

**COMMISSION OF SILICON VALLEY CLEAN WATER  
JOINT POWERS AUTHORITY  
REGULAR MEETING – Thursday, July 12, 2018  
8:00 a.m.**

Place: Pelican Conference Room  
Silicon Valley Clean Water  
1400 Radio Road, 2<sup>nd</sup> Floor  
Redwood City, California

**COMMISSIONERS**

COUNCIL MEMBER JOHN SEYBERT, REDWOOD CITY – CHAIR  
COUNCIL MEMBER WARREN LIEBERMAN, PhD., BELMONT – VICE CHAIR  
BOARD MEMBER GEORGE OTTE, P.E., WEST BAY SANITARY DISTRICT – MEMBER  
MAYOR ROBERT GRASSILLI, SAN CARLOS – SECRETARY

**ACTING MANAGER:** TERESA A. HERRERA

**ATTORNEY FOR THE AUTHORITY:** CHRISTINE C. FITZGERALD

**CONTROLLER/TREASURER:** KIMBRA MCCARTHY

**AMERICANS WITH DISABILITIES ACT**

In compliance with the Americans with Disabilities Act, if you need special assistance to participate in this meeting, please contact SVCW (650) 591-7121. Notification in advance of the meeting will enable the Authority to make reasonable arrangements to ensure accessibility to this meeting.

**AGENDA**

1. CALL TO ORDER

2. ROLL CALL

3. PLEDGE OF ALLEGIANCE

4. PUBLIC COMMENT

Any member of the public may address and ask questions of the Chair under this item relating to any matter within the Commission's jurisdiction that does not appear as a separate item on the Agenda. An opportunity will be provided for members of the public to address the Chair and ask questions about any item that is listed on the agenda at the time the

Commission considers the item and before action is taken. If you address the Commission on a non-agenda item, please be aware that the Ralph M. Brown Act (Gov. C. § 54950 et seq.) prohibits the Commission from acting on or discussing such matters at this meeting. Any such item may be referred to staff for a decision with regard to placing it on a future agenda for discussion, action or a report.

5. SAFETY MOMENT and REPORTS

- A. Safety Moment
- B. Manager's Report (verbal)
- C. Financial Reports
  - 1. Investment Report May 31, 2018
- D. Engineering Projects Status Update June 2018
- E. Commission Requested Staff-Level Action Items
- F. RESCU Program Design-Build Project Status Update June 2018

6. CLOSED SESSION

- A. LABOR NEGOTIATIONS (Govt. Code Section 54957.6(a))  
AGENCY NEGOTIATORS: Teresa Herrera, SVCW Manager  
Matt Anderson, Chief Financial Officer/Admin. Manager  
Jennifer Flick, SVCW Human Resources Director  
Monte Hamamoto, SVCW Chief Operating Officer  
Darrell Murray, IEDA  
EMPLOYEE ORGANIZATION: IUOE LOCAL 39
- B. CONFERENCE WITH REAL PROPERTY NEGOTIATORS  
Pursuant to Government Code Section 54956.8  
Property Description: 999 Skyway Road, San Carlos, CA (APN: 046-081-780)  
SVCW Negotiators: Lillian Jewell, Kevin Thorne (Hamner, Jewell & Associates); SVCW Manager Teresa Herrera, Bruce Burnworth  
Negotiating Parties: Hudson Skyway Landing, LLC, a Delaware limited liability company  
Under Negotiation: Price and terms
- C. CONFERENCE WITH LEGAL COUNSEL – ANTICIPATED LITIGATION  
Significant exposure to litigation pursuant to paragraph (2) of subdivision (d) of Government Code Section 54956.9 (One Potential Case)

7. CONSIDERATION OF MOTION APPROVING CONSENT CALENDAR

8. BUSINESS ITEMS

A. CONSIDERATION OF RESOLUTION APPROVING PROGRESSIVE DESIGN-BUILD REQUEST FOR QUALIFICATIONS APPROVE PUMP STATIONS IMPROVEMENT PROJECTS

Proposed Actions:

- i. Move adoption of RESOLUTION APPROVING REQUEST FOR QUALIFICATIONS PROCUREMENT DOCUMENTS IN CONNECTION WITH THE PUMP STATION IMPROVEMENT PROJECT AND AUTHORIZE MANAGER TO ISSUE REQUEST FOR QUALIFICATIONS TO INTERESTED DESIGN-BUILD ENTITIES
- ii. Move approval of TASK ORDER SCOPE AND BUDGET FOR PROJECT MANAGEMENT SERVICES FOR PUMP STATION IMPROVEMENTS (CIP #7004, 7005, 7006, 7011) IN AN AMOUNT NOT TO EXCEED \$460,530 AND AUTHORIZE MANAGER TO APPROVE UP TO TEN PERCENT CONTINGENCY FOR ADDITIONAL WORK ON AN AS-NEEDED BASIS – COLLABORATIVE STRATEGIES CONSULTING, INC.

B. CONSIDERATION OF RESOLUTION AWARDING STAGE 2B AMENDMENT TO PROGRESSIVE DESIGN-BUILD AGREEMENT FOR FRONT OF PLANT PROJECT

Proposed Action: Move adoption of RESOLUTION APPROVING STAGE 2B DESIGN BUILD AGREEMENT AMENDMENT FOR FRONT OF PLANT PROJECT (CIP #6013, 6014, 9160); AND AUTHORIZING MANAGER TO APPROVE CONTRACT CHANGE ORDERS UP TO TEN PERCENT OF THE CONTRACT PRICE FOR SAID STAGE 2B AMENDMENT – SHEA/PARSONS JOINT VENTURE - (\$1,299,447)

C. CONSIDERATION OF RESOLUTION TO APPOINT SVCW MANAGER

Proposed Actions:

- i. CHAIR TO ORALLY REPORT OUT RECOMMENDATION THAT MANAGER’S MONTHLY SALARY AMOUNT BE SET AT \$25,000
- ii. Move approval of RESOLUTION APPOINTING TERESA HERRERA AS MANAGER OF SILICON VALLEY CLEAN WATER AND ESTABLISHING COMPENSATION

9. RECONVENE IN OPEN SESSION – Announce action taken in Closed Session, if any.

10. MATTERS OF COMMISSION MEMBER'S INTEREST

11. ADJOURN

## CONSENT CALENDAR

### NOTICE TO PUBLIC

All matters listed under CONSENT CALENDAR are considered to be routine. There may be discussion on items on the CONSENT CALENDAR. All items will be enacted by one motion with a roll call vote unless members of the Commission, staff, or public request specific items be removed from the CONSENT CALENDAR for separate action.

7. A. APPROVAL OF MINUTES –
  - i. June 14, 2018 Regular Meeting
  - ii. June 28, 2018 Special Meeting
- B. CONSIDERATION OF MOTION APPROVING CLAIMS AND CHECKS DATED JUNE 15, 2018, JUNE 28, 2018 AND JUNE 29, 2018 AND NECESSARY PAYMENTS THROUGH JUNE 29, 2018
- C. CONSIDERATION OF MOTION AUTHORIZING THE SUBMITTAL OF LETTER OF INTEREST ENVIRONMENTAL PROTECTION AGENCY SEEKING WATER INFRASTRUCTURE FINANCE AND INNOVATIONS ACT (WIFIA) LOAN IN AN AMOUNT NOT TO EXCEED \$220 MILLION

Proposed Action: Move adoption of RESOLUTION OF THE COMMISSION OF SILICON VALLEY CLEAN WATER APPROVING AND AUTHORIZING SUBMITTAL OF LETTER OF INTEREST TO THE UNITED STATES ENVIRONMENTAL PROTECTION AGENCY SEEKING UP TO \$220 MILLION IN SECURED LOANS FOR THE CONVEYANCE SYSTEM PROGRAM UNDER THE WATER INFRASTRUCTURE FINANCE AND INNOVATION ACT, AND DESIGNATING AND AUTHORIZING THE AUTHORITY'S MANAGER TO PROVIDE ASSURANCES, CERTIFICATIONS, AND COMMITMENTS REQUIRED THEREFOR

- D. CONSIDERATION OF MOTION TO REVIEW SVCW CONFLICT OF INTEREST CODE

Proposed Action: Move adoption of RESOLUTION REVIEWING AND APPROVING THE 2018 CONFLICT OF INTEREST CODE FOR SILICON VALLEY CLEAN WATER

- E. CONSIDERATION OF RESOLUTION APPROVING GRAVITY PIPELINE PROJECT DESIGN-BUILD STAGE 1 AGREEMENT AMENDMENT (CIP#6008)

Proposed Action: RESOLUTION RATIFYING AND APPROVING DESIGN BUILD AGREEMENT STAGE 1 AMENDMENT NO. 6 FOR GRAVITY PIPELINE PROJECT (CIP #6008) – BARNARD-BESSAC JOINT VENTURE - (\$164,360)

### **SAFETY MOMENT**

Every summer, heartbreaking and preventable deaths happen when children and pets are left alone in hot cars.

This happens when kids or pets are left unattended in a hot car -- sometimes because the driver forgot the child was there -- or when kids get into unlocked cars without any adult knowing it happened. Within minutes, they can be in danger. Here is what you must know:

#### **1. No Exceptions, No Matter How Brief**

Some parents may not want to take their child in and out of their cumbersome car seat for what they believe will be a quick stop. But the stakes are too high.

"It is never OK to leave kids or pets in a car -- even with the windows down," says Christopher McStay, MD, an emergency room doctor and assistant professor of emergency medicine at New York University Langone Medical Center. "

"There is no safe amount of time to leave children alone in the car," says Nathan Allen, MD, an emergency medicine doctor at the University of Chicago.

Just a few minutes can be extremely dangerous -- even fatal -- for a small child or pet.

#### **2. Know What Can Go Wrong**

On a day that is just 72 degrees Fahrenheit, the temperature inside a car can increase by 30 to 40 degrees in an hour and 70% of this increase occurs the first 30 minutes.

Heat stroke may occur when body temperature passes 104 degrees Fahrenheit. That overwhelms the brain's temperature control, causing symptoms such as dizziness disorientation, agitation, confusion, sluggishness, seizure, loss of consciousness, and/or death

#### **3. Bystander? Get Involved**

If you see a child alone in a hot vehicle, call 911 immediately, advises the National Highway Traffic Safety Administration (NHTSA). "If they are in distress due to heat, get them out as quickly as possible," states the NHTSA's web site.

#### **4. Remind Yourself**

Some parents or caregivers may forget that there is a sleeping child in the back seat and go about their business.

What can you do? Give yourself reminders. Keep telling yourself, out loud, to remember the child. And give yourself visual cues. For example, place your briefcase beside your child so you must grab it before going to work, and will see your child. Or put your diaper bag on the seat next to you, so that you're reminded that you have the child with you.

# SILICON VALLEY CLEAN WATER

JOINT POWERS AUTHORITY ~ A PUBLIC ENTITY



1400 RADIO ROAD  
REDWOOD CITY, CALIFORNIA 94065  
650.591.7121 | FAX: 650.591.7122  
WWW.SVCW.ORG

CITY OF SAN CARLOS | CITY OF REDWOOD CITY | CITY OF BELMONT | WEST BAY SANITARY DISTRICT

## SILICON VALLEY CLEAN WATER INVESTMENT LISTING May 31, 2018

Broker/Dealer	Composite	Coupon	Yield to	Estimated				
Investment Name	Credit	Maturity	Rate	Maturity	Par Value	Market Value	Cost	Annual \$ Yield Earnings
Annual OPS and CAP Budget Reserve								
FEDERAL HOME LN MTG CORP PARTN GOLD	N.A.	02/01/2020	5.000%	2.81	29,546	30,104	31,171	846
FEDERAL HOME LOAN BKS CONS BDS	AA+	12/13/2019	2.375%	2.43	60,000	59,982	61,478	1,455
FEDERAL HOME LOAN BKS CONS BDS	AA+	02/18/2021	1.375%	2.55	30,000	29,116	30,315	743
FEDERAL FARM CR BKS CONS SYSTEMWIDE	AA+	09/17/2018	1.950%	2.07	100,000	99,991	100,482	2,071
FEDERAL HOME LOAN BKS CONS BDS	AA+	07/01/2019	4.375%	2.47	50,000	51,091	51,916	1,263
FEDERAL HOME LOAN BKS CONS BDS	AA+	09/13/2019	4.500%	2.36	100,000	102,687	104,952	2,422
FEDERAL NATL MTG ASSN	AA+	06/22/2020	1.500%	2.47	30,000	29,429	30,316	727
FEDERAL NATL MTG ASSN	AA+	11/30/2020	1.500%	2.53	100,000	97,626	99,795	2,469
FEDERAL NATL MTG ASSN	AA+	02/26/2021	1.375%	2.57	100,000	97,010	99,697	2,488
FEDERAL NATL MTG ASSN	AA+	11/27/2018	1.625%	2.15	60,000	59,864	60,229	1,284
FEDERAL NATL MTG ASSN GTD REMIC	NR	09/25/2019	2.171%	2.51	133,909	132,912	135,667	3,337
FEDERAL NATL MTG ASSN	AA+	09/25/2020	1.750%	2.66	100,000	98,055	100,591	2,612
FEDERAL HOME LN MTG CORP MULTICLASS	NR	11/25/2019	1.869%	2.93	124,978	123,663	124,802	3,618
FEDERAL HOME LN MTG CORP	AA+	05/30/2019	1.750%	2.28	30,000	29,845	30,254	681
FEDERAL HOME LN MTG CORP	AA+	10/02/2019	1.250%	2.37	30,000	29,566	30,117	702
FEDERAL HOME LN MTG CORP MULTICLASS	N.A.	04/15/2020	4.000%	2.53	18,679	18,696	19,240	473
FEDERAL NATL MTG ASSN GTD PASSTHRU	N.A.	12/01/2019	5.500%	2.85	17,851	18,046	18,878	514
FEDERAL NATL MTG ASSN GTD PASSTHRU	N.A.	03/01/2020	5.500%	4.67	538	539	557	25
FEDERAL NATL MTG ASSN GTD PASSTHRU	N.A.	04/01/2020	5.000%	2.85	14,452	14,724	15,256	420
GNMA II PASSTHRU CTF POOL #003421	N.A.	08/20/2018	4.500%	2.76	993	991	1,041	27
GENERAL ELEC CAP CORP MTN	A	08/07/2018	2.633%	3.22	75,000	75,003	74,771	2,413
IOWA FIN AUTH REV ST REVOLVING FD	AAA	08/01/2018	3.280%	2.30	50,000	50,086	50,430	1,150
SMALL BUSINESS ADMIN GTD LN POOL	N.A.	02/25/2019	4.575%	2.90	14,794	14,745	15,351	427
U S BANCORP MTNS BK ENT FR	A+	11/15/2018	1.950%	2.41	50,000	49,892	50,026	1,203
UNIVERSITY CALIF REVS FOR PREV GEN	AA	07/01/2019	1.796%	2.83	50,000	49,767	49,784	1,407
FEDERAL FARM CR BKS CONS SYSTEMWIDE	AA+	10/26/2018	1.010%	1.78	80,000	79,658	80,000	1,417
MONTGOMERY CNTY MD CTF PARTN COPS	N.A.	11/01/2019	1.200%	2.53	100,000	97,988	100,029	2,480
RICHMOND VA GO PUB IMPT BDS C	AA	07/15/2021	2.599%	2.84	100,000	99,248	104,081	2,818
PORT MORROW ORE TRANSMISSION F REV	AA	09/01/2021	2.737%	2.94	100,000	99,302	103,785	2,917
WACO TEX INDPT SCH DIST REF BDS	N.A.	02/15/2020	4.000%	2.57	110,000	112,677	115,790	2,898
FEDERAL HOME LN MTG CORP	AA+	12/30/2019	1.500%	2.39	80,000	78,558	80,000	1,876
FEDERAL FARM CR BKS CONS SYSTEMWIDE	AA+	07/19/2021	2.030%	2.73	60,000	58,575	60,000	1,601
FEDERAL FARM CR BKS CONS SYSTEMWIDE	AA+	01/24/2022	2.050%	2.83	40,000	38,906	40,000	1,102
FEDERAL HOME LN MTG CORP MEDIUM	AA+	07/27/2020	1.625%	2.52	80,000	78,499	80,000	1,976
FEDERAL HOME LN MTG CORP	AA+	05/15/2020	1.600%	2.57	150,000	147,636	150,000	3,791
FEDERAL HOME LN MTG CORP	AA+	05/01/2020	1.375%	2.45	70,000	68,627	69,686	1,681
FEDERAL NATL MTG ASSN	AA+	10/07/2021	1.375%	2.64	70,000	67,175	69,215	1,770
FEDERAL HOME LN MTG CORP	AA+	01/13/2022	2.375%	2.68	35,000	34,657	35,991	928
FEDERAL HOME LOAN BKS CONS BDS	AA+	07/29/2020	1.830%	2.55	140,000	138,100	140,958	3,520
FEDERAL HOME LOAN BKS CONS BDS	AA+	06/12/2020	1.750%	2.49	140,000	137,971	140,806	3,441
FEDERAL NATL MTG ASSN	AA+	05/06/2021	1.250%	2.56	90,000	86,766	89,065	2,220
FEDERAL NATL MTG ASSN	AA+	08/17/2021	1.250%	2.63	90,000	86,223	88,817	2,271
FEDERAL NATL MTG ASSN	AA+	09/28/2020	1.750%	2.62	30,000	29,486	30,000	773
ALTRIA GROUP INC SR NT	A-	08/09/2022	2.850%	3.38	30,000	29,408	30,257	993
US TREASURY NOTE	NR	03/15/2020	1.625%	2.41	50,000	49,332	49,751	1,189
FEDERAL FARM CR BKS CONS SYSTEMWIDE	AA+	09/11/2020	1.620%	2.61	140,000	136,979	137,964	3,571
FEDERAL HOME LN MTG CORP	AA+	03/26/2021	2.700%	2.76	50,000	49,905	49,938	1,379
FEDERAL HOME LOAN BKS CONS BDS	AA+	09/15/2020	2.500%	2.65	100,000	99,748	99,925	2,643
FEDERAL NATL MTG ASSN	AA+	03/26/2021	2.700%	2.78	100,000	100,014	100,000	2,782
FEDERAL NATL MTG ASSN	AA+	10/19/2022	3.000%	3.09	50,000	50,022	50,000	1,544
CASH & EQUIVALENTS	-	-	-	1.64	-	66,322	66,322	1,088
Annual OPS and CAP Budget Reserve Total						\$ 3,485,211	\$ 3,549,490	\$ 89,451

Broker/Dealer	Composite		Coupon	Yield to			Estimated	
Investment Name	Credit	Maturity	Rate	Maturity	Par Value	Market Value	Annual \$ Yield	Earnings
Capital Improvement Program Reserve								
APPLE INC SR FLT NT	AA+	02/07/2020	2.619%	2.31	100,000	100,335	99,821	2,321
BERGEN CNTY N J TAXABLE GO BDS 2008	N.A.	11/01/2019	6.000%	2.43	100,000	101,537	102,183	2,468
CALIFORNIA ST GO BDS TAXABLE	AA-	10/01/2019	6.200%	2.84	100,000	104,819	106,099	2,981
CHEVRON CORPORATION SR NT	AA-	03/03/2019	4.950%	2.44	100,000	101,808	102,952	2,480
CISCO SYS INC SR GLBL NT	A+	01/15/2020	4.450%	2.57	125,000	128,693	131,244	3,310
COLGATE PALMOLIVE CO MTNS FR	AA-	11/01/2018	1.500%	2.32	100,000	99,707	100,081	2,309
EXXON MOBIL CORP SR FLT NT	AA+	03/15/2019	2.275%	2.34	100,000	100,105	99,935	2,342
FEDERAL HOME LN MTG CORP PARTN GOLD	N.A.	02/01/2019	5.000%	3.18	13,037	13,111	13,746	417
FEDERAL HOME LOAN BKS CONS BDS	AA+	12/13/2019	2.375%	-	340,000	339,898	344,352	-
FEDERAL HOME LOAN BKS CONS BDS	AA+	02/18/2021	1.375%	2.55	100,000	97,053	101,049	2,478
FEDERAL FARM CR BKS CONS SYSTEMWIDE	AA+	06/22/2018	5.050%	2.08	20,000	20,038	20,360	417
FEDERAL FARM CR BKS CONS SYSTEMWIDE	AA+	04/06/2020	5.300%	2.63	450,000	473,351	481,995	12,440
FEDERAL FARM CR BKS CONS SYSTEMWIDE	AA+	09/03/2019	5.320%	2.44	50,000	51,874	52,774	1,267
FEDERAL HOME LOAN BKS CONS BDS	AA+	09/11/2020	2.875%	2.53	60,000	60,450	62,096	1,531
FEDERAL FARM CR BKS CONS SYSTEMWIDE	AA+	06/24/2019	1.520%	2.36	250,000	248,065	250,000	5,857
FEDERAL HOME LOAN BKS CONS BDS	AA+	08/15/2019	5.125%	2.36	60,000	62,026	63,205	1,464
FEDERAL HOME LOAN BKS CONS BDS	AA+	06/12/2020	4.625%	2.55	200,000	208,490	213,826	5,314
FEDERAL HOME LOAN BKS CONS BDS	AA+	12/14/2018	3.750%	2.27	250,000	252,118	256,078	5,726
FEDERAL HOME LOAN BKS CONS BDS	AA+	07/01/2019	4.375%	2.47	25,000	25,546	25,958	631
FEDERAL HOME LOAN BKS CONS BDS	AA+	12/13/2019	4.125%	2.41	125,000	128,179	132,551	3,089
FEDERAL HOME LOAN BKS CONS BDS	AA+	03/13/2020	4.125%	2.47	700,000	720,013	734,076	17,756
FEDERAL NATL MTG ASSN	AA+	01/21/2020	1.625%	2.41	100,000	98,792	101,344	2,379
FEDERAL NATL MTG ASSN	AA+	06/22/2020	1.500%	2.47	50,000	49,048	50,527	1,212
FEDERAL NATL MTG ASSN	AA+	11/30/2020	1.500%	2.53	170,000	165,964	169,637	4,197
FEDERAL NATL MTG ASSN	AA+	12/28/2020	1.875%	2.55	325,000	319,868	331,136	8,141
FEDERAL NATL MTG ASSN	AA+	02/26/2021	1.375%	2.57	240,000	232,824	239,719	5,972
FEDERAL NATL MTG ASSN	AA+	11/27/2018	1.625%	2.15	150,000	149,661	150,573	3,210
FEDERAL HOME LN MTG CORP MULTICLASS	NR	06/25/2020	3.531%	2.90	100,000	101,339	106,188	2,939
FEDERAL HOME LN MTG CORP	AA+	06/13/2018	4.875%	1.79	115,000	115,115	117,191	2,061
FEDERAL HOME LN MTG CORP	AA+	03/27/2019	3.750%	2.24	500,000	506,165	511,418	11,333
FEDERAL HOME LN MTG CORP	AA+	05/30/2019	1.750%	2.28	50,000	49,742	50,423	1,136
FEDERAL HOME LN MTG CORP	AA+	10/02/2019	1.250%	2.37	50,000	49,277	50,195	1,169
FEDERAL NATL MTG ASSN GTD PASSTHRU	N.A.	04/01/2019	2.680%	2.92	462,248	461,693	481,460	13,481
FEDERAL NATL MTG ASSN GTD PASSTHRU	N.A.	04/01/2019	5.000%	2.71	15,772	16,018	16,624	434
FEDERAL NATL MTG ASSN GTD PASSTHRU	N.A.	07/01/2019	4.821%	-	201,821	205,561	223,895	-
IOWA FIN AUTH REV ST REVOLVING FD	AAA	08/01/2018	3.280%	2.30	25,000	25,043	25,215	575
MICROSOFT CORP NT	AAA	06/01/2019	4.200%	2.39	100,000	101,720	103,501	2,434
MONONA WIS TAXABLE PROM NTS 2015B	N.A.	06/01/2020	3.250%	3.07	100,000	100,272	101,231	3,081
NEW YORK N Y GOBDS 2011 C TAXABLE	AA	10/01/2018	3.480%	2.46	100,000	100,425	100,759	2,466
FEDERAL FARM CR BKS CONS SYSTEMWIDE	AA+	10/26/2018	1.010%	1.78	100,000	99,572	100,000	1,771
MONTGOMERY CNTY MD CTF S PARTN COPS	N.A.	11/01/2019	1.200%	2.53	100,000	97,988	100,029	2,480
RICHMOND VA GO PUB IMPT BDS C	AA	07/15/2021	2.599%	2.84	100,000	99,248	104,081	2,818
BANK NEW YORK MTN BK ENT FR	A+	11/27/2020	2.450%	2.99	100,000	98,754	102,146	2,953
GILEAD SCIENCES INC SR NT	A-	09/01/2020	2.550%	2.92	100,000	99,216	102,683	2,894
WISCONSIN ST GEN FD ANNUAL APP REV	AA-	05/01/2021	1.616%	2.99	100,000	96,595	100,096	2,889
PORT MORROW ORE TRANSMISSION F REV	AA	09/01/2021	2.737%	2.94	225,000	223,430	233,516	6,564
WACO TEX INDPT SCH DIST REF BDS	N.A.	02/15/2020	4.000%	2.57	165,000	169,016	173,686	4,347
FEDERAL NATL MTG ASSN	AA+	05/26/2021	1.800%	2.70	260,000	252,964	260,000	6,835
FEDERAL HOME LN MTG CORP	AA+	12/30/2019	1.500%	2.39	260,000	255,312	260,000	6,097
FEDERAL HOME LN MTG CORP	AA+	12/30/2020	1.750%	2.60	340,000	332,204	340,000	8,644
FEDERAL FARM CR BKS CONS SYSTEMWIDE	AA+	07/19/2021	2.030%	2.73	80,000	78,100	80,000	2,135
FEDERAL FARM CR BKS CONS SYSTEMWIDE	AA+	01/24/2022	2.050%	2.83	120,000	116,717	120,000	3,305
FEDERAL HOME LN MTG CORP MEDIUM	AA+	07/27/2020	1.625%	2.52	80,000	78,499	80,000	1,976
FEDERAL HOME LN MTG CORP	AA+	05/15/2020	1.600%	2.57	220,000	216,533	220,000	5,561
FEDERAL HOME LN MTG CORP	AA+	10/26/2021	2.000%	2.69	220,000	214,036	220,000	5,753
FEDERAL HOME LOAN BKS CONS BDS	AA+	04/27/2022	2.300%	2.76	220,000	220,790	219,505	6,087
FEDERAL HOME LN MTG CORP	AA+	05/01/2020	1.375%	2.45	290,000	284,310	288,791	6,963
FEDERAL NATL MTG ASSN	AA+	10/07/2021	1.375%	2.64	140,000	134,350	138,430	3,540
FEDERAL HOME LN MTG CORP	AA+	01/13/2022	2.375%	2.68	310,000	306,962	316,910	8,224
FEDERAL NATL MTG ASSN	AA+	01/05/2022	2.000%	2.68	610,000	596,690	608,208	15,985
FEDERAL HOME LOAN BKS CONS BDS	AA+	06/12/2020	1.750%	2.49	170,000	167,537	170,979	4,178
FEDERAL NATL MTG ASSN	AA+	05/06/2021	1.250%	2.56	170,000	163,892	168,234	4,194
FEDERAL NATL MTG ASSN	AA+	08/17/2021	1.250%	2.63	170,000	162,865	167,766	4,290
FEDERAL FARM CR BKS CONS SYSTEMWIDE	AA+	07/19/2022	1.900%	2.70	165,000	159,964	165,710	4,313
FEDERAL FARM CR BKS CONS SYSTEMWIDE	AA+	08/03/2022	1.900%	2.71	165,000	159,895	165,389	4,325
FEDERAL NATL MTG ASSN	AA+	04/05/2022	1.875%	2.68	170,000	165,169	170,568	4,428
FEDERAL HOME LOAN BKS CONS BDS	AA+	08/15/2022	1.850%	2.71	130,000	125,588	130,936	3,407
FEDERAL NATL MTG ASSN	AA+	09/28/2020	1.750%	2.62	120,000	117,942	120,000	3,092
FEDERAL FARM CR BKS CONS SYSTEMWIDE	AA+	04/04/2022	2.100%	2.87	220,000	214,412	220,000	6,162
FEDERAL HOME LN MTG CORP	AA+	10/12/2021	2.000%	2.72	120,000	117,248	120,000	3,184
BANK AMER CORP FR	A-	05/13/2021	5.000%	3.25	75,000	78,650	80,486	2,558
CONSTELLATION BRANDS INC SR GLBL NT	BBB-	11/06/2020	2.250%	3.12	25,000	24,481	24,942	764
HOME DEPOT INC SR GLBL NT	A	04/01/2021	2.000%	2.79	80,000	78,308	79,838	2,188
LORILLARD TOB CO SR NT	BBB	05/01/2020	6.875%	3.52	25,000	26,667	27,166	938
MORGAN STANLEY SR NT	A-	01/27/2020	2.650%	2.99	80,000	79,539	80,758	2,379
ORACLE CORP SR GLBL	A+	05/15/2022	2.500%	3.07	80,000	78,370	80,078	2,403
PHILIP MORRIS INTL INC SR NT	A	03/26/2020	4.500%	2.85	25,000	25,751	26,218	733
STARBUCKS CORP SR GLBL	A-	02/04/2021	2.100%	2.90	80,000	78,322	79,979	2,269
3M CO FR	A+	06/26/2022	2.000%	2.95	100,000	96,612	98,911	2,850
FEDERAL HOME LN MTG CORP	AA+	12/29/2021	2.250%	2.74	120,000	117,989	120,000	3,234
FEDERAL HOME LOAN BKS CONS BDS	AA+	10/26/2022	2.280%	2.82	100,000	97,742	99,600	2,757



Broker/Dealer	Composite		Coupon	Yield to			Estimated	
Investment Name	Credit	Maturity	Rate	Maturity	Par Value	Market Value	Annual \$ Yield	
							Cost	Earnings
FEDERAL FARM CR BKS CONS SYSTEMWIDE	AA+	09/11/2020	1.620%	2.61	400,000	391,368	394,184	10,203
FEDERAL HOME LOAN BKS CONS BDS	AA+	11/29/2021	1.875%	2.63	300,000	292,899	295,904	7,709
FEDERAL HOME LOAN BKS CONS BDS	AA+	12/15/2021	2.200%	2.74	300,000	295,839	298,050	8,109
FEDERAL NATL MTG ASSN	AA+	11/26/2019	1.750%	2.38	300,000	297,453	298,668	7,065
FEDERAL FARM CR BKS CONS SYSTEMWIDE	AA+	05/17/2021	1.970%	2.71	100,000	97,911	98,338	2,650
FEDERAL HOME LOAN BKS CONS BDS	AA+	09/15/2020	2.500%	2.65	160,000	159,597	159,880	4,229
FEDERAL FARM CR BKS CONS SYSTEMWIDE	AA+	11/22/2021	2.740%	2.92	100,000	99,726	99,975	2,909
FEDERAL FARM CR BKS CONS SYSTEMWIDE	AA+	09/01/2021	2.750%	2.88	60,000	60,001	59,970	1,727
FEDERAL FARM CR BKS CONS SYSTEMWIDE	AA+	06/01/2020	2.450%	2.66	90,000	89,735	89,978	2,391
FEDERAL FARM CR BKS CONS SYSTEMWIDE	AA+	03/07/2022	2.850%	2.87	100,000	100,001	100,000	2,866
FEDERAL FARM CR BKS CONS SYSTEMWIDE	AA+	09/20/2021	2.840%	2.95	100,000	100,002	100,000	2,947
FEDERAL FARM CR BKS CONS SYSTEMWIDE	AA+	03/29/2021	2.710%	2.75	80,000	80,002	80,000	2,198
FEDERAL FARM CR BKS CONS SYSTEMWIDE	AA+	06/29/2022	3.000%	3.07	100,000	100,009	100,000	3,072
FEDERAL HOME LN MTG CORP	AA+	12/14/2022	2.000%	2.89	25,000	24,809	24,605	718
FEDERAL HOME LN MTG CORP	AA+	11/24/2021	2.650%	2.75	100,000	99,920	99,750	2,746
FEDERAL HOME LN MTG CORP	AA+	02/24/2023	3.000%	3.08	80,000	79,957	79,984	2,463
FEDERAL HOME LOAN BKS CONS BDS	AA+	03/29/2022	2.000%	3.52	200,000	199,898	200,000	7,026
FEDERAL HOME LOAN BKS CONS BDS	AA+	12/13/2022	2.130%	2.94	129,630	125,319	125,764	3,684
FEDERAL NATL MTG ASSN	AA+	03/26/2021	2.700%	2.78	100,000	100,014	100,000	2,782
FEDERAL FARM CR BKS CONS SYSTEMWIDE	AA+	08/16/2021	1.680%	2.66	100,000	96,595	96,664	2,572
FEDERAL FARM CR BKS CONS SYSTEMWIDE	AA+	04/18/2022	2.830%	2.83	150,000	149,969	150,000	4,249
FEDERAL HOME LN MTG CORP	AA+	03/15/2023	3.000%	3.01	150,000	150,002	149,850	4,508
FEDERAL HOME LOAN BKS CONS BDS	AA+	03/27/2023	3.000%	2.98	150,000	149,961	150,000	4,473
CASH & EQUIVALENTS	-	-	-	1.64	-	623,591	623,591	10,227
<b>Capital Improvement Program Reserve Total</b>						<b>\$ 16,658,543</b>	<b>\$ 16,966,209</b>	<b>\$ 418,810</b>
<b>Stage 2 Capacity Reserve</b>								
CEDAR PARK TEX CTFES OBLIG TAXABLE	AA	08/15/2018	5.280%	2.29	50,000	50,289	50,831	1,150
CISCO SYS INC SR GLBL NT	A+	01/15/2020	4.450%	2.57	75,000	77,216	78,746	1,986
FEDERAL HOME LN MTG CORP PARTN GOLD	N.A.	02/01/2019	5.000%	3.18	13,037	13,111	13,746	417
FEDERAL HOME LN MTG CORP PARTN GOLD	N.A.	11/01/2020	4.500%	2.88	16,783	16,908	17,496	487
FEDERAL HOME LOAN BKS CONS BDS	AA+	12/13/2019	2.375%	2.43	100,000	99,970	102,463	2,424
FEDERAL HOME LOAN BKS CONS BDS	AA+	02/18/2021	1.375%	2.55	100,000	97,053	101,049	2,478
FEDERAL HOME LOAN BKS CONS BDS	AA+	06/29/2018	0.875%	1.73	100,000	99,925	100,035	1,726
FEDERAL FARM CR BKS CONS SYSTEMWIDE	AA+	09/28/2018	4.780%	2.24	55,000	55,492	55,910	1,245
FEDERAL HOME LOAN BKS CONS BDS	AA+	09/11/2020	2.875%	2.53	60,000	60,450	62,096	1,531
FEDERAL FARM CR BKS CONS SYSTEMWIDE	AA+	06/24/2019	1.520%	2.36	200,000	198,452	200,000	4,685
FEDERAL HOME LOAN BKS CONS BDS	AA+	08/15/2019	5.125%	2.36	50,000	51,688	52,671	1,220
FEDERAL HOME LOAN BKS CONS BDS	AA+	07/01/2019	4.375%	2.47	100,000	102,182	103,831	2,526
FEDERAL HOME LOAN BKS CONS BDS	AA+	03/13/2020	4.125%	2.47	125,000	128,574	131,004	3,171
FEDERAL NATL MTG ASSN	AA+	01/21/2020	1.625%	2.41	100,000	98,792	101,344	2,379
FEDERAL NATL MTG ASSN	AA+	06/22/2020	1.500%	2.47	100,000	98,096	101,053	2,424
FEDERAL NATL MTG ASSN	AA+	11/30/2020	1.500%	2.53	100,000	97,626	100,746	2,469
FEDERAL NATL MTG ASSN	AA+	12/28/2020	1.875%	2.55	175,000	172,237	178,304	4,383
FEDERAL NATL MTG ASSN	AA+	02/26/2021	1.375%	2.57	180,000	174,618	180,187	4,479
FEDERAL NATL MTG ASSN	AA+	01/14/2019	3.275%	2.38	100,000	100,674	101,715	2,391
FEDERAL HOME LN MTG CORP MULTICLASS	NR	10/25/2020	2.788%	2.58	15,468	15,461	15,855	399
FEDERAL HOME LN MTG CORP	AA+	03/27/2019	3.750%	2.24	250,000	253,083	255,679	5,667
FEDERAL HOME LN MTG CORP	AA+	05/30/2019	1.750%	2.28	100,000	99,483	100,846	2,271
FEDERAL HOME LN MTG CORP	AA+	08/01/2019	1.250%	2.33	100,000	98,775	100,662	2,297
FEDERAL HOME LN MTG CORP	AA+	10/02/2019	1.250%	2.37	100,000	98,554	100,389	2,339
FEDERAL NATL MTG ASSN GTD PASSTHRU	N.A.	12/01/2020	4.000%	2.87	46,369	47,693	48,586	1,369
FEDERAL NATL MTG ASSN GTD PASSTHRU	N.A.	07/01/2019	4.821%	3.49	168,804	171,932	187,267	6,000
GENERAL ELEC CAP CORP MTN	A	08/07/2018	2.633%	3.22	100,000	100,004	99,695	3,217
IOWA FIN AUTH REV ST REVOLVING FD	AAA	08/01/2018	3.280%	2.30	100,000	100,172	100,859	2,300
JPMORGAN CHASE & CO SR NT	A-	03/01/2021	2.550%	3.21	50,000	49,152	50,813	1,579
LANCASTER CNTY NEB SCH DIST NO SCH	AA+	01/15/2021	4.550%	3.02	50,000	52,078	53,728	1,574
NORFOLK VA GO CAP IMPT BDS 2010 B	AA	03/01/2019	4.650%	2.60	100,000	101,379	102,647	2,631
U S BANCORP MTNS BK ENT FR	A+	11/15/2018	1.950%	2.41	100,000	99,783	100,051	2,406
UNIVERSITY CALIF REVS FOR PREV GEN	AA	07/01/2019	1.796%	2.83	50,000	49,767	49,784	1,407
XTO ENERGY INC SR NT	AA+	06/15/2018	5.500%	2.82	100,000	100,094	102,052	2,826
FEDERAL FARM CR BKS CONS SYSTEMWIDE	AA+	10/26/2018	1.010%	1.78	200,000	199,144	200,000	3,543
MONTGOMERY CNTY MD CTFES PARTN COPS	N.A.	11/01/2019	1.200%	2.53	100,000	97,988	100,029	2,480
BANK NEW YORK MTN BK ENT FR	A+	11/27/2020	2.450%	2.99	150,000	148,131	153,219	4,429
GILEAD SCIENCES INC SR NT	A-	09/01/2020	2.550%	2.92	150,000	148,824	154,025	4,341
WISCONSIN ST GEN FD ANNUAL APP REV	AA-	05/01/2021	1.616%	2.99	100,000	96,595	100,096	2,889
FEDERAL HOME LN MTG CORP	AA+	08/25/2021	1.375%	2.70	90,000	87,364	90,000	2,359
METRO WASTEWTR RECLAMATION DIS REV	AA+	04/01/2019	4.718%	2.30	100,000	101,729	103,608	2,339
WACO TEX INDPT SCH DIST REF BDS	N.A.	02/15/2020	4.000%	2.57	55,000	56,339	57,895	1,449
FEDERAL HOME LN MTG CORP	AA+	03/30/2021	1.500%	2.63	60,000	58,009	60,000	1,526
FEDERAL HOME LN MTG CORP	AA+	09/30/2021	1.050%	3.28	100,000	97,162	99,900	3,190
FEDERAL NATL MTG ASSN	AA+	09/30/2019	1.250%	2.48	60,000	59,158	59,985	1,465
FEDERAL NATL MTG ASSN	AA+	05/26/2021	1.800%	2.70	60,000	58,376	60,000	1,577
FEDERAL HOME LN MTG CORP	AA+	12/30/2020	1.750%	2.60	100,000	97,707	100,000	2,542
FEDERAL FARM CR BKS CONS SYSTEMWIDE	AA+	07/19/2021	2.030%	2.73	80,000	78,100	80,000	2,135
FEDERAL FARM CR BKS CONS SYSTEMWIDE	AA+	01/24/2022	2.050%	2.83	60,000	58,358	60,000	1,653
FEDERAL HOME LN MTG CORP MEDIUM	AA+	07/27/2020	1.625%	2.52	40,000	39,250	40,000	988
FEDERAL HOME LN MTG CORP	AA+	10/26/2021	2.000%	2.69	150,000	145,934	150,000	3,923
FEDERAL HOME LOAN BKS CONS BDS	AA+	04/27/2022	2.300%	2.76	150,000	150,539	149,663	4,150
FEDERAL HOME LN MTG CORP	AA+	05/01/2020	1.375%	2.45	260,000	254,899	258,975	6,242
FEDERAL NATL MTG ASSN	AA+	10/07/2021	1.375%	2.64	80,000	76,771	79,103	2,023
FEDERAL HOME LN MTG CORP	AA+	01/13/2022	2.375%	2.68	120,000	118,824	122,675	3,183
FEDERAL NATL MTG ASSN	AA+	01/05/2022	2.000%	2.68	220,000	215,200	219,481	5,765

Broker/Dealer Investment Name	Composite		Coupon Rate	Yield to Maturity	Par Value	Market Value	Estimated Annual \$ Yield	
	Credit	Maturity					Cost	Earnings
FEDERAL HOME LOAN BKS CONS BDS	AA+	06/12/2020	1.750%	2.49	260,000	256,233	261,498	6,390
FEDERAL NATL MTG ASSN	AA+	05/06/2021	1.250%	2.56	260,000	250,658	257,299	6,414
FEDERAL NATL MTG ASSN	AA+	08/17/2021	1.250%	2.63	260,000	249,088	256,583	6,561
FEDERAL FARM CR BKS CONS SYSTEMWIDE	AA+	07/19/2022	1.900%	2.70	290,000	281,149	291,247	7,580
FEDERAL FARM CR BKS CONS SYSTEMWIDE	AA+	08/03/2022	1.900%	2.71	290,000	281,027	290,684	7,602
FEDERAL NATL MTG ASSN	AA+	04/05/2022	1.875%	2.68	300,000	291,474	301,002	7,814
FEDERAL HOME LOAN BKS CONS BDS	AA+	08/15/2022	1.850%	2.71	85,000	82,115	85,612	2,228
FEDERAL NATL MTG ASSN	AA+	09/28/2020	1.750%	2.62	180,000	176,913	180,000	4,639
FEDERAL FARM CR BKS CONS SYSTEMWIDE	AA+	04/04/2022	2.100%	2.87	280,000	272,888	280,000	7,843
FEDERAL HOME LN MTG CORP	AA+	10/12/2021	2.000%	2.72	180,000	175,873	180,000	4,777
HOME DEPOT INC SR GLBL NT	A	04/01/2021	2.000%	2.79	60,000	58,731	59,879	1,641
ORACLE CORP SR GLBL	A+	05/15/2022	2.500%	3.07	120,000	117,556	120,118	3,604
PHILIP MORRIS INTL INC SR NT	A	03/26/2020	4.500%	2.85	55,000	56,652	57,680	1,612
STARBUCKS CORP SR GLBL	A-	02/04/2021	2.100%	2.90	60,000	58,742	59,984	1,702
FEDERAL HOME LN MTG CORP	AA+	12/29/2021	2.250%	2.74	80,000	78,659	80,000	2,156
FEDERAL HOME LOAN BKS CONS BDS	AA+	11/29/2021	1.875%	2.63	120,000	117,160	118,362	3,084
FEDERAL FARM CR BKS CONS SYSTEMWIDE	AA+	11/22/2021	2.740%	2.92	100,000	99,726	99,975	2,909
FEDERAL FARM CR BKS CONS SYSTEMWIDE	AA+	03/07/2022	2.850%	2.87	80,000	80,001	80,000	2,293
FEDERAL HOME LN MTG CORP	AA+	02/24/2023	3.000%	3.08	60,000	59,968	59,988	1,847
FEDERAL NATL MTG ASSN	AA+	03/26/2021	2.700%	2.78	140,000	140,020	140,000	3,895
FEDERAL FARM CR BKS CONS SYSTEMWIDE	AA+	04/18/2022	2.830%	2.83	150,000	149,969	150,000	4,249
FEDERAL HOME LN MTG CORP	AA+	03/15/2023	3.000%	3.01	150,000	150,002	149,850	4,508
CASH & EQUIVALENTS	-	-	-	1.64	-	338,171	338,171	5,546
Stage 2 Capacity Reserve Total						\$ 9,497,931	\$ 9,698,723	\$ 246,936
Subtotal, Bank of the West						\$ 29,641,685	\$ 30,214,422	\$ 755,198
California Local Agency Investment Fund		LAIF	-	1.775		\$ 3,990,987	\$ 3,990,987	70,840
TOTAL UNRESTRICTED INVESTMENTS						\$ 33,632,672	\$ 34,205,409	\$ 826,038
Bank of New York (Trustee)								
2009 Reserve Account - Federal National Mortgage Assn 3136G3Q73	Aaa	7/26/2019	1.150%	1.17		4,712,841	4,780,000	55,140
2009 Reserve Account - BMW BK North Amer Salt Lake 05580ACK8	Aa	7/24/2019	2.000%	2.01		149,239	150,000	3,000
2009 Reserve Account - Morgan Stanley Treas Sec X9USDMORS			0.000%	1.63		130,915	130,915	2,134
2009 Reserve Account - Morgan Stanley Treas Sec X9USDMORS			0.000%	1.63		62,656	62,656	1,021
2009 Revenue FD Account - Morgan Stanley Treas Sec Portfolio X9USDMORS			0.000%	1.63		2,121	2,121	35
2009 Revenue FD Account - Morgan Stanley Treas Sec INST X9USDMORS			0.000%	1.63		13	13	0
2014 Revenue Account - Goldman FS Money MKT INST 474 X9USDGLD4			0.000%	2.08		11	11	0
2014 Revenue Account - Goldman Sachs Fin Sq Instl X9USDGLD4			0.000%	-		7	7	-
2014 Revenue Account - Cash			0.000%	2.08		414	414	9
2014 Interest Account - Goldman Sachs Fin Sq Instl X9USDGLD4			0.000%	2.12		13	13	0
2014 Principal Account - Goldman Sachs Fin Sq Instl X9USDGLD4			0.000%	2.09		7	7	0
2014 Project Account - Cash			0.000%	-		5,193	5,193	-
2014 COI Account - Cash			0.000%	-		2	2	-
2015 Project Account - Cash			0.000%	-		2	2	-
2015 Revenue Account - JP Morgan Prime MMKT Instl X9USDJPMP			0.000%	1.89		163	163	3
2015 Revenue Account - Cash			0.000%	-		3	3	-
2009 Escrow - Resolution Funding Corp Interest Strip 76116EFS4	Aaa	7/15/2018	0.000%	-		337,098	329,183	-
2009 Escrow - United States Treasury 912828VQ0	Aaa	7/31/2018	1.375%	1.38		262,808	265,978	3,627
2009 Escrow - United States Treasury 912828B33	Aaa	1/31/2019	1.500%	1.51		600,293	610,349	9,064
2009 Escrow - Tunisia Government Aid Bonds 066716AG6	Aaa	7/16/2019	1.686%	1.70		40,001,789	40,944,692	680,030
2009 Escrow - Cash			0.000%	-		3,816	3,816	-
Subtotal, Bank of New York (Trustee)						\$ 46,269,404	\$ 47,285,539	\$ 754,064
Less Amounts held in Escrow for 2009 Bond Defeasance						\$ (41,205,803)	\$ (42,154,018)	\$ (692,722)
Net Total, Bank of New York (Trustee)						\$ 5,063,601	\$ 5,131,521	\$ 61,342
Zions Bank (Trustee)								
US Treasury N/B 9128282C3	Aaa	8/31/2018	0.750%	1.88	4,265,000	4,252,376	4,242,176	79,945
US Treasury Notes 912828RH5	Aaa	9/30/2018	1.375%	1.91	4,900,000	4,889,857	4,885,262	93,396
US Treasury N/B 912828U99	Aaa	12/31/2018	1.250%	2.04	3,370,000	3,352,611	3,348,674	68,393
US Treasury Notes 912828B33	Aaa	1/31/2019	1.500%	2.07	1,500,000	1,493,262	1,492,441	30,911
US Treasury Notes 912828B33	Aaa	1/31/2019	1.500%	2.06	11,600,000	11,547,892	11,556,938	237,887
US Treasury Notes 912828C24	Aaa	2/28/2019	1.500%	2.09	15,500,000	15,418,315	15,411,602	322,243
US Treasury Notes 912828P95	Aaa	3/15/2019	1.000%	2.11	10,300,000	10,202,253	10,186,941	215,268
US Treasury Notes 912828ST8	Aaa	4/30/2019	1.250%	2.12	16,430,000	16,280,487	16,268,909	345,146
US Treasury Notes 912828SX9	Aaa	5/31/2019	1.125%	2.14	13,550,000	13,398,105	13,384,330	286,719
United States Treasury Bill 912796MF3								
	P-1	6/21/2018	0.000%	1.68	3,900,000	3,896,295	3,881,128	65,458
Dexia Credit Local SA NY Comm Paper 25214PEQ2								
	P-1	10/9/2018	0.000%	2.20	3,900,000	3,867,591	3,849,692	85,087
Toyota Motor Credit Corp Comm Paper 89233HM35								
	P-1	12/3/2018	0.000%	2.32	3,900,000	3,843,321	3,849,692	89,165
Toyota Motor Credit Corp Comm Paper 89233HM43								
	P-1	12/4/2018	0.000%	2.33	2,400,000	2,370,120	2,359,238	55,224
Westpac Banking Corp NY Cert Depos 96121T3U0								
	P-1	7/20/2018	1.510%	2.25	5,750,000	5,746,550	5,735,130	129,297
Toronto Dominion Bank NY Cert Depos 89113XZJ6								
	P-1	3/8/2019	2.500%	2.50	6,300,000	6,300,252	6,300,000	157,506
CAMP Pool								
	NR			1.92		19,808,695	19,808,695	380,327
Total, Zions Bank (Trustee)						\$ 126,667,981	\$ 126,560,848	\$ 2,641,972

<u>Broker/Dealer</u>	Composite		Coupon	Yield to			Estimated
Investment Name	Credit	Maturity	Rate	Maturity	Par Value	Market Value	Annual \$ Yield Earnings
Uninvested Operating Cash	-					135,985	135,985
TOTAL CASH & INVESTMENTS, UNRESTRICTED AND WITH TRUSTEE						\$ 165,500,239	\$ 166,033,762
						Weighted Average Yield to Maturity %	
						\$ 3,529,352	
						2.13%	

Summary by Investment Type:	Market Value
US Treasuries	\$ 84,976,489
Agencies	28,377,112
Commercial Paper / Corporate Bonds	12,796,495
Municipal Bonds / Notes	2,333,775
Money Market / Certificates of Deposit	33,025,381
Local Agency Investment Fund	3,990,987
<b>TOTAL</b>	<b>\$ 165,500,239</b>

Summary by Purpose / Restriction Level	Market Value
Working Capital	\$ 4,126,972
Operations & Capital Budget Reserve	3,485,211
Capital Improvement Program Reserve	16,658,543
Stage 2 Capacity Reserve	9,497,931
Debt Reserve	5,063,433
Debt Proceeds	126,668,149
<b>TOTAL</b>	<b>\$ 165,500,239</b>

Summary by Liquidity:	Market Value
0-1 years	\$ 119,817,227
1 years	28,392,247
2 years	7,263,093
3-5 years	10,027,671
<b>TOTAL</b>	<b>\$ 165,500,239</b>

SVCW has sufficient liquid resources available to meet expenditure requirements per SVCW's investment policy.  
All SVCW investments are in compliance with SVCW's Investment Policy.



M. Anderson

**SVCW Capital Improvement Program**  
**Actual Expenditure vs. Plan**  
**Through May 31, 2018**

Project Phase	Project Count	2017 CIP Update	Actual Spent thru May 2018	\$ Unspent/ Remaining	% Unspent/ Remaining
Completed Prior to Oct 2017 CIP Update	101	\$ 137,234,509	\$ 137,267,834	N/A	N/A
Completed Post Oct 2017 CIP Update	3	22,629,960	23,417,928	(787,968)	-3.5%
In Construction	27	75,587,626	52,823,595	22,764,031	30.1%
Planning & Design	41	513,864,043	48,616,843	465,247,200	90.5%
Other	37	84,349,902	5,713,566	78,636,335	93.2%
<b>TOTAL</b>	<b>209</b>	<b>\$ 833,666,040</b>	<b>\$ 267,839,766</b>	<b>\$ 565,826,273</b>	<b>67.9%</b>

**SVCW Capital Improvement Program  
CIP Project Status - COMPLETED Prior to October 2017**

Project Phase	Project No.	Project Name	Project Description/Status	2008 CIP (Original, 2007 \$)	2013 CIP Update (2010 \$)	2015 CIP Update (2015 \$)	2017 CIP Update (2017 \$)	
Complete	6001	48-inch Force Main Reliability Improvement	Replace the entire length of 48-inch diameter section of force main from RCPS to SCPS. This project incorporated CIP #6005 which was deleted in the CIP Update.	\$ 2,539,400	\$ 43,060,000	\$ 40,000,000	\$ 41,204,050	\$ 41,204,050
Complete	7010	Pump Stations Preliminary Design and CEQA	Prepare preliminary design (up to 30% design) for all pump station work including support for CEQA and SRF loan application	-	3,000,000	3,128,769	\$ 3,083,722	3,088,311
Complete	7013	Pump Stations Secondary Communications	Provide secondary communications for remote monitoring and control	-	-	51,900	\$ 33,289	33,289
Complete	8001	Central Data Acquisition Unit PLC System Upgrade	Central Data Acquisition Unit PLC System Upgrade; Replacement for Automation Program.	127,700	32,592	32,592	\$ 25,220	25,220
Complete	8004	Install SCADA Servers	Purchase and install and program independent servers for SCADA use only.	170,200	163,002	91,040	\$ 91,040	91,040
Complete	8005	Install MCC PLC	Installation of MCC PLC in support of the Automation Program	214,900	209,226	209,225	\$ 202,370	202,370
Complete	8017	Activated Sludge Process Automation (Aeration and Secondary Clarifiers)	Combine automation projects for processes related to Activated Sludge; this project is complete. Automates the activated sludge process.	4,411,400	8,428,965	7,637,390	\$ 7,636,947	7,636,947
Complete	8022	SCADA Process Graphics on Information Management System	Enable SCADA view and data across IMS Network to allow data views from remote locations (offsite)	103,500	107,041	62,936	\$ 62,936	62,936
Complete	8026	Septic System (Grease Receiving) Auto Controls and Level Measurement	Automatic controls tied into SCADA system for monitoring grease receiving station operation. Expenditures charged to CIP #9021	47,600	19,019	-	\$ 8,003	31,291
Complete	9006	Purchase Integrated Tool Vehicle	Eliminate need for rental. Purchase vehicle to facilitate access to decks with large equipment	104,000	79,502	81,992	\$ 81,992	81,992
Complete	9011	Portable Trash Pump	Replaces need to rent portable pump in response to flooding, overflows, and routine dewatering. Trailer-mounted, diesel driven 6" pump. Project complete.	-	-	37,859	\$ 37,859	37,859
Complete	9012	Digester #3 Rehabilitation and Upgrade	Repair digester for use as a primary digester. Clean digester, repair dome and skirt, slip-line bottom mix line.	1,811,400	3,415,426	4,024,258	\$ 4,024,258	4,024,258
Complete	9013	Waste Gas Burner Rehabilitation	Rehabilitate existing burners, including pilot and air flow monitoring equipment. Air permit required. Complete before re-roofing SHB	999,800	649,231	726,141	\$ 725,594	725,594
Complete	9016	High Pressure Air Piping and Instrument Air	Replace galvanized piping throughout the Plant used for compressed air delivery.	273,000	474,200	468,552	\$ 468,552	468,552
Complete	9018	Recycled Water For In-Plant Use	Utilize recycled water for sprinkler system in new administration building as well as other in-plant uses.	807,300	556,934	585,790	\$ 585,790	585,790
Complete	9019	Bisulfite Injector System Improvements	Alternate dechlorination injection system for reliability improvement.	225,900	16,740	16,740	\$ 6,231	6,231
Complete	9021	Grease Receiving Station Reliability Improvements and Odor Control	Convert station to two pits, allowing for expanded volume storage. Improvements to controls, pumping, mixing.	320,200	1,698,002	1,730,417	\$ 1,730,417	1,730,417
Complete	9022	Existing Freight Elevator Modernization	Bring passenger and freight elevators up to modern standards; replaces controls. Passenger elevator deleted from this project and included with Administration/Plant Control Building project.	496,700	1,080,137	1,092,137	\$ 1,092,137	1,092,137
Complete	9028	Laboratory Building Roof Rehabilitation	Rehabilitate laboratory building roof.	23,400	80,000	106,978	\$ 106,978	106,978
Complete	9029	Solids Handling Building Control Room HVAC/Scrubber	Air scrubbing to protect sensitive equipment, includes new breaker in (E) MCC, disconnect switch, conduit & wire for air handling unit.	473,400	349,334	390,681	\$ 390,764	390,764
Complete	9030	Secondary Clarifier Collector Drive Rehabilitation	Project complete. Work done in conjunction with	251,200	435,000	471,182	\$ 471,182	471,182
Complete	9035	Effluent Pipe Access Hatch	Install an access hatch to the effluent pipe to facilitate inspection, cleaning, and repairs.	215,300	215,300	123,508	\$ 123,508	123,508
Complete	9036	Primary Sludge Piping Rehabilitation	Combined with Bilge Pit and Pumping project (221)	136,300	541,152	559,131	\$ 559,131	559,131
Complete	9040	Digester #2 Cleaning	Clean D2; 1 digester every 5 years	269,100	162,630	162,630	\$ 162,630	162,630
Complete	9075	IMS System Equipment Replacement	Purchase replacement and additional servers for overall Plant computer information management system.	572,800	572,800	67,517	\$ 52,474	52,474
Complete	9095	Digester #2 Cover Repair	Scheduled repair and recoat of D2; expect to replace 15-20 years out	788,200	3,000,000	3,303,733	\$ 3,303,733	3,303,733
Complete	9099	Solids Handling Building HVAC Air Scrubber-Implementation	Implement odor and corrosion control for entire SHB	1,673,100	1,911,100	2,152,400	\$ 2,340,918	2,340,918
Complete	9101	Fresh Water Lagoon Cleaning	Clean fresh water lagoon to provide necessary volume for stormwater runoff.	1,123,200	711,618	795,845	\$ 795,845	795,845
Complete	9104	Septage Receiving Area Odor Control	2nd grease pump, in-line grinder and local control panel. Odor control pulls negative pressure in pit to eliminate foul odors. Delete and combine with 9021.	1,115,400	71,602	71,602	\$ 71,602	71,602
Complete	9106	Laboratory Information Management System (LIMS)	Plan and proceed with implementation of LIMS for laboratory data and process information.	490,100	156,939	116,083	\$ 152,667	152,667
Complete	9125	Plant Service Road Resurfacing-Phase 1	Phase 1 of overall Plant resurfacing project; repairs or expansion of paved areas in anticipation of upcoming construction activities. Project complete. Transfer funds from 9131 to cover overage.	182,200	448,890	734,796	\$ 734,796	734,796
Complete	9154	Cogeneration Engine Replacement	Upgrade cogeneration engine to enable full utilization of biogas produced.	7,227,900	10,005,000	13,500,000	\$ 17,554,800	17,554,800
Complete	9155	Natural Gas to Plant	Pipe natural gas from front entrance to enable its use as fuel blending for the cogeneration engines and in administration building.	181,500	401,042	419,640	\$ 419,640	419,640
Complete	9156	Administration and Plant Control Building Replacement	Build a new administration and control building at existing location.	11,408,900	20,000,000	21,247,355	\$ 21,236,430	21,236,430
Complete	9157	Solids Handling Building Roof Replacement	Replace the roof on SHB; leaks occurring.	226,200	70,203	70,203	\$ 70,203	70,203

**SVCW Capital Improvement Program  
CIP Project Status - COMPLETED Prior to October 2017**

Project Phase	Project No.	Project Name	Project Description/Status	2008 CIP (Original, 2007 \$s)	2013 CIP Update (2010 \$s)	2015 CIP Update (2015 \$s)	2017 CIP Update (2017 \$s)	
Complete	9179	Pretreatment Program Sample Room	Provide a wet lab receiving area for source control to prepare samples prior to analysis and also storage of equipment.	-	389,000	575,000	\$ 633,142	633,142
Complete	9180	Maintenance Shop Reconfiguration	Reconfigure maintenance spaces that have been displaced by other projects.	-	1,372,800	228,038	\$ 280,541	280,541
Complete	9183	Stage 1 Screening at Plant Influent	Construct a screening facility at influent end of plant. Originally to be funded partially via CIP and partially from Operating budget in approximately 25/75 split.	-	858,000	4,844,000	\$ 4,216,719	4,224,826
Complete	9202	DMF Valve Replacement	Replace old valves in the DMF gallery. Valves are high in the air and scaffolding will be required for access.	-	915,749	962,654	\$ 997,139	997,139
Complete	9208	Solids Handling Building Demolition and Improvements - Phase II	Ready the SHB for new Cogeneration and dewatering equipment, and seismic bracing and column repairs. Do project in conjunction with CIP #9099.	-	1,900,000	2,759,901	\$ 2,772,117	2,772,117
Complete	9216	3W System Improvements	Make improvements to Plant Water system to assure adequate flow to all processes	-	171,600	314,600	\$ 314,747	312,088
Complete	9127	PEC & PST 1 & 2 Protective Coatings	Do SSC #3 with CIP #9014; also replace SSC drive.	-	-	946,092	\$ 946,092	946,092
Complete	8032	Final Effluent Pumping Control System (FEP) Upgrade	Combine w/CIP #8017; Existing PLC-5 equipment is aging and not up to latest Automation Standards and best practices dictate decoupling controls from other distinct process systems for reliability. Add new SCADA View at existing FEP Platform. Includes programming needed to decouple existing scheme and enhance new controls. Construction completed as a CCO to ASA and CCO funds deleted from this project.	-	179,025	179,025	\$ 179,025	179,025
Complete	8033	Dechlorination Control System Upgrade	Combine w/CIP #8017; Existing PLC-5 equipment is aging and not up to latest Automation Standards and best practices dictate decoupling controls from other distinct process systems for reliability. Move new Dechlor Control Panel and the SCADA View above flood line to the newly provided platform at RAS/WAS gallery. Includes programming needed to decouple existing scheme and enhance new controls. Construction completed as a CCO to ASA and CCO funds deleted from this project.	-	179,026	179,026	\$ 179,026	179,026
Complete	8034	Tertiary Filter Feed Pump Control System Upgrade	Combine w/CIP #8017; Existing PLC-5 equipment is aging and not up to latest Automation Standards and, best practices dictate decoupling controls from other distinct process systems for reliability. Add new SCADA View to the existing platform. Includes programming needed to decouple existing scheme and enhance new controls. Construction completed as a CCO to ASA and CCO funds deleted from this project.	-	224,130	224,130	\$ 224,130	224,130
Complete	8035	Chlorination Control System Upgrade	Combine w/CIP #8017; Existing PLC-5 equipment is aging and not up to latest Automation Standards and best practices dictate decoupling controls from other distinct process systems for reliability. Includes programming needed to decouple existing scheme and enhance new controls. Construction completed as a CCO to ASA and CCO funds deleted from this project.	-	185,478	185,479	\$ 185,479	185,479
Complete	9007	Industrial Roll-up Doors for Warehouse	Combine with CIP #9132. Project complete	21,700	19,664	19,664	\$ 19,664	19,664
Complete	9015	Hypochlorite Dosing System Rehabilitation Automation	Replaces pipe, valves, pumps, manifold to allow chlorination for disinfection & odor control; work done in house. Current project replaces the two tanks with double-walled tanks.	372,900	1,350,000	\$ 820,044	\$ 616,146	616,146
Complete	9077	Engine Generator #4 Complete Rebuild	Rebuild top end (valve job and associated parts; needed every 20,000 hrs) and lower end (cam shaft, main and rod bearings, rods, pistons and liners and ancillary parts and pieces; needed every 40,000 hrs).	561,000	246,213	246,212	\$ 246,212	246,212
Complete	9098	Shipping and Receiving Trailer	Combine with CIP #9132. Project complete	34,700	-	-	\$ -	-
Complete	9119	RAS Discharge Line 36" Butterfly Valve Replacement	Project Completed w/CIP #8017; Replace existing 36-inch butterfly valve with a knife gate valve to resolve ragging problem.	143,200	-	-	\$ -	-
Complete	9132	Storage and Purchasing Warehouse	Construct a new warehouse for secure storage of supplies, material, and equipment. Construct offices for Purchasing department staff. Replace existing warehouse siding and skylights. Install two new roll-up doors and one double door.	430,700	994,655	1,001,862	\$ 1,001,862	1,001,862
Complete	9150	Odor & Corrosion Control Program - General Support	Work completed to date satisfactory for moving forward. Provides support and funding for general requirements of projects contained within the Odor & Corrosion Control Program.	-	100,000	75,450	\$ 75,450	75,450
Complete	9201	Dimminutor procurement and installation	Purchase and install 2 dimminutors for each MPPS and SCPS. Purchase 1 spare for emergency installation. Budget allocated out of 9152	-	334,814	374,323	\$ 374,442	374,442
Complete	9203	Central Chillers Replacement	Existing Chillers 1 and 2 are undersized and have reached the end of their useful lives and provide no redundancy. Chiller #1 has stopped functioning and is no longer serviceable. This project replaces the two chillers with three new chillers, providing one for redundancy and greatly enhancing reliability. Budget allocated out of 9152	-	996,448	1,109,003	\$ 1,109,003	1,109,003

**SVCW Capital Improvement Program  
CIP Project Status - COMPLETED Prior to October 2017**

Project Phase	Project No.	Project Name	Project Description/Status	2008 CIP (Original, 2007 \$s)	2013 CIP Update (2010 \$s)	2015 CIP Update (2015 \$s)	2017 CIP Update (2017 \$s)	
Complete	9204	MPPS Concrete Repair	Severe corrosion and spalling concrete have been witnessed at the Menlo Park Pump Station, compromising the integrity of the structure and posing a safety hazard to SBSA Utility Workers. This project will also remove the chemical storage tanks, piping, and pumps that are no longer used. Budget allocated out of 9152	-	68,155	68,155	\$ 68,155	68,155
Complete	9211	Secondary Clarifier 6" Water Line Replacement	Replace the 6-inch water line situated on the eastern wall of the secondary clarifiers under the Activated Sludge Automation project. Project pulled from CIP #9152.	-	70,000	59,496	\$ 59,496	59,496
Complete	9213	Area Lighting	Replacement of Plant area lighting to LED lights by in-house staff and broken out from CIP #9152.	-	56,000	55,547	\$ 68,415	68,415
Complete	9801	12 kV Primary Switchgear Replacement	Replace primary switchgear due to existing one's obsolescence. Project includes full enclosure and SCADA connection, cabling to T1&T2. Join CIP #s 9801 through 9804 into a larger Power Reliability Improvements project.	-	-	3,152,470	\$ 3,188,875	3,188,875
Complete	9802	Motor Control Center P-1,2,3, & 4 Replacement	Replace all main Motor Control Center Panels P1 through P4 which have reached the end of their useful lives. Join CIP #s 9801 through 9804 into a larger Power Reliability Improvements project.	-	-	3,130,760	\$ 3,160,662	3,160,662
Complete	9803	Electrical System Redundancy	Replace Power Distribution Panels PD1 and PD2 due to obsolescence. Includes tie-breakers for flexibility between T1 and T2. Join CIP #s 9801 through 9804 into a larger Power Reliability Improvements project.	-	-	3,134,080	\$ 3,163,940	3,163,940
Complete	9804	Standby Power Upgrade	Install new standby bus for P1 through P5. Including new ATS's and cabling to P-6 and 2 new standby generators rated at 1MW each. Join CIP #s 9801 through 9804 into a larger Power Reliability Improvements project.	-	-	3,412,623	\$ 3,506,324	3,506,324
<b>TOTALS - COMPLETED PROJECTS PRIOR TO OCTOBER 2017</b>				<b>\$45,503,536</b>	<b>\$125,414,488</b>	<b>\$139,296,849</b>	<b>\$137,234,509</b>	<b>\$137,267,834</b>

**SVCW Capital Improvement Program  
CIP Project Status - COMPLETED Post October 2017**

Project Phase	Project No.	Project Name	Project Description/Status	2008 CIP (Original, 2007 \$s)	2013 CIP Update (2010 \$s)	2015 CIP Update (2015 \$s)	2017 CIP Update (2017 \$s)	
Complete	8007	Primary Sedimentation Control System	Install basic PLC and Communication equipment, conduit and primary sensing devices for primary sedimentation tanks. Do as part of SPA project	3,245,100	2,899,640	\$ 5,592,029	\$ 6,506,023	6,784,294
Complete	8018	Gravity Thickener Process Automation	Install basic PLC and Communication equipment, conduit and primary sensing devices in thickener area. Part of SPA project.	2,105,800	4,285,314	\$ 6,425,219	\$ 8,082,704	8,334,019
Complete	8021	Anaerobic Digestion Process Automation	Automate digester process. Part of SPA project.	2,589,600	8,882,096	\$ 9,701,615	\$ 8,041,234	8,299,615
<b>TOTALS - COMPLETED PROJECTS POST OCTOBER 2017</b>				<b>\$7,940,500</b>	<b>\$16,067,050</b>	<b>\$21,718,863</b>	<b>\$22,629,960</b>	<b>\$23,417,928</b>



**SVCW Capital Improvement Program  
CIP Project Status - IN CONSTRUCTION**

Project Phase	Project No.	Project Name	Project Description/Status	2008 CIP (Original, 2007 \$s)	2013 CIP Update (2010 \$s)	Amended 2015 CIP Update (2015 \$s)		
Constr	6003	Influent Force Main Emergency Repair	As-needed repairs if leaks in the influent force main occur.	\$ 2,145,000	\$ 3,645,000	\$ 3,840,157	\$ 2,751,562	2,882,920
Constr	6012	Effluent Pipeline and Outfall Reliability Improvement	Improve reliability of Effluent Pipeline and Outfall, which have historically experienced leaks	-	12,450,438	\$ 10,063,562	\$ 10,844,371	11,212,128
Constr	7012	Pump Stations Processor Upgrade & T-1 Transition for Primary Communications	Install new PLC processors for existing Pump Station Controls	-	-	\$ 298,151	\$ 89,782	(0)
Constr	8023	SCADA/Auto Response to Plant Alarm Conditions	Planning and programming effort to maintain reliability while reducing labor demand. Requires Automation Program and Communications Upgrade to be completed.	1,446,700	1,255,286	\$ 744,749	\$ 709,762	226,449
Constr	8025	No. 3 Water Control System	Install basic PLC and Communication equipment, conduit and primary sensing devices for #3 water system.	111,700	225,000	\$ 231,430	\$ 242,371	45,878
Constr	8036	Automation System Integration - SRF Funded	Use funding for global automation tasks funded by SRF loan program	-	416,545	\$ 445,294	\$ 137,436	137,436
Constr	8038	Process Return Flow Meter and Sampler Installation	Install flow meters and samplers on small side streams to be able to monitor and track these flows. Project is being installed in-house.	-	357,500	\$ 382,370	\$ 187,096	188,536
Constr	9014	Process Tanks Concrete and Steel Protective Coatings Replacement	Replace coating in PEC and PST 1&2 (1st phase). Add FFR Wet Pit to project scope. Do with CIP #9127.	-	-	\$ 5,293,542	\$ 5,382,378	3,977,302
Constr	9034	Electrical Conductor Replacement - MCC Room to Wetside/Dryside Loads	Multiple year project to replace old and corroded electrical cabling throughout the Plant.	4,903,500	2,400,000	\$ 2,791,033	\$ 2,935,934	308,844
Constr	9067	Dewatering Process Control System Upgrade	Work being completed under CIP #8021, SPA project. Adds new SCADA View at existing location, programming for cutover of new controls. Delete budget from this project.	108,400	-	\$ -	\$ -	-
Constr	9080	Primary Sedimentation Tanks Collector System Replacement	Replace or rebuild collector drive system, including chains and filghts; one tank every 2 years.	1,929,100	1,929,100	\$ 4,309,732	\$ 4,334,681	3,996,516
Constr	9096	Plant Architectural Painting	Plant-wide painting including pumps, piping, equipment and structures. Painting necessary to prevent corrosion & for longevity of Plant's assets.	1,564,900	1,564,900	\$ 1,813,307	\$ 1,842,673	388,692
Constr	9118	SCADA Integration with Integrated Business Management System	Information Management System and SCADA to be tied together for asset management and maintenance scheduling.	481,000	2,168,560	\$ 2,458,093	\$ 2,483,273	2,026,758
Constr	9128	PST 3 & 4 Protective Coatings	Complete with 9080 - PST Collector System Replacement	714,150	714,150	\$ 2,869,160	\$ 2,881,273	3,113,650
Constr	9131	Plant Service Road Resurfacing- Phase 2	Plant site grading and paving.	1,089,000	821,310	\$ 1,066,488	\$ 1,112,712	309,083
Constr	9152	Small Capital Equipment Replacement	Ongoing replacement of equipment for maintenance needs throughout plant	3,714,000	1,954,500	\$ 2,238,071	\$ (25,374)	1,233,502
Constr	9164	Dewatering and Solids Handling Improvements - Phase I	Recommendations from the Biosolids Master Plan for dewatering improvements.	-	3,897,253	\$ 5,565,212	\$ 6,379,530	6,381,768
Constr	9177	Implement Security Plan Enhancements	Implement inhancements outlined in Security Document; conjoin with capital improvements as they are being implemented.	-	1,920,000	\$ 1,165,990	\$ 1,179,163	526,952
Constr	9188	DMF Underdrain Access Hatches	There is no access point to the DMF underdrains. This project will provide such access.	-	105,600	\$ 116,871	\$ 123,559	2,307
Constr	9214	Alternate Bisulfite Injection Point	Provide an alternate bisulfite injection point in order to reduce the chance of permit violation	-	423,660	\$ 457,631	\$ 356,998	10,519
Constr	9222	Dual Media Filters 6A and 6B	Construct two new Dual Media Filters and associated valves and piping. Work is being performed as a CCO by ERS.	-	3,452,571	\$ 2,053,201	\$ 2,077,557	937,715
Constr	9226	DMF Platforms	Construct platforms for access to maintain valves in the DMF Gallery. Currently the valves are not accessible. Do work as a CCO to DMF 6A & 6B construction project (CIP #9222)	-	-	\$ 155,490	\$ -	-
Constr	9228	Diesel Pump Upgrade	Relocate and replace diesel pumps and generator day tanks.	-	-	\$ 879,178	\$ 527,319	551,961
Constr	9231	BioforceTech Dryer System	Work with BioforceTech for half-scale biosolids drying Facility. SVCW to provide suitable site and utilities; Bioforce Tech to construct and operate. Tipping fee will be established based on this relationship.	-	-	\$ 2,048,637	\$ 1,610,621	1,094,719
Constr	9238	Front of Plant Site Civil	Ground improvement, grading, yard piping, and paving of Front of Plant Site. Includes storm water pump station and frontage wall.	-	-	\$ -	\$ 17,644,259	5,232,954
Constr	9806	Wetside Redundant Power Improvements	Addition of two standby power generators to PDP2 switchgear. In order to save monies, PDP2 was constructed to be completely ready for new generators and was originally proposed to allow existing generators to backfeed through existing primary transformers T1 and T2. Concerns raised during the Rule 21 process caused this plan to be superceded with standalone generators.	-	-	\$ 2,941,000	\$ 7,431,279	7,499,778
Constr	9808	In-Plant Power (12kV) Rehabilitation	Repair of 12 kV settling between Control Building and Solids Handling Building.	-	-	\$ -	\$ 2,347,412	537,230
<b>TOTALS - PROJECTS IN CONSTRUCTION</b>				<b>\$ 18,207,450</b>	<b>\$ 39,701,373</b>	<b>\$ 54,228,348</b>	<b>\$ 75,587,626</b>	<b>\$ 52,823,595</b>

**SVCW Capital Improvement Program  
CIP Project Status - PLANNING & DESIGN**

Project Phase	Project No.	Project Name	Project Description/Status	2008 CIP (Original, 2007 \$s)	2013 CIP Update (2010 \$s)	Amended 2015 CIP Update (2015 \$s)		
Planning	6004	Flow Equalization Facility	Build wet weather and diurnal storage facilities on plant property	\$8,981,300	\$28,600,000	\$ 18,171,592	\$ 18,532,957	\$ 670,427.54
Planning	6006	Conveyance System CEQA	Project Development, CEQA, and Planning for the Conveyance System Project Elements	-	839,000	\$ 5,100,580	\$ 4,358,551	\$ 4,514,597.18
Planning	6008	Tunnel and Gravity Pipeline	Installation of gravity pipeline, using tunneling construction methods for conveying wastewater to the plant.	-	63,190,000	\$ 220,007,111	\$ 232,245,223	\$ 16,601,145.24
Planning	6010	Force Main Conveyance System Program - General Support	Provides support and funding for general requirements of projects contained within the Conveyance System Program.	-	200,000	\$ 208,810	\$ 207,798	\$ 216,722.75
Planning	6013	Receiving Lift Station	Construct new pump station to lift flow out of the gravity pipeline and into headworks of the plant.	-	-	\$ 50,573,002	\$ 53,475,420	\$ 3,176,402.82
Planning	6014	Influent Connector Pipe	Install new pipeline that connects headworks process to current plant influent.	-	-	\$ 9,081,206	\$ 9,572,657	\$ 2,209,222.36
Planning	6016	MPPS FM Junction Box at RWCPs	Repair connection of 33" to 48"	-	-	\$ -	\$ 353,132	\$ -
Planning	7004	Menlo Park Pump Station Rehabilitation	Replace Menlo Park Pump Station to accommodate future Conveyance System needs	5,454,200	10,900,000	\$ 23,847,974	\$ 25,229,637	\$ 478,047.42
Planning	7005	Redwood City Pump Station Rehabilitation	Replace Redwood City Pump Station to accommodate Conveyance System needs	23,400,000	25,140,000	\$ 30,216,325	\$ 31,759,810	\$ 4,176,053.66
Planning	7008	Belmont Pump Station Rehabilitation	The existing pump station is at the end of its useful life. This project will replace the pump station equipment at the same location with details to be identified upon completion of the Conveyance System Program planning under Alternative 4BE. In the interim, until new pump station is constructed or deemed unnecessary, this project will fund necessary maintenance.	14,872,000	-	\$ 10,106,624	\$ 10,694,645	\$ 56,421.90
Planning	7009	Pump Stations Program - General Support	Provide general support to the Program Manager and in support of the overall pump station program.	-	400,000	\$ 426,505	\$ 441,939	\$ 162,103.64
Planning	7011	Belmont Force Main	Construct Pipeline between Belmont Pump Station and San Carlos Pump Station location.	-	22,022,000	\$ 3,308,933	\$ 3,482,030	\$ 350,313.56
Planning	7014	San Carlos PS Demo and Odor Control	San Carlos Improvements. Includes odor control and demo.	-	-	\$ -	\$ 5,791,371	\$ -
Planning	9017	Plant #1 Water System Pipe Repair and Supply Upgrade	Rehabilitate potable water system: replace air gap tank or install backflow preventer, hydropneumatic tank, and pumps.	148,400	365,474	\$ 456,925	\$ 514,689	\$ 483,915.48
Planning	9033	Future Plant Electrical System Panel Replacement	Complete replacement and addition of additional panels and subpanels	5,748,600	5,570,322	\$ 6,357,363	\$ 5,544,394	\$ 4,225,439.66
Planning	9097	Plant Deck Re-coating	Add painted walkway and H2O rated hatch covers for pedestrian/cart access under the Plant Control building. Some hatches replaced under other CIP projects.	179,400	179,400	\$ 209,376	\$ 221,442	\$ 2,684.50
Planning	9102	Storm Drain System Improvements and Maintenance Wash Rack	Replace the last existing stormwater pump with a submersible pump and install 400' of buried 6" C900 PVC pipe and control valves to deliver storm water to the influent junction box or storm lagoon. Construct new wash rack to facilitate ability to clean equipment for maintenance overhauls. Includes upgraded electrical and control system. These two items occur in the same Plant area; stormwater PS work complete; wash rack not complete.	482,100	482,100	\$ 211,947	\$ 108,287	\$ 108,286.79
Planning	9105	Document Management System	Phase 2 of the IMMS; use for CIP information management.	1,995,500	1,995,500	\$ 2,318,059	\$ 2,434,291	\$ 1,038,478.75
Planning	9107	CCT Concrete and Steel Protective Coating Replacement	Recoat walls and Ceiling of CCT	4,807,400	4,901,400	\$ 5,719,970	\$ 6,045,772	\$ 585,020.26
Planning	9120	RAS Pump Suction Pipe Replacement	Slip-line the in-slab pipe. The high content of solids in sludge piping wears the pipe out over time; the RAS piping is thin due to the continued abrasion of the sludge transported through it.	511,800	311,800	\$ 362,864	\$ 381,987	\$ 100,618.52
Planning	9144	Solids Handling Program - General Support	Project provides support and funding for general requirements of projects contained within the Solids Handling Program through the life of the CIP.	-	100,000	\$ 141,165	\$ 243,247	\$ 256,162.52
Planning	9145	Plant Energy System Program - General Support	Provides support and funding for general requirements of projects contained within the Plant Energy System Program.	-	75,000	\$ 87,192	\$ 88,541	\$ 64,081.72
Planning	9160	WWTP Headworks and Screening Facility	Project provides for a new headworks and screening facility at the WWTP. Pump station predesign efforts will take headworks needs into account.	-	16,422,000	\$ 43,011,190	\$ 45,458,834	\$ 2,950,370.29
Planning	9169	Dewatering and Solids Handling Improvements - Phase II	Implement the dewatering improvements recommended by the Biosolids Master Plan, including replacing the existing centrifuge with a third rotary press. Timing is dependent upon several projects currently being considered (Food Waste, Bioforce Tech, future Plant loadings) and when Operations require redundancy.	-	1,123,200	\$ 1,443,215	\$ 1,514,596	\$ 468,495.78

**SVCW Capital Improvement Program  
CIP Project Status - PLANNING & DESIGN**

Project Phase	Project No.	Project Name	Project Description/Status	2008 CIP (Original, 2007 \$s)	2013 CIP Update (2010 \$s)	Amended 2015 CIP Update (2015 \$s)		
Planning	9175	Security Program for New Conveyance System Pump Stations	Conduct an evaluation of the security and monitoring needs (required and optional) to be designed into the new conveyance system pump stations. The goal is to have a list of design criteria to give to the pump station design firm to ensure consistency of security equipment and controls. This project will investigate remote monitoring alternatives desired for operational needs. The project includes SVCW making decisions on security equipment, software and integration into the plant data system assuming this project will be conducted before the Plant Security Assessment and Plan project.	-	200,000	\$ 15,113	\$ 15,995	\$ -
Planning	9176	Plant Vulnerability Assessment and Security Plan	Conduct a Site Vulnerability Security Assessment and prepare a Security Plan. This is to identify the security needs at the plant based on potential for vandalism and the planned elimination of night time staffing. This plan will incorporate the decisions made in the Pump Station Security Program (CIP #9175) for software, I/C, and overall network controls. Additional hardware and equipment specific to the plant will be evaluated.	-	250,000	\$ 66,986	\$ 70,897	\$ -
Planning	9189	DMF Pump and Discharge Piping Replacement	Replace motors and drives on DMF Pumps.	-	858,000	\$ 1,793,236	\$ 1,897,048	\$ 120,890.44
Planning	9215	Digester #1 Rehabilitation	Repair of coatings and structural elements in Digester #1. Project includes replacement of the two mix nozzles, two wall penetrations and the upper and lower vertical mix pipe manifold as previously included in CIP #9170. Also include interior coating of 24-inch horizontal mix piping as previously included in CIP #9171.	-	2,000,000	\$ 2,161,884	\$ 2,286,199	\$ 159,446.33
Planning	9223	Final Effluent Pump Replacement	Increase the capacity of the final effluent pumps to be able to discharge 80 mgd	-	2,301,714	\$ 2,484,794	\$ 2,624,144	\$ 97,693.05
Planning	9224	FEP Connection to Chlorine Mix Box	Provide pipeline to connect effluent pumps to the chlorine mix box to improve plant hydraulics and chlorine contact time	-	200,000	\$ 216,219	\$ 228,750	\$ 14,030.08
Planning	9232	Long Term Strategic Recycled Water Planning	SVCW would begin collaboration with outside stakeholders for long-term planning of recycled water expansion as a drought proof water supply, explore IPR/DPR treatment requirements etc. Budget is for staff time to attend meetings and begin long-term planning, plus work with consultants on conceptual studies. No construction dollars are included. Large scale expansion of recycled water treatment may offset dollars spend on future nutrient removal compliance	-	-	\$ 532,137	\$ 49,552	\$ 273,116.07
Planning	9236	CEC-SAF-MBR	Build a pilot facility using CEC grant monies and in-kind services using a new treatment process developed at Stanford University. The process is called Staged Anaerobic Fluidized-Bed Membrane Bioreactor (SAF-MBR). This process could facilitate nutrient removal, recycled water production and, possibly, replace SVCW's secondary treatment processes. Up to \$500,000 was approved by the Commission for funding this project; monies will be allocated from CIP #9232, Long Term Strategic Recycled Water Planning.			\$ 500,000	\$ 510,307	\$ (95,059.71)
Planning	9237	Radio Road Wetlands Restoration	Restore the area behind the dog park to make a suitable habitat for birds	-	-	\$ -	\$ 3,531,324	\$ -
Planning	9810	Energy Storage	Install 1MW/2MWh energy storage system that uses Lithium-Ion battery.	-	-	\$ -	\$ 2,041,228	\$ -
Planning	9811	Solar PV System	Install solar photovoltaics to harness solar energy in conjunction with energy storage. The solar panels will augment the energy portfolio of SVCW energy systems.	-	-	\$ -	\$ 7,945,478	\$ 1,460.06
Design	9168	Thickening Improvements - Phase I	Rehabilitate Thickeners 2 and 3	-	2,808,000	\$ 1,448,690	\$ 1,830,026	\$ 1,711,874.14
Design	9186	Replacement of Aeration Blowers	The 2010 FFR preliminary design report evaluated the existing blowers and indicated an additional 10 years life remain if the units are maintained well and ventilation is added to the room. Project added in 2012 Update; use project as a placeholder for future replacement and for change to mixers inside the ABs.	-	4,290,000	\$ 4,750,568	\$ 5,006,736	\$ 2,124,519.40
Design	9206	Site Waste Piping and Pump Replacement	Replace discharge piping and header and add one new pump due to significant number of leaks in the system.	-	99,528	\$ 109,901	\$ 115,781	\$ 9,171.67
Design	9220	Aeration Basin Venturi Removal	Remove a bottleneck to allow peak flow of 80 mgd	-	1,150,857	\$ 1,243,488	\$ 1,314,967	\$ 19,053.47
Design	9229	Food Waste: Receiving Station and Digester Improvements	Plan, Design and Construct Receiving Station for Accepting Food Waste from SBWMA. Project would include new receiving station and interconnection to Digesters	-	-	\$ 14,330,203	\$ 15,100,390	\$ 1,285,635.39
Design	9807	New 12kV Switchgear	Install a new 12 kV feed to the plant that will serve the new loads from Receiving Lift Station. This new new switchgear will also be tied to existing cogen system to allow export/import of power to PG&E after Rule 21 modifications. New solar and energy storage will be also tied to this new switchgear.	-	-	\$ -	\$ 10,593,971	\$ -

**TOTALS - PROJECTS IN PLANNING & DESIGN** \$66,580,700    \$196,975,295    \$461,021,145    \$513,864,043    \$ 48,616,842.73

*Note - \$0 values where project did not yet exist in the identified CIP, was deleted, or was merged with another project*

**ENGINEERING REPORT: JUNE 2018  
CAPITAL IMPROVEMENT PROGRAM IMPLEMENTATION**

**Pump Stations Rehabilitation and Replacement (7004, 7005, 7008, 7011):**

Rehabilitate or Replace three pump stations and connect them to new Gravity Pipeline.

The RESCU Program includes rehabilitation or replacement of the Belmont, Redwood City, and Menlo Park Pump Stations, as well as the construction of the Belmont Force Main to connect the Belmont system to the Gravity Pipeline. Preliminary design work has been completed by Brown and Caldwell. SVCW has decided to deliver these projects as a combined Progressive Design Build Project, with Brown and Caldwell acting as Owner's Advisor. SVCW has prepared an RFQ to solicit Design-Build teams' interests and will bring to the Commission for issuance approval.

Planned Commission Actions: Approve Issuance of RFQ – July 2018  
Approve Project Management Services – July 2018

**Gravity Pipeline (6008) and Front of Plant Projects (6013, 6014, 9160):** Deliver these two RESCU projects using a Progressive Design Build delivery method.

On October 5, 2017 the Commission awarded a contract to Barnard/Bessac Joint Venture (BBJV) for the Stage 1 Progressive Design Build contract on the Gravity Pipeline project. On November 9, 2017 the Commission awarded a contract to Shea/Parsons Joint Venture for the Stage 1 Progressive Design Build contract on the Front of Plant project.

The JV teams, SVCW staff and consultants are co-located in office trailers to facilitate close coordination for designs, O&M options and construction teams.

The JV teams are in the process of preparing packages for early construction approval from SVCW. A package for the Front of Plant (Stage 2A) was approved by the Commission in June. Another package (Stage 2B) for SOE subcontractor mobilization will be presented to the Commission for approval in July. A package for the Gravity Pipeline and a third package from the Front of Plant (Stages 2A and 2C, respectively) will be brought to the Commission in August.

Planned Commission Actions: Approve FoP Stage 2B Amendment – July 2018  
Approve FoP Stage 2C and GP Stage 2A  
Amendments – August 2018

**Energy Storage Project (9180):** Contract with system provider to build and operate a battery system for the plant

In April 2017 the Commission authorized staff to negotiate a contract with a system provider to design, build, and operate a battery storage system for the plant's electrical loads. SVCW has had discussions with AMS to provide these services, including the application for a SGIP grant from PG&E. SVCW staff will be bringing the contract to Commission for approval.

Planned Commission Actions: Approve Contract - August 2018

**Wastewater Treatment Plant Improvements Phase 2 (9169, 9173, 9186, 9189, 9197, 9220, 9224):** Rehabilitation and/or replacement of seven treatment plant mechanical processes.

SVCW received and evaluated two Design-Build (DB) firms in accordance with criteria outlined in the Request for Qualifications. Both firms were deemed qualified and received Requests for Proposals (RFP). The RFP's were issued on December 7, 2017 and were submitted on February 9, 2018. Staff interviewed both DB firms in March 2018 with the intent to make a recommendation at the April Commission meeting.

Planned Commission Actions: Accept Project and File Notice of Completion -  
TBD

**Emergency Repair of the 12kV Vault (9808):** Respond to emergency condition of existing 12 kV service.

On September 14, 2017 the Commission approved the emergency expenditure of funds for the repair of essential facilities. On November 9, 2017 The Commission later approved a total budget amount of \$2,347,412 which includes the initial emergency authorization of \$300,000 to perform work on a time and material basis to resolve the 12kV failing electrical vault. Beecher Engineering, Power Engineering and DW Nicholson designed a permanent repair to reroute the 12 kV conduits that supply power to the Solids Handling Building (SHB) and ultimately to all plant equipment and processes.

Temporary electrical power is currently supplying electricity to three main Plant transformers. A new concrete vault was placed on the main building side of the tunnel and is incorporated into the tunnel structure. A new conduit run was constructed along the building to the new vault at the tunnel. Power Engineering completed excavation under the SHB by the transformers and constructed a new duct bank structure under the transformers to connect the 12kV power lines to the

new vault at the tunnel. The underground tunnel is pile supported and will offer the most stable pathway between the buildings to ensure the new conduits and vault will not subside in the future.

Planned Commission Actions: Accept Project and File Notice of Completion - TBD

# AGENDA ITEM 5E

## JULY 12, 2018

### Commissioners' Requested Action Items

Updated: 07/02/2018

Commission Meeting Date	Action Item		Requested or Estimated Date for Completion	Status			Date of Completion	Notes
				Ongoing	In Progress	Complete		
6/28/2018	1	No new items at this meeting						
6/14/2018	1	8B - Front of Plant project, report back if allowance is used	N/A		✓			Allowance was provided for up to 40 additional piles
	2	8C - Line of Credit; report back if proportion of use changes from JPA apportionment	N/A		✓			Currently use is proportional to JPA apportionment; should use of the LOC proportionally change, report this to Commission.
	3	8E - JPA Amendment; re-initiate "clean up" to JPA	N/A		✓			Make required and requested changes to the JPA a priority.
5/10/2018	1	No new items at this meeting						
4/12/2018	1	Prepare letter in Support of AB1912	N/A			✓	4/17/2018	Prepare for John Seybert signature. Include all Commission names and who they're representing.
	2	FY18-19 Operating Budget	1-2 weeks			✓	5/2/2018	Send e-version, along with Benchmarking Chart of SVCW costs compared to other Bay Area WWTP costs, to Commissioners (Benchmarking Only), Member Agency Finance Directors and Tech Committee members.
3/8/2018	1	Prepare memo for LRFP indicating how many dollars SVCW's procurement process and management strategies are saving	N/A		✓			In response to the fact that SVCW staff is implementing significant projects with relatively little overhead costs.
	2	Recycled Water Workshop in Stanford	April			✓	4/12/2018	Reported highlights from the Recycled Water Workshop held at Stanford on March 9
	3	Operating Budget Benchmarking	April			✓	4/12/2018	Benchmark SVCW's operating budget increase with other agencies in the Bay Area; reported out at April meeting.
1/18/2018	1	RESCU Program and Project Updates	N/A	✓				When available, upload monthly dashboard summary reports onto website and email to Tech Cmte members.
	2	Gravity Pipeline Acquisitions	N/A		✓			Report out on acquisition results when available.
12/14/2017	1	Change Design-Build Policy to reflect a sunset date of December 31, 2024 to current amount of \$300k Manager-authorization level for construction change orders unless extended by the Commission at a later date	12/14/2017			✓		Changes made to Approved Resolution
11/9/2017	1	Prepare and install signage for Front of Plant area describing what's occurring for public	12/1/2017			✓		Sign designed and installed.

# AGENDA ITEM 5E

## JULY 12, 2018

### Commissioners' Requested Action Items

Updated: 07/02/2018

Commission Meeting Date	Action Item		Requested or Estimated Date for Completion	Status			Date of Completion	Notes
				Ongoing	In Progress	Complete		
10/5/2017	1	When SVCW can begin exporting power to grid, make public for positive public relations standpoint	N/A		✓			While this is a good opportunity for positive public relations, it will take many months and maybe years to reach the point that SVCW is routinely exporting power. Updates will be provided to the Commission until the program is implemented.
	2	Project delay costs	N/A	✓			Ongoing	Inform Commission of any potential delays that could add time and costs to projects they have authorized.
9/14/2017	1	Add Consent Item re: payment to Mobile Modular	10/5/2017			✓	10/5/2017	Payment to Mobile Modular in the amount of \$68k was included in an Action at the November Commission meeting.
	2	Begin process to get onto City's and WBSD's Board meetings' calendars to discuss upcoming bond issuance.	9/20/2017			✓	10/5/2017	Council and Board meeting calendars fill up quickly; to ensure SVCW's bond issuance is considered by each member agency, issue a memo/email to each to get onto December calendars.
	3	Provide recommendation on increased Manager-authority for two Design-Build projects	12/14/2017			✓	12/14/2017	Included in Agenda action on 12/14/2017
8/10/2017	1	CalPERS Subcommittee formation	2/8/2018			✓		Subcommittee formed consisting of Commissioner Otte and Commissioner Grassilli. Meeting held on February 8, 2018 and recommendation to maintain the status quo of the program due to ongoing legal proceedings with CalPERS, with the possible exception of its application to the SVCW Manager. Manager status to be discussed as part of annual performance review and contract negotiations. Discussion may be held as part of Manager's report or Items of Commission Members Interest portion of Commission meeting on March 8, 2018.
	2	Operating Budget/Staffing	4/1/2018			✓	3/8/2018	Ensure SVCW's salaries and benefits remain competitive with the industry in the development of next FY's budget, especially as it reflects the challenge of hiring engineering or other hard to find/keep staff.
7/13/2017		No new items at this meeting						
> One Year	1	MOU Negotiations	NA		✓			MOU negotiations have begun and the Commission will be updated at each meeting.
	2	Greendale property construction progress	7/1/2018		✓			Work is progressing and expected to be complete by July 31, 2018. Additional costs are being tabulated on a direct time and materials basis with no mark up by contractor.



# AGENDA ITEM 5E

## JULY 12, 2018

### Commissioners' Requested Action Items

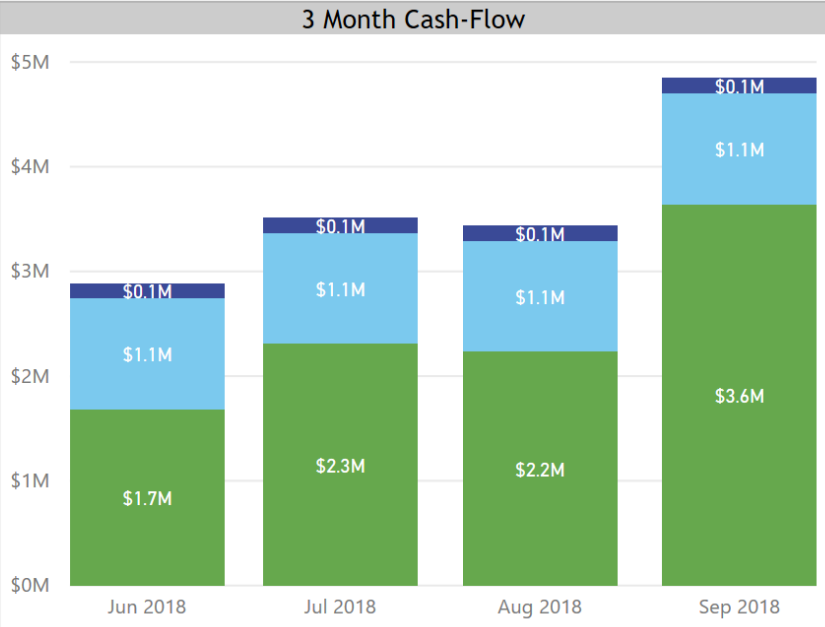
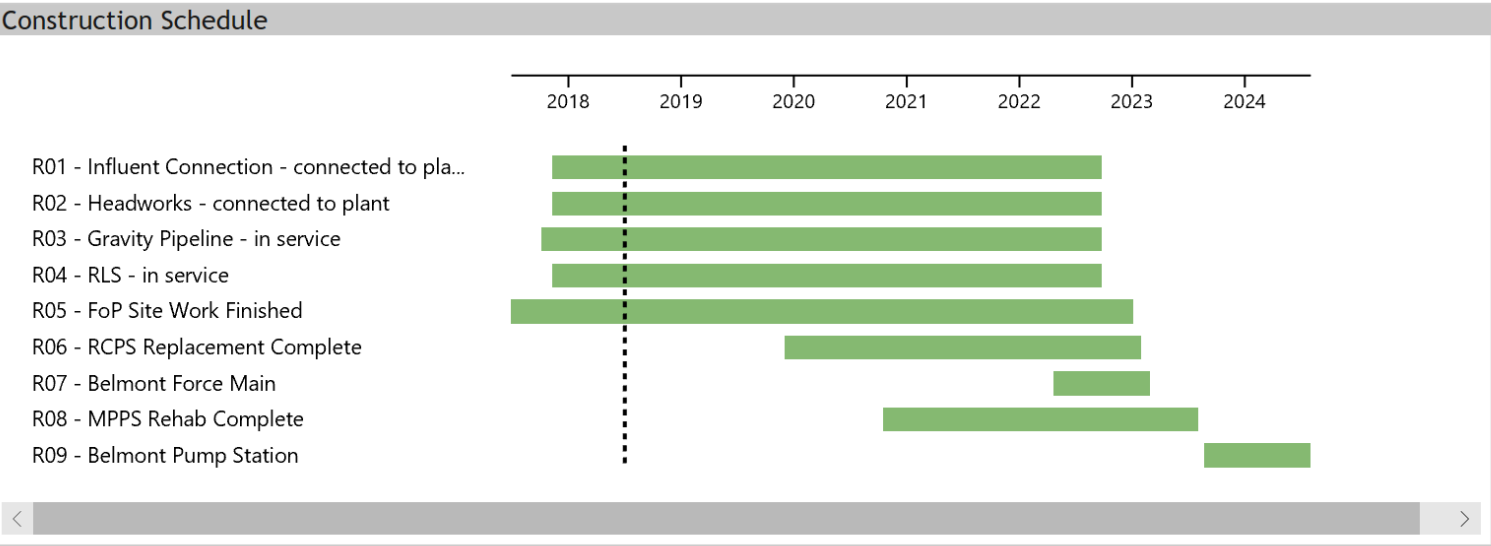
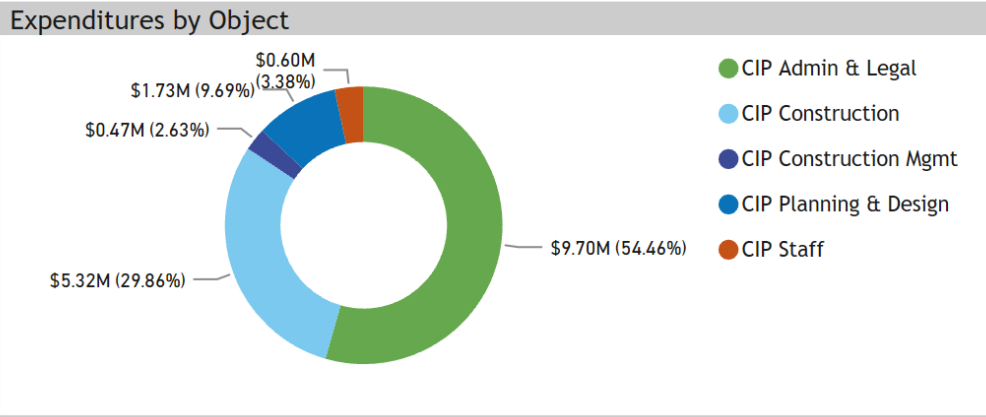
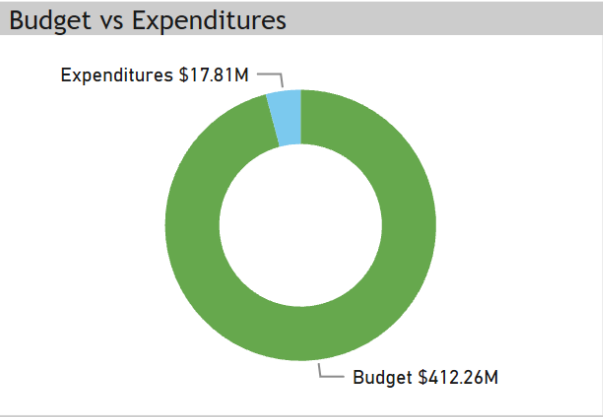
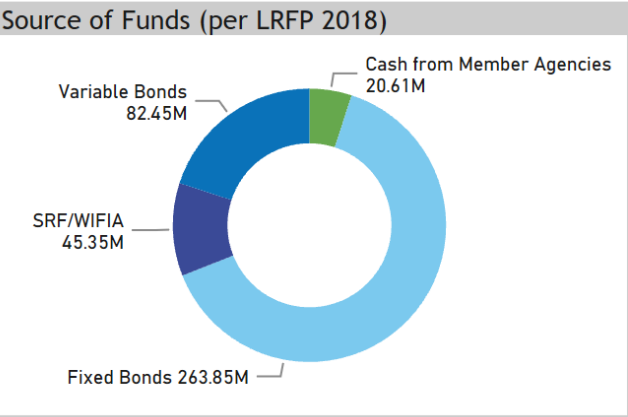
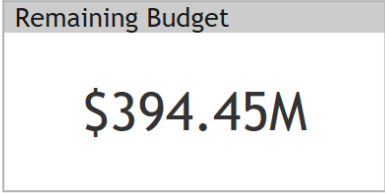
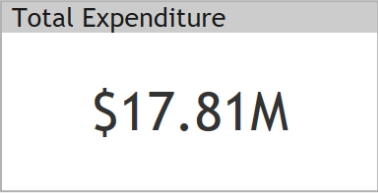
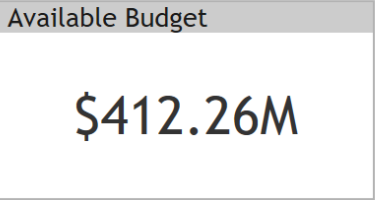
Updated: 07/02/2018

Commission Meeting Date	Action Item		Requested or Estimated Date for Completion	Status			Date of Completion	Notes
				Ongoing	In Progress	Complete		
	4	Connection Fees	7/1/2018		✓			Additional plant capacity evaluation is underway to ensure proper flow numbers are used in the calculations. Postponed to July 2018 or later Commission Meeting.

# Overview



RESCU Program describes eleven projects which constitute full replacement and rehabilitation of SVCW's conveyance system. RESCU includes the Gravity Pipeline, Front of Plant, Pump Stations, and Belmont Force Main projects. The Front of Plant includes six of the eleven projects. The Conveyance System Improvements Environmental Impact Report completed and adopted by the SVCW Commission in April 2017 covers work to be done under all the RESCU Program projects.



# Front of Plant Progressive DB Project



The Front of Plant (FoP) Project consists of the design, construction, permitting, start-up, commissioning, and closeout for Receiving Lift Station (RLS), Headworks Facility, Odor Control Facilities, Influent Connector Pipe, Chemical Offload Facilities, Civil site work, Emergency Overflow pipe to storage basin and related process support systems. Work is being implemented under a Progressive Design-Build procurement process in stages.

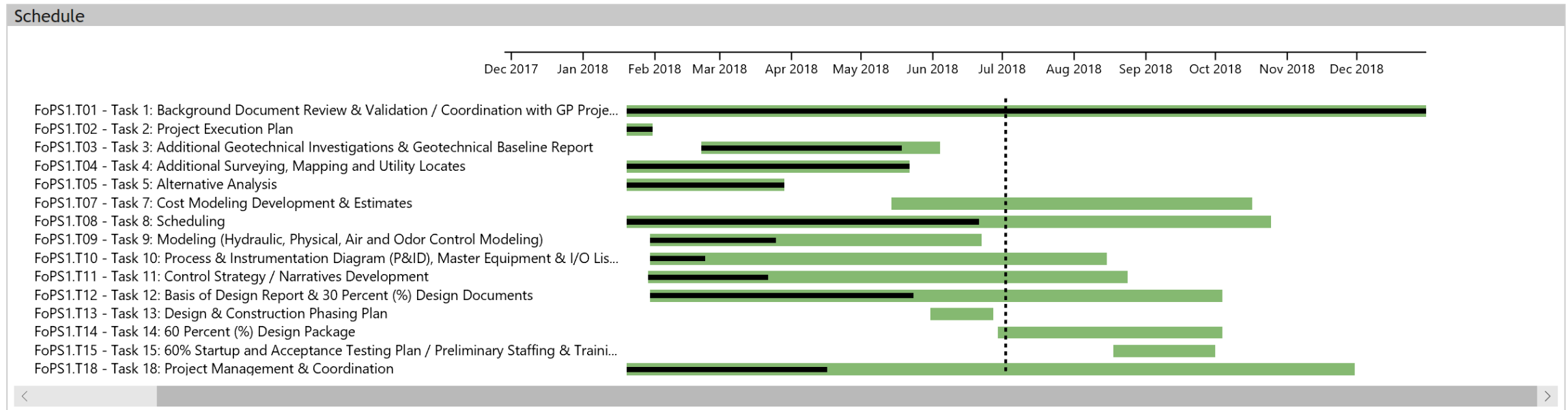
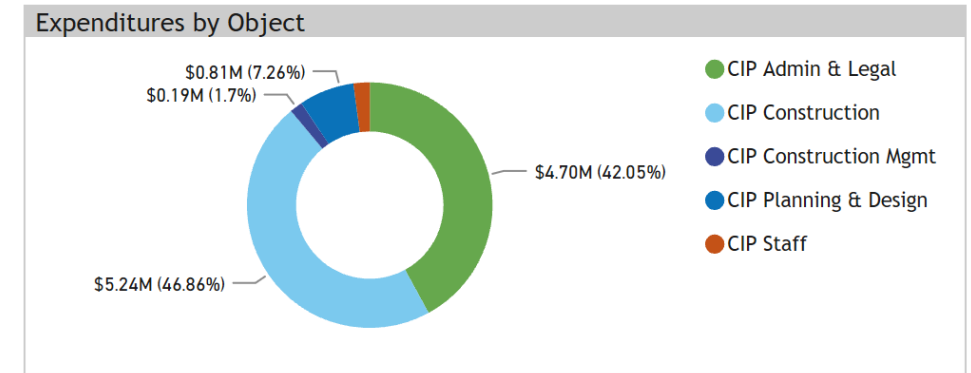
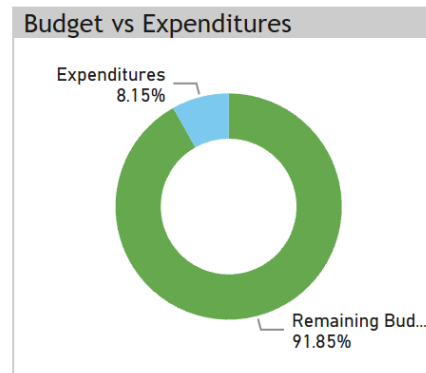
Available Budget  
**\$123.55M**

Total Expenditure  
**\$10.91M**

Remaining Budget  
**\$112.59M**

	Start	Finish
Notice to Proceed - Stage 1 Services	11/28/2017	
Basis of Design Report (BODR)		7/20/2018
30 Percent (%) Design Documents		8/7/2018
60 Percent (%) Design Documents		10/4/2018
Stage 2A - Piles		6/14/2018
Stage 2B - RLS Shaft Preparation		7/12/2018
Stage 2C - RLS Shaft Construction		8/23/2018
Stage 2D - Balance of Stage 2 Work		12/13/2018
Stage 1 Services Complete		12/13/2018

Schedule



Major Accomplishments this Period

Design	<ul style="list-style-type: none"><li>- Submitted the BODR for review</li><li>- Continued development of RLS, including pump layouts, pipe sizing, and valving</li><li>- Continued computational fluid dynamics modeling for RLS</li><li>- Continued discussions related to surge protection as input to the CFD model</li><li>- Continued the design of the Retrieval/Surge Shaft after the scope of work was transfered the GP project to the FoP project</li><li>- Established Headworks building design and associated process controls</li><li>- Finalized RLS shaft base design criteria</li><li>- Finalized the Headworks building footprint and pile design</li><li>- Complete survey work</li><li>- Continued effort to reduce project costs to keep GP under budget</li></ul>
Procurement of Trade Packages	<ul style="list-style-type: none"><li>- Outreach in conformance with SRF and WIFIA funding requirements</li><li>- Selected an SOE subcontractor</li><li>- Completed a June 2018 early release package for the concrete pile work</li><li>- Working towards a July 2018 early release package for the mobilization and preparation work for the RLS Shaft</li><li>- Working towards an August 2018 early release package for the construction of the the RLS Shaft</li></ul>
Construction	- None

Upcoming Key Activities

Finalize results from physical modeling of RLS
Finalize piles design and specifications
Finalize BODR comments
Continue detailing RLS and Headworks facilities
Submit 30% Design Package

3 - Month Look Ahead

	Start	End	July	August	September
Physical RLS Hydraulic Model Results	April 30, 2018	July 20, 2018	X		
Finalize Basis of Design Report Package	May 11, 2018	July 20, 2018	X		
BODR Cost Estimate	June 12, 2018	July 20, 2018	X		
Submit/Review/Finalize 30% Design Package	July 11, 2018	August 7, 2018	X	X	
Submit/Review/Finalize 60% Design Package	September 24, 2018	November 8, 2018			X
Prepare/Negotiate/Finalize Stage 2 Early Release Packages (RLS Shaft)	June 14, 2018	August 23, 2018	X	X	

Safety Spot Light

Category	Value
Lost Time	0
Near Misses	0
Recorded Losses	0

# Gravity Pipeline Progressive DB Project



The Gravity Pipeline (GP) Project consists of the design, construction, permitting, start-up, commissioning, and closeout of approximately 17,600 feet of wastewater gravity FRP pipe inside a concrete-segment tunnel. The work includes three shafts and will interface directly with the Front of Plant (FoP) Project at the Receiving Lift Station (RLS). Work is being implemented under a Progressive Design-Build procurement process.

Available Budget

\$221.88M

Total Expenditure

\$6.00M

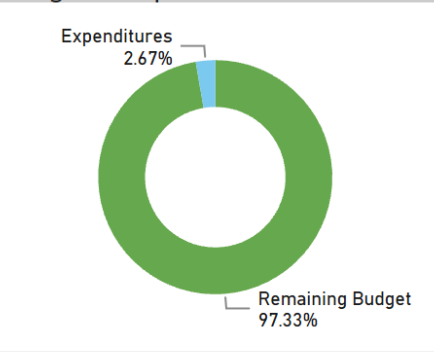
Remaining Budget

\$215.78M

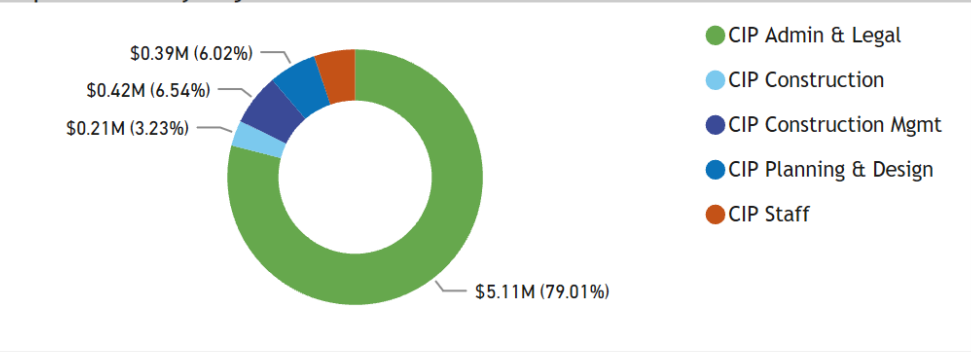
## Milestone Schedule

	Start	Finish
Notice to Proceed - Stage 1 Services	10/13/2017	
Basis of Design Report (BODR)		6/19/2018
30 Percent (%) Design Documents		9/5/2018
60 Percent (%) Design Documents		11/21/2018
Stage 2A Approval - TBM Purchase, Airport Clear and Grub		8/23/2018
Stage 2B Approval - Concrete Segments and Airport Shaft SOE		10/11/2018
Stage 2C Approval - Balance of Stage 2 Work		12/13/2018
Stage 1 Services Complete		12/13/2018


## Budget vs Expenditures



## Expenditures by Object



## Schedule



# Gravity Pipeline Progressive DB Project



## Major Accomplishments this Period

Design	<ul style="list-style-type: none"> <li>- Completed GBR for the TBM manufacturer, continuing efforts on Project GBR</li> <li>- Continued sediment transport modeling</li> <li>- Continued air flow and H2S concentration modeling. Coordinating with FoP DB team</li> <li>- Progressed Airport Access Shaft design to 60%</li> <li>- Completed survey work</li> </ul>
Procurement of Trade Packages	<ul style="list-style-type: none"> <li>- Continued selection process for SOE Subcontractors</li> <li>- Ongoing discussions with FRP pipe manufacturers</li> <li>- Received pricing from TBM manufacturers, in review</li> <li>- Continued selection process for conveyor system</li> <li>- Outreach in conformance with SRF and WIFIA funding requirements</li> </ul>
Construction	- None

## Upcoming Key Activities

Geotechnical Baseline Report
Airflow and grit transport modeling
Airport Access shaft PG&E coordination
Inner Bair Island retrieval shaft design
Cost Reduction efforts to keep GP under budget
Stage 2 Amendment Pricing

## 3 - Month Look Ahead

	Start	End	July	August	September
Geotechnical Baseline Report	January 10, 2018	November 7, 2018	X	X	X
San Carlos Shaft Design (30% Design)	June 19, 2018	July 26, 2018	X		
Tunnel Design (30% Design)	May 29, 2018	July 19, 2018	X		
Hydraulic Design (30% Design)	May 7, 2018	July 19, 2018	X	X	X
Bair Island Shaft Design (60% Design)	June 7, 2018	August 20, 2018	X	X	
Airport Access Shaft Design (100% Design)	April 9, 2018	August 23, 2018	X	X	
TBM Procurement (Stage 2A Proposal)	January 22, 2018	August 23, 2018	X	X	

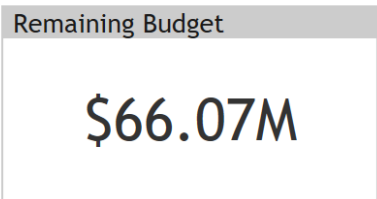
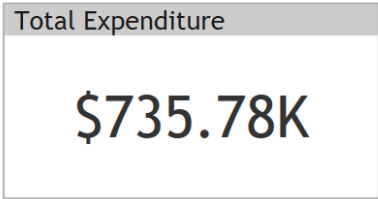
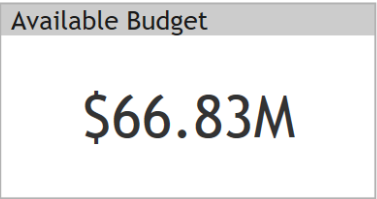
## Safety Spot Light

Category	Value
Lost Time	0
Near Misses	0
Recorded Losses	0

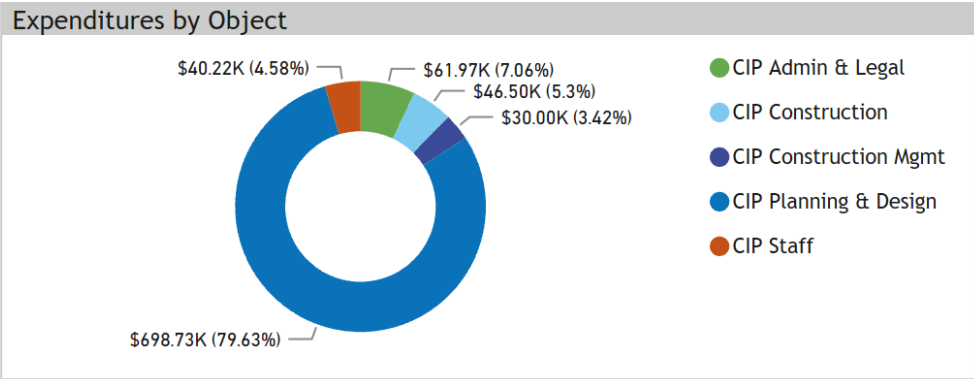
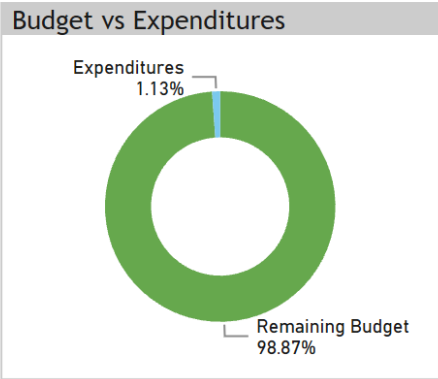
# Pump Stations



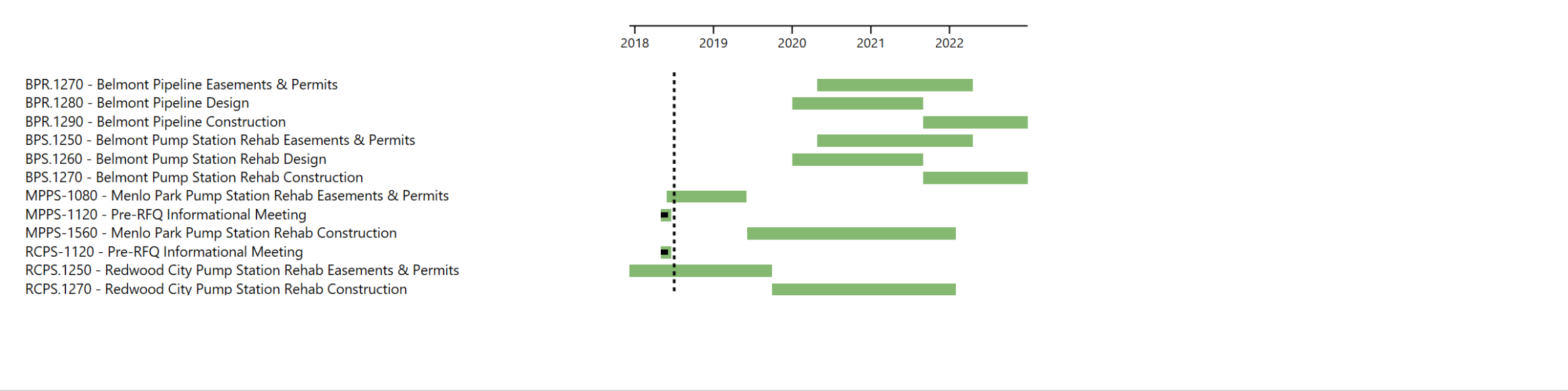
All SVCW pump stations require replacement or rehabilitation. Menlo Park PS will be rehabilitated. Redwood City PS will be replaced. Belmont PS will be rehabilitated. San Carlos PS is no longer needed due to the new gravity pipeline; flows from San Carlos and Belmont will enter into the gravity pipeline via a drop structure at the current San Carlos pump station site. Flows from the MPPS and RCPS will flow through the new 48-inch force main to a drop structure at Inner Bair Island.



Milestone Schedule		
	Start	Finish
Recommend Procurement Process to Commission		6/14/2018
Issue Request for Qualifications		7/13/2018



## Schedule



Major Accomplishments this Period	
▲	
Design	<div><div>- Significant interaction with SVCW O&amp;M team and design team</div><div>- Preliminary decisions on MPPS: no bar screens, no valving to FEF, add trash rack, use chopper pumps; all decisions to be verified</div><div>- Preliminary decisions on RCPS: bar screens</div><div>- Decision: RCPS a wet well/dry well PS</div><div>-Coordinated design build contractor outreach for RFQ process</div></div>

Upcoming Key Activities
<div><div>Menlo Park PS prepare Basis of Design</div><div>Redwood City PS prepare Basis of Design</div><div>Belmont PS and Connector Pipe Basis of Design</div><div>Package all pump station work into Bridge Documents</div><div>Issue Design Build RFQ</div></div>

3 - Month Look Ahead					
	Start	End	July	▲ August	September
Issue Design Build RFQ	July 12, 2018	July 12, 2018	X		
SOQ Submission/Interview/Shortlist	July 30, 2018	September 30, 2018	X	X	X

Safety Spot Light	
Category	Value
Lost Time	0
Near Misses	0
Recorded Losses	0



**MINUTES OF SILICON VALLEY CLEAN WATER  
REGULAR MEETING – June 14, 2018  
8:00 a.m.**

**ITEM 1**

**CALL TO ORDER**

Commission Chair Seybert called the meeting to order at 8:00 a.m.

**ITEM 2**

**ROLL CALL - Commissioners Duly Appointed by Each Agency**

Council Member John Seybert, Redwood City – Chair  
Council Member Warren Lieberman, PhD., Belmont – Vice Chair  
Mayor Robert Grassilli, San Carlos – Secretary  
Board Member George Otte, P.E., West Bay Sanitary District

**Staff, Consultants and Visitors Present**

Christine C. Fitzgerald, SVCW Legal Counsel  
Teresa Herrera, SVCW Acting Manager / Chief Engineering Officer  
Jennifer Flick, SVCW Human Resources Director  
Matt Anderson, SVCW Chief Financial Officer / Administration Manager  
Monte Hamamoto, SVCW Chief Operating Officer  
Kim Hackett, SVCW Engineering Director  
Bruce Burnworth, SVCW Senior Engineer  
Steven Machida, City of San Carlos  
Derek Rampone, City of Redwood City  
Molly Flowerday, City of Redwood City  
Bill Tanner, Tanner Pacific, Inc.  
Mark Minkowski, Kennedy/Jenks  
EJ Shalaby, DNS Strategic Partners, LLC  
Darrell Murray, IEDA  
Mathew Cox, USI Insurance Services  
Mike Daoussis, USI Insurance Services  
Paul Gaspari, Weintraub Tobin

**ITEM 3**

**PLEDGE OF ALLEGIANCE**

Mr. Grassilli led those attending the meeting in the recital of the Pledge of Allegiance.

**ITEM 4****PUBLIC COMMENT**

There was no Public Comment

**ITEM 5A****SAFETY MOMENT**

Ms. Herrera discussed safety while in the sun.

**ITEM 5B****MANAGER'S REPORT**

SRF Funding: The State Water Resources Control Board meets Tuesday, June 19 and will confirm projects to be funded this year. We don't anticipate any changes to State Board staff's suggested projects. Matt Anderson will attend on behalf of SVCW.

CASA Meeting: The next California Association of Sanitation Agencies is scheduled to be in Monterey from August 8 to August 10; registration is now open.

Mr. Grassilli stated that because of the CASA Meeting, the August Commission Meeting is scheduled for the 23<sup>rd</sup>. Ms. Herrera confirmed this and also noted there will not be a September meeting. The next meeting after August is scheduled for October 11<sup>th</sup>.

**ITEM 5C****FINANCIAL REPORTS**

There were no comments

**ITEM 5D****ENGINEERING PROJECT STATUS UPDATE**

There were no comments

**ITEM 5E****COMMISSION REQUESTED STAFF-LEVEL ACTION ITEMS**

There were no comments

**ITEM 5F****RESCU PROGRAM STATUS UPDATE**

There were no comments

**ITEM 6****MATTERS OF COMMISSION MEMBER'S INTEREST**

There were no comments

**ITEM 7****CONSIDERATION OF MOTION APPROVING CONSENT CALENDAR ITEMS 7A THROUGH 7F****Motion/Second: Mr. Lieberman / Mr. Grassilli**

The Motion carried by Unanimous Roll Call Vote

**ITEM 8A****CONSIDERATION OF RESOLUTION AWARDDING CONSTRUCTION CONTRACT FOR CHLORINE CONTACT TANK PASS 1 SURFACE REHABILITATION PROJECT.**

The Chlorine Contact Tank is in the process of being rehabilitated. There are three (3) passes in the Chlorine Contact Tank and Pass 1 is the topic of this agenda item. This is Year 2 of the ongoing rehabilitation project; some work occurred in Pass 1 last year. We are limited to working in the tank during low flow summer months which is why the work is split across several years. We anticipate that there will be two other rehabilitation contracts for the remaining passes (2 and 3); one in 2019 and one in 2020.

The work was publicly advertised and SVCW received two (2) bids. The low bid was from F.D. Thomas for \$389,359.00. Ms. Herrera is familiar with this company and they have a good reputation in the industry. Therefore, it is recommended that the contract be awarded to F.D. Thomas.

**Motion/Second: Mr. Grassilli / Mr. Lieberman**

Move adoption of RESOLUTION APPROVING CONSTRUCTION CONTRACT DOCUMENTS FOR CHLORINE CONTACT TANK (CCT) PASS 1 SURFACE REHABILITATION PROJECT (CIP #9107); ACCEPTING BID OF LOWEST RESPONSIBLE BIDDER, REJECTING ALL OTHER BIDS; AND AUTHORIZING EXECUTION OF AGREEMENT, DIRECTING RETURN OF SECURITY DEPOSITS AND AUTHORIZING MANAGER TO APPROVE CONTRACT CHANGE ORDERS UP TO TEN PERCENT OF THE CONTRACT PRICE FOR SAID PROJECT – F.D. THOMAS, INC. (\$389,359)

The Resolution carried by Unanimous Roll Call Vote

Commissioner Seybert asked why work was only able to be completed during summer months. Ms. Herrera responded that the tank pass needs to be completely emptied and dry and, therefore only 2/3 of the total capacity is available. Since we only have two passes available while work is in progress, it needs to be done during summer time low flow periods.

#### **ITEM 8B**

#### **CONSIDERATION OF RESOLUTION AWARDDING STAGE 2A AMENDMENT TO PROGRESSIVE DESIGN-BUILD AGREEMENT FOR FRONT OF PLANT PROJECT.**

The Stage 2A Amendment covers concrete piles fabrication and installation. There are three hundred and six (306) piles that are incorporated into this authorization with an allowance for an additional 40 piles, should it be found they are needed. Construction is slated for late July. This will be the first of three Stage 2 amendments, as noted in the Staff Report. Authorization for the piles is requested because these are on the critical path for construction; they need to be placed before any other work can begin.

Ms. Herrera noted that the original Design-Build Agreement anticipated early Stage 2 packages. The recommendation is to approve the Design-Build Stage 2A Amendment.

Commissioner Lieberman asked since the work will be done over the winter, will weather be a delaying factor? Ms. Herrera responded that delays are not anticipated and that is why staff has decided to release early construction packages and get the underground work done first.

Commissioner Seybert commented that the allowance is essentially a not-to-exceed amount and requested a report back if the allowance for additional piles is needed. Ms. Herrera concurred that this is a not-to-exceed amount and use of the allowance would be reported back to the Commission.

#### **Motion/Second: Mr. Lieberman / Mr. Otte**

Move adoption of RESOLUTION APPROVING STAGE 2A DESIGN BUILD AGREEMENT AMENDMENT FOR FRONT OF PLANT PROJECT (CIP #6013, 6014, 9160); AND AUTHORIZING MANAGER TO APPROVE CONTRACT CHANGE ORDERS UP TO TEN PERCENT OF THE CONTRACT PRICE FOR SAID STAGE 2A AMENDMENT – SHEA/PARSONS JOINT VENTURE - (\$2,193,575)

The Resolution carried by Unanimous Roll Call Vote

### **ITEM 8C**

CONSIDERATION OF RESOLUTION AUTHORIZING THE BORROWING OF NOT TO EXCEED \$65,000,000 FROM WELLS FARGO UNDER A REVOLVING LINE OF CREDIT AND APPROVING RELATED FINANCING DOCUMENTS AND OFFICAL ACTIONS.

Commissioner Seybert noted that this Item was discussed and approved at the May 10<sup>th</sup> meeting but needed to be a regular Agenda Item rather than a Consent Item.

Commissioner Lieberman had a question regarding the allocation of costs for use of this Line of Credit when it is drawn down; is it based on ownership? And is there a case when the percentage would change based on the way each member agency is using it?

Mr. Anderson responded that the assumption on our Line of Credit is that every Member participates according to the JPA. We only use this line of credit to cover a) SRF out of pocket expenses and b) if we deplete our Bond Funds. Every member agency participates in SRF funding. At this point we don't have any member contributing cash. Depending on bond timing, we would use this line of credit to span between issuances. In both of those scenarios, it is participation according to the JPA.

Commissioner Lieberman requested that if for any reason, we do deviate from this participation allocation, it be brought to the attention of the Commission.

### **Motion/Second: Mr. Otte / Mr. Grassilli**

Move adoption of RESOLUTION OF THE COMMISSION OF SILICON VALLEY CLEAN WATER AUTHORIZING THE AMENDMENT OF A CREDIT AGREEMENT WITH WELLS FARGO BANK, NATIONAL ASSOCIATION, AND APPROVING RELATED FINANCING DOCUMENTS AND OFFICIAL ACTIONS; AND RESCINDING RESOLUTION NO. 18-35

The Resolution carried by Unanimous Roll Call Vote

### **ITEM 8D**

CONSIDERATION OF RESOLUTION AUTHORIZING PROCUREMENT OF OCIP INSURANCE COVERAGE FO PROGRESSIVE DESIGN-BUILD PROJECTS.

Commissioner Seybert noted that, in May 2017 the Commission approved the use of OCIP. Ms. Herrera agreed and stated that SVCW received proposals from insurance companies on May 25<sup>th</sup> and, as the Staff Report indicates, coverage is for Workers' Compensation through General Liability, Builder's Risk and Owner's Protective Professional Indemnity, which is essentially Errors and Omission Insurance. Significant savings are anticipated and on the last page of the Staff Report we indicate what would likely be the savings given a typical loss occurrence. If there are fewer losses than typical, SVCW's savings would increase. In addition to the anticipated savings, the coverages for the Agency are more robust than if the contractors were giving us insurance.

Commissioner Grassilli commented that, in theory, the contractors who bid on the jobs will not have insurance lines and Commissioner Seybert clarified that this is where the savings come from. Ms. Herrera responded that that was correct.

**Motion/Second: Mr. Grassilli / Mr. Lieberman**

Move adoption of RESOLUTION AUTHORIZING THE SVCW MANAGER TO PROCURE INSURANCE COVERAGE FOR SILICON VALLEY CLEAN WATER'S OWNER CONTROLLED INSURANCE PROGRAM FOR PROGRESSIVE DESIGN BUILD PROJECTS AND AUTHORIZING MANAGER TO APPROVE CHANGES IN COVERAGES UP TO TEN PERCENT OF THE PREMIUM AMOUNTS

The Resolution carried by Unanimous Roll Call Vote

**ITEM 8E**

CONSIDERATION OF RESOLUTION AMENDING SECTIONS OF THE JOINT POWERS AGREEMENT RELATED TO THE AUTHORITY'S TREASURER AND CONTROLLER ROLES.

Mr. Anderson noted that currently the JPA calls for both a Treasurer and Controller. When SVCW was formed, both of these roles were assigned to Redwood City and also since that time, SVCW has used Redwood City's Accounting system. Both SVCW and Redwood City staff have agreed that each agencies' accounting system needs replacing; SVCW is implementing a new system and will "go live" July 1. Redwood City is likewise planning for a new system. At this time, it makes sense to segregate the two duties still giving Redwood City the oversight they need, while allowing SVCW to take on Treasurer role. The amendment to the JPA defines the new roles.

Commissioner Lieberman confirmed that procedurally the Commission was voting on the proposed JPA amendment and then the Member Agencies each would vote on the amendment. Ms. Herrera confirmed this was the case.

Commissioner Seybert asked Mr. Anderson to describe how business is currently being done currently.

Mr. Anderson responded that four years ago when he came on board, SVCW took on additional responsibilities, including reporting functions. The system of control is still within Redwood City, but today it is a much more of a coordinated effort as staffing changes have occurred in both agencies. Mr. Anderson does not anticipate that, in terms of current responsibilities, there would be much change.

Commissioner Seybert noted that 1) essentially this is the JPA catching up to how business is being done and 2) Redwood City will take over hiring the Auditor which will then provide additional oversight compared to the practice.

Mr. Anderson responded that that was correct.

Commissioner Seybert also noted that there were other items in the JPA that need cleaning up and he wanted to go on record that as soon as the Commission establishes future SVCW leadership, JPA changes are made a priority. Commissioner Otte echoed these statements.

Commissioner Lieberman asked Mr. Anderson if he has had any discussions with the staff of the Member Agencies. Mr. Anderson responded that he has had extensive discussions with Redwood City staff and also notified the other Agencies' finance staff and shared with them the language of the Agreement.

Commissioner Lieberman commented that the Finance staff will be preparing the report for the respective Councils and they may need assistance from Mr. Anderson to prepare the agenda items. Mr. Anderson confirmed that he has is available for assistance.

Commissioner Grassilli noted that the item was on the San Carlos Agenda for their next meeting.

Commissioner Otte clarified that this item would be presented to his Board for approval. Ms. Herrera confirmed.

Ms. Fitzgerald added that she and the Redwood City attorney had discussed the matter extensively and approved the language.

Commissioner Lieberman wanted to ensure that the discussions between attorneys would be conveyed to the Member Agencies.

Commissioner. Seybert offered that Redwood staff is available to other agencies to answer questions.

**Motion/Second: Mr. Lieberman / Mr. Grassilli**

Move adoption of RESOLUTION PROPOSING AMENDMENTS TO SECTIONS 1.16, 1.36, 3.2, 3.3, 6.5, 6.6, AND 6.7 OF JOINT EXERCISE OF POWERS AGREEMENT ESTABLISHING SOUTH BAYSIDE SYSTEM AUTHORITY, NOW KNOWN AS SILICON VALLEY CLEAN WATER, RELATING TO THE DESIGNATIONS AND ASSIGNMENTS OF TREASURER AND CONTROLLER OF THE AUTHORITY

The Resolution carried by Unanimous Roll Call Vote

**ITEM 8F**

CONSIDERATION OF RESOLUTIONS ESTABLISHING CLASSIFICATIONS, RATES OF PAY AND RELATED COMPENSATION FOR CONFIDENTIAL GENERAL, PROFESSIONAL, UNREPRESENTED GENERAL AND MANAGEMENT EMPLOYEES AND APPROVE CONSOLIDATED PAY SCHEDULES.

Commissioner Seybert noted that this is an annual item and suggested that all six items be considered at one time. Ms. Fitzgerald indicated that that was acceptable.

Ms. Herrera reported that there were no changes to the salary structure, however, two classifications were changed. One is the new position of General intern and the second is a title change for the Information System Analyst to a Confidential General Employee. Once the union negotiations are concluded, there may be additional changes.

**Motion/Second: Mr. Otte/ Mr. Grassilli**

- i. RESOLUTION ESTABLISHING RATES OF PAY AND RELATED COMPENSATION FOR MANAGEMENT EMPLOYEES OF SILICON VALLEY CLEAN WATER AND RESCINDING AND RESTATING CERTAIN PROVISIONS OF RESOLUTION NO. SVCW 17-63 AND RESCINDING ANY AND ALL OTHER RESOLUTIONS OR PORTIONS THEREOF IN CONFLICT HEREWITH

The Resolution carried by Unanimous Roll Call Vote

- ii. RESOLUTION ESTABLISHING RATES OF PAY AND RELATED COMPENSATION FOR CONFIDENTIAL GENERAL EMPLOYEES OF SILICON VALLEY CLEAN WATER AND RESCINDING AND RESTATING CERTAIN PROVISIONS OF RESOLUTION NO. SVCW 17-65 AND RESCINDING ANY AND ALL OTHER RESOLUTIONS OR PROVISIONS THEREOF IN CONFLICT HEREWITH

The Resolution carried by Unanimous Roll Call Vote

- iii. RESOLUTION ESTABLISHING RATES OF PAY AND RELATED COMPENSATION FOR UNREPRESENTED GENERAL EMPLOYEE POSITIONS OF ENGINEERING INTERN, LABORATORY ASSISTANT AND GENERAL INTERN AND RESCINDING RESOLUTION NO. SVCW 17-36 AND ANY AND ALL OTHER RESOLUTIONS OR PORTIONS THEREOF IN CONFLICT HEREWITH

The Resolution carried by Unanimous Roll Call Vote

- iv. RESOLUTION ESTABLISHING RATES OF PAY FOR PROFESSIONAL EMPLOYEES OF SILICON VALLEY CLEAN WATER AND RESCINDING AND RESTATING CERTAIN PROVISIONS OF RESOLUTION NO. SVCW 17-64 AND RESCINDING ANY AND ALL OTHER RESOLUTIONS OR PORTIONS THEREOF IN CONFLICT HEREWITH

The Resolution carried by Unanimous Roll Call Vote

- v. RESOLUTION AMENDING SECTION 6 OF RESOLUTION NO. SVCW 77-6, THE SVCW PERSONNEL RESOLUTION, RELATING TO CLASSIFICATION OF POSITIONS AND RESCINDING PARAGRAPH 1 OF RESOLUTION NO. SVCW 17-



66 AND ANY AND ALL OTHER RESOLUTIONS OR PROVISIONS THEREOF IN CONFLICT HEREWITH

The Resolution carried by Unanimous Roll Call Vote

- vi. RESOLUTION APPROVING AND ADOPTING CONSOLIDATED PAY SCHEDULE FOR ALL REPRESENTED AND UNREPRESENTED EMPLOYEES OF SILICON VALLEY CLEAN WATER FOR FISCAL YEAR 2018-2019

The Resolution carried by Unanimous Roll Call Vote

**ITEM 8Gi and Gii**

CONSIDERATION OF RESOLUTION APPOINTING SVCW ACTING MANAGER.

Commissioner Seybert stated that approval of this Item requires that the Commission report that the monthly compensation paid to the Acting Manager during her temporary appointment is \$29,584.00 which is the salary rate for the current SVCW Manager position. This was something that needs to be done in an open session and was not done at the May 10, 2018 Commission meeting.

Commission Lieberman made the comment that first of all, he had extremely high confidence in Ms. Herrera's abilities, however, due to the dual role of Acting Manager as well as Chief Engineering Officer, how sustainable is this situation?

Ms. Herrera responded that from the standpoint of how she is managing her time and work load, it is very sustainable, however from the standpoint of the organization's need for stability she felt the sooner the Commission could act to appoint a permanent Manager the better it would be for the entire organization.

**Motion/Second: Mr. Lieberman/ Mr. Otte**

Move approval of RESOLUTION APPOINTING TERESA HERRERA AS ACTING MANAGER OF SILICON VALLEY CLEAN WATER AND ESTABLISHING COMPENSATION

The Resolution carried by Unanimous Roll Call Vote

**AGENDA ITEM 9**

CLOSED SESSION

Closed Session was called to order at 8:25 a.m.

**A. CONFERENCE WITH LEGAL COUNSEL – ANTICIPATED LITIGATION**

Significant exposure to litigation pursuant to Paragraph (2) of subdivision (d) of

Government Code Section 54956.9 (Two Potential Cases)

B. LABOR NEGOTIATIONS (Govt. Code Section 54957.6(a))

AGENCY NEGOTIATORS: Teresa Herrera, SVCW Acting Manager  
Matt Anderson, Chief Financial Officer/Administration Manager  
Jennifer Flick, SVCW Human Resources Director  
Monte Hamamoto, SVCW, Chief Operating Officer  
Darrell Murray, IEDA  
EMPLOYEE ORGANIZATION: IUOE Local 39

C. CONFERENCE WITH REAL PROPERTY NEGOTIATIONS

Pursuant to Government Code Section 54956.8  
Property Description: San Carlos Airport, San Carlos, CA (APN(s): 095-220-140, 046-082-010, 046-081-790, 046-081-580, 095-030-230  
SVCW Negotiators: Lillian Jewell, Kevin Thorne (Hammer, Jewell & Associates);  
SVCW Acting Manager, Teresa Herrera, Bruce Burnworth  
Negotiating Parties: County of San Mateo, Real Property Division  
Under Negotiation: Price and Terms

D. CONFERENCE WITH REAL PROPERTY NEGOTIATORS

Pursuant to Government Code Section 54956.8  
Property Description: Maple Street, Redwood City, CA  
SVCW Negotiators: Lillian Jewell, Kevin Thorne (Hammer, Jewell & Associates);  
SVCW Acting Manager, Teresa Herrera  
Under Negotiation: Price and Terms

E. PUBLIC EMPLOYEE APPOINTMENT

Government Code Section 54957  
Title: Manager

**ITEM 10**

RECONVENE IN OPEN SESSION

Ms. Fitzgerald reported that as to Item 9A no reportable action was taken and direction was given to Counsel.

Item 9B - no reportable action was taken and direction was given to staff

Item 9C – no reportable action was taken and direction was given staff

Item 9D – no reportable action was taken and direction was given staff

Item 9E – no reportable action was taken and direction was given to Counsel

**ITEM 11**

**ADJOURN**

There being no further business, the meeting adjourned at 9:34 a.m.

Minutes Prepared By: Teresa A. Herrera, Acting Manager

---

Robert Grassilli, Secretary

**MINUTES OF SILICON VALLEY CLEAN WATER  
SPECIAL MEETING – JUNE 28, 2018  
7:30 a.m.**

**ITEM 1**

**CALL TO ORDER**

Commissioner Seybert called the meeting to order at 7:30 a.m.

**ITEM 2**

**ROLL CALL - Commissioners Duly Appointed by Each Agency**

Council Member John Seybert, Redwood City – Chair  
Council Member Warren Lieberman, PhD., Belmont– Vice Chair  
Mayor Robert Grassilli, San Carlos – Secretary  
Board Member George Otte, P.E., West Bay Sanitary District

**Staff, Consultants and Visitors Present**

Christine C. Fitzgerald, SVCW Legal Counsel  
Teresa A. Herrera, SVCW Acting Manager / Chief Engineering Officer  
Matt Anderson, SVCW Chief Financial Officer  
Monte Hamamoto, SVCW Chief Operating Officer  
John San Filippo, SVCW Maintenance Supervisor  
James Lostica, SVCW Maintenance Supervisor  
Jim Kemp, SVCW Scheduler Planner  
Raj Kumar, SVCW Instrumentation and Controls

**ITEM 3**

**PUBLIC COMMENT**

John San Filippo made a public comment on behalf of SVCW operations and maintenance staff in support of Ms. Herrera's possible appointment to SVCW Manager position.

Commissioner Seybert took the opportunity to thank the O&M staff for all the great work they do and noted that it doesn't go without notice by the Commission.

**ITEM 4**

**CLOSED SESSION**

Closed Session was called to order at 7:33 a.m.

A. PUBLIC EMPLOYEE APPOINTMENT

Government Code 54957

Title: Manager

**ITEM 5**

RECONVENE IN OPEN SESSION

Open Session reconvened at 8:08 a.m. Legal Counsel reported that as to Closed Session Item 4A the Commission took no reportable action and direction was given to Counsel and staff.

**ITEM 6**

ADJOURN

There being no further business, the meeting adjourned at 8:09 a.m.

Minutes Prepared By: Teresa A. Herrera, Acting Manager

---

Robert Grassilli, Secretary

06-15-18


SILICON VALLEY CLEAN WATER  
WARRANT REGISTER  
FUND RECAP

PAGE 0363

NAME	FUND	AMOUNT
CAPITAL IMPROVEMENT FUND	14	27,039.89
OPERATION	18	347,670.48
PLANT - CIP BOND	20	1,284,755.19
TOTAL FOR APPROVAL		\$1,659,465.56

THIS IS TO CERTIFY THAT THE CLAIMS LISTED ON PAGES NUMBERED FROM 10345 THROUGH 10363 INCLUSIVE, AND/OR CLAIMS NUMBERED FROM 23706 THROUGH 23791 INCLUSIVE, TOTALING IN THE AMOUNT OF \$1,659,465.56, HAVE BEEN CHECKED IN DETAIL AND APPROVED BY THE PROPER OFFICIALS, AND IN MY OPINION REPRESENT FAIR AND JUST CHARGES AGAINST THE AUTHORITY IN ACCORDANCE WITH THEIR RESPECTIVE AMOUNTS AS INDICATED THEREON.

RESPECTFULLY SUBMITTED,

  
.....  
DEPUTY TREASURER

6/15/18

DATE

  
6/15/2018

  
06182018

SILICON VALLEY CLEAN WATER  
WARRANT REGISTER  
06/15/18

PAGE 10345

NAME	WARRANT NUMBER	INVOICE #/DESCRIPTION	AMOUNT	DETAIL	FUND
AIRGAS USA, LLC	23706	9953326710 CYLINDER RENTAL GASES	164.94	157.20	18
MACHINERY AND EQUIP MAINT MATE		9953326710 CYLINDER RENTAL GASES		7.74	18
ALL INDUSTRIAL ELECTRIC SUPPLY	23707	5184934 LIGHTING SUPPLIES	1,085.26	75.91	18
SUPPLIES		5184934 LIGHTING SUPPLIES		101.53	18
		5184934 LIGHTING SUPPLIES		63.29	18
		5185027 LIGHTING SUPPLIES		102.41	18
MISCELLANEOUS		5185456 LIGHTING SUPPLIES		143.88	18
		5185456 LIGHTING SUPPLIES		143.88	18
		5185456 LIGHTING SUPPLIES		143.88	18
		5185456 LIGHTING SUPPLIES		310.48	18
ALPHA ANALYTICAL LABORATORIES	23708	8051715RPSVCW SAN CARLOS LAB ANALYSIS	1,865.00	1,105.00	18
CONTRACT SERV. (NON-MAINT.)		8053052RPSVCW PLANT PERMIT LAB ANALYSIS		210.00	18
		8053083RPSVCW PLANT PERMIT LAB ANALYSIS		70.00	18
		8053312RPSVCW WBSD LAB ANALYSIS		90.00	18
		8053321RPSVCW PLANT PERMIT LAB ANALYSIS		70.00	18
		8053338RPSVCW PLANT PERMIT LAB ANALYSIS		70.00	18
		8053514RPSVCW SAN CARLOS LAB ANALYSIS		110.00	18
		8053515RPSVCW PLANT PERMIT LAB ANALYSIS		70.00	18
		8053516RPSVCW PLANT PERMIT LAB ANALYSIS		70.00	18

SILICON VALLEY CLEAN WATER  
WARRANT REGISTER  
06/15/18

PAGE 10346

NAME	WARRANT NUMBER	INVOICE #/DESCRIPTION	AMOUNT	DETAIL	FUND
AWAZON CAPITAL SERVICES, INC. SUPPLIES	23709	19TYVRT6XL4H QTY 1 HEAVY DUTY GARMENT RACK	2,876.54	174.89	18
		1CFKKCV93RMF QTY 34 VARIETY OF DISPLAYPORT TO DISPLAYP		413.99	18
		1DVVQJH1LNDY QTY 1 STAINLESS STEEL PORTABLE EYEWASH/DR		939.20	18
		1LT1R1CQ19YX QTY 1 YELLOW DIESEL ONLY WARNING STICKER		6.51	18
		1LT1R1CQJQDM QTY 1 DECALS PACK OF 5 COMBUSTIBLE		19.57	18
		1NW3XD161F9K QTY 1 PORTABLE PRESSUREIZED EYE/FACE WASH		1,215.34	18
		1RQJGTNRLHGJ QTY 1 TOOL KIT 7 PIECES PENTALOBE SCREDRI		10.86	18
		1VDPMJ3FFRGV QTY 1 STANDING DESK FLOOR MAT		130.50	18
		1VJLTT3FD1HJ QTY 1 SMARTSIGN VINYL ADHESIVE, QTY 1 ALU		64.86	18
MISCELLANEOUS		1LT1R1CQ19YXTAX SALES TAX LIABILITY		-0.52	18
		1NW3XD161F9KTAX SALES TAX LIABILITY		-97.79	18
		1RQJGTNRLHGJTAX SALES TAX LIABILITY		-0.87	18
APPLEONE EMPLOYMENT SERVICES	23710	14867989 W/E 5/19/18 TEMPORARY SERVICES - RECEPTION F	1,844.16	922.08	18
PROFESSIONAL SERVICES		14878315 W/E 5/26/18 TEMPORARY SERVICES - RECEPTION F		922.08	18
AQUADYNE ASSOCIATES	23711	18016 QTY 3 COMPLETE FLOAT, QTY 2 O RINGS	1,329.07	330.74	18
MISCELLANEOUS		18016 QTY 3 COMPLETE FLOAT, QTY 2 O RINGS		998.33	18
AXIAQ, PAUL	23712	6152018 REIM-5/9 & 5/10/18 MILEAGE EXPENSE-SUPV SAFETY	104.93	25.62	18
TRAINING		6152018B REIM-5/30/18 MILEAGE EXPENSE-ASSET MGMT TRG;		70.31	18
		6152018C REIM-5/30/18 BRIDGE TOLL EXPENSE - ASSET MGMT		9.00	18
BAY RUBBER COMPANY	23713	18429800 PLUMBING SUPPLIES	102.32	102.32	18
MISCELLANEOUS					



SILICON VALLEY CLEAN WATER  
WARRANT REGISTER  
06/15/18

PAGE 10347

NAME	WARRANT NUMBER	INVOICE #/DESCRIPTION	AMOUNT	DETAIL	FUND
BEECHER ENGINEERING	23714		21,632.00		
CONSTRUCTION-DESIGN		41861 4/6/18 T.O.2018-01 OWNER'S ADVISOR		42.25	20
		41861 4/6/18 T.O.2018-01 OWNER'S ADVISOR		42.25	20
		41861 4/6/18 T.O.2018-01 OWNER'S ADVISOR		42.25	20
		41861 4/6/18 T.O.2018-01 OWNER'S ADVISOR		42.25	20
PROFESSIONAL SERVICES		51858 4/27-5/14/18 T.O.2017-01 AS-NEEDED ELECTRICAL EN		2,704.00	18
CONSTRUCTION-DESIGN		51859 4/25-5/11/18 T.O.2017-03 12KV EMERGENCY REPAIR		2,535.00	20
CONSTRUCTION-CONTRACTOR		51860 4/25-5/24/18 T.O.2017-02 12KV SWITCHGEAR PROJ		16,224.00	20
BLUESENS CORPORATION	23715		9,828.44		
MISCELLANEOUS		IN180036TAX SALES TAX LIABILITY		-856.93	18
MACHINERY AND EQUIP MAINT MATE		IN180036 QTY 2 SENSORS CO-GEN		10,685.37	18
BROWNING FERRIS INDUSTRIES OF	23716		10.05		
CONTRACT SERV. (NON-MAINT.)		4227000049959 3/18 GRIT HAULING OX MOUNTAIN		10.05	18
BUCKLES SMITH ELECTRIC COMPANY	23717		2,024.57		
MACHINERY AND EQUIP MAINT MATE		308915200 VARIOUS ELECTRICAL PARTS		509.46	18
MISCELLANEOUS		309445100 VARIOUS ELECTRICAL PARTS		1,515.11	18

SILICON VALLEY CLEAN WATER  
WARRANT REGISTER  
06/15/18

PAGE 10348

NAME	WARRANT NUMBER	INVOICE #/DESCRIPTION	AMOUNT	DETAIL	FUND
C.W.E.A. - SCVS	23718		1,100.00		
MEMB. & MEET.		6152018 4/19/18 CWEA DINNER MEETING		210.00	18
		6152018 4/19/18 CWEA DINNER MEETING		35.00	18
		6152018 4/19/18 CWEA DINNER MEETING		150.00	18
		6152018 4/19/18 CWEA DINNER MEETING		75.00	18
		6152018 4/19/18 CWEA DINNER MEETING		35.00	18
		6152018B 5/17/18 CWEA DINNER MEETING		140.00	18
		6152018B 5/17/18 CWEA DINNER MEETING		140.00	18
		6152018B 5/17/18 CWEA DINNER MEETING		35.00	18
		6152018B 5/17/18 CWEA DINNER MEETING		110.00	18
		6152018B 5/17/18 CWEA DINNER MEETING		40.00	18
TRAINING		6122018GEORGEADES CWEA SEMINAR #51 OVERFLOW EMERGENCY-		65.00	18
		6122018LONG CWEA SEMINAR #51-OVERFLOW EMERGENCY-LONG,		65.00	18
CDM SMITH INC.	23719		25,212.30		
CONSTRUCTION-CONTRACTOR		90046961 2/26-4/28/18 T.O.2016-02 ANALYSIS&DESIGN CTRL		25,212.30	14
CINTAS CORPORATION NO. 3	23720		3,626.46		
SUPPLIES		464141379 5/1/18 LAUNDRY SERVICE		883.52	18
		464144375 5/8/18 LAUNDRY SERVICE		948.42	18
		464147394 5/15/18 LAUNDRY SERVICE		884.00	18
		464153438 5/29/18 LAUNDRY SERVICE		910.52	18
COLE-PARMER INSTRUMENT CO LLC	23721		66.63		
SUPPLIES		1495640 QTY 1 TUBING MFLEX NORPRENE		66.63	18
COLLABORATIVE STRATEGIES CONSU	23722		5,985.00		
CONTRUCTION-DESIGN		22601SV0518 3/31-5/12/18 T.O.2016-01 BELMONT FORCE MAI		5,985.00	20
CONSOLIDATED PARTS INC.	23723		1,872.50		
MISCELLANEOUS		5046957 VARIOUS ELECTRICAL SUPPLIES		1,872.50	18

SILICON VALLEY CLEAN WATER  
WARRANT REGISTER  
06/15/18

PAGE 10349

NAME	WARRANT NUMBER	INVOICE #/DESCRIPTION	AMOUNT	DETAIL	FUND
COUNTY OF SAN MATEO - AIRPORT CONST.-ADMIN. & LEGAL	23724	6152018 7/18 PERMIT#5384 LEASE PMT SAN CARLOS AIRPORT	97,300.00	97,300.00	20
DAVID J POWERS AND ASSOCIATES, CONSTRUCTION-DESIGN	23725	20160118 4/18 T.O.2016-01 CIP FINANCIAL ASSISTANCE	2,683.74	2,683.74	20
DETECTION INSTRUMENTS CORP MISCELLANEOUS	23726	218239474TAX SALES TAX LIABILITY	179.21	-14.44	18
MACH & EQUIP MAINT SERVICES		218239474 QTY 2 RTX CALIBRATION		193.65	18
DNS STRATEGIC PARTNERS, LLC CONSTRUCTION-DESIGN	23727	1008 5/1-5/30/18 T.O.2017-01 PROF CONSULTING SVCS-VARI	31,700.00	31,700.00	20
FASTENAL COMPANY MACHINERY AND EQUIP MAINT MATE	23728	CASAA59143 VENDOR MANAGED RESTOCK	1,083.17	25.84	18
		CASAA59143 VENDOR MANAGED RESTOCK		81.37	18
SUPPLIES		CASAA59159 VENDOR MANAGED RESTOCK		975.96	18
FED EX	23729		428.85		
MACH & EQUIP MAINT SERVICES		618597244 5/18/18 PED EX CHARGES		43.30	18
SUPPLIES		618597244 5/18/18 PED EX CHARGES		22.28	18
MACH & EQUIP MAINT SERVICES		618597244 5/18/18 PED EX CHARGES		27.69	18
PROFESSIONAL SERVICES		618597244 5/18/18 PED EX CHARGES		38.15	18
MACH & EQUIP MAINT SERVICES		618597244 5/18/18 PED EX CHARGES		40.09	18
SUPPLIES		618597244 5/18/18 PED EX CHARGES		82.15	18
ADMINISTRATIVE EXPENSES		618597244 5/18/18 PED EX CHARGES		52.29	18
SUPPLIES		618597244 5/18/18 PED EX CHARGES		22.65	18
		618597244 5/18/18 PED EX CHARGES		22.51	18
PROFESSIONAL SERVICES		618597244 5/18/18 PED EX CHARGES		36.51	18
SUPPLIES		618597244 5/18/18 PED EX CHARGES		26.44	18
		618597244 5/18/18 PED EX CHARGES		14.79	18

SILICON VALLEY CLEAN WATER  
WARRANT REGISTER  
06/15/18

PAGE 10350

NAME	WARRANT NUMBER	INVOICE #/DESCRIPTION	AMOUNT	DETAIL	FUND
FIBERGRATE COMPOSITE STRUCTURE.	23730		135.71		
MACHINERY AND EQUIP MAINT MATE		10010011799 QTY 20 CLIP ASSEMBLY F-2 316SS		110.71	18
SUPPLIES		10010011799 QTY 20 CLIP ASSEMBLY F-2 316SS		25.00	18
FINTA ENTERPRISES, INC	23731		816.00		
CONTRACT SERV. (NON-MAINT.)		56499 5/21/18 GRIT HAULING		816.00	18
FITZGERALD LAW OFFICES	23732		26,290.20		
PROFESSIONAL SERVICES		6152018 4/18 PROF LEGAL SVCS-GENERAL LEGAL SVCS		26,190.00	18
		6152018B REIM-4/18 PROF LEGAL SVCS-GENERAL LEGAL SVCS		100.20	18
GAWAT, MARIA	23733		253.90		
SUPPLIES		6152018 REIM-6/7/18 SAFETY SHOES		253.90	18
HANSON BRIDGETT LLP	23734		1,508.00		
PROFESSIONAL SERVICES		1215212 4/18 T.O.2017-02 WARRANTY CLAIMS-GAS CONDITION		1,508.00	18
HUI, CYNTHIA	23735		45.00		
UTILITIES		6152018 REIM-5/18 CELL PHONE EXPENSE		45.00	18
JENTECH SERVICES	23736		7,255.80		
MACH & EQUIP MAINT SERVICES		2256 5/25-6/6/18 INSTRUMENTATION AND ELECTRICAL SERVIC		204.00	18
		2256 5/25-6/6/18 INSTRUMENTATION AND ELECTRICAL SERVIC		4,590.00	18
		2256 5/25-6/6/18 INSTRUMENTATION AND ELECTRICAL SERVIC		2,461.80	18
JHS CONSULTING, LLC	23737		975.00		
CONTRUCTION-DESIGN		2016027 4/18 T.O.2016-02 CIP FINANCIAL ASSISTANCE		975.00	20

SILICON VALLEY CLEAN WATER  
WARRANT REGISTER  
06/15/18

PAGE 10351

NAME	WARRANT NUMBER	INVOICE #/DESCRIPTION	AMOUNT	DETAIL	FUND
KENNEDY/JENKS CONSULTANTS, INC CONST.-ADMIN. & LEGAL	23738		45,977.77		
		121938 3/31-4/27/18 T.O.2017-09 TUNNEL & GRAV PL-PRG D		23,252.77	20
		121981 3/31-4/27/18 T.O.2017-13 RESCU PROJ		4,545.00	20
		121981 3/31-4/27/18 T.O.2017-13 RESCU PROJ		4,545.00	20
		121981 3/31-4/27/18 T.O.2017-13 RESCU PROJ		4,545.00	20
		121981 3/31-4/27/18 T.O.2017-13 RESCU PROJ		4,545.00	20
		121981 3/31-4/27/18 T.O.2017-13 RESCU PROJ		4,545.00	20
KRAMER WORKPLACE INVESTIGATION PROFESSIONAL SERVICES	23739		2,094.50		
		6042018 4/23-5/7/18 PERSONNEL INVESTIGATION		2,094.50	18
KUMAR, RAJNESH TRAINING	23740		215.28		
		6152018 REIM-6/6/18 MEAL EXPENSE - ADVANCED LEADERSHIP		23.00	18
		6152018B REIM-6/4-6/6/18 MILEAGE EXPENSE - ADVANCED LE		122.63	18
		6152018C REIM-5/23-5/25/18 MILEAGE EXPENSE-PLANNING&SC		69.65	18
LIEBERT CASSIDY WHITMORE PROFESSIONAL SERVICES	23741		2,255.94		
		1459180 THRU 4/30/18 D.A. HALL MGMT PAY PERS APPEAL		1,605.64	18
		1459181 THRU 4/30/18 APPEAL OF CALPERS DETERMINATION R		650.30	18
MADCO WELDING SUPPLY CO RENTAL/LEASES	23742		90.00		
		3080 3/12/18 CYLINDER RENTAL		90.00	18
MAILFINANCE INC SMALL TOOLS	23743		321.08		
		N7150233 5/14-8/13/18 NEW FOLDER LEASE QTLY		321.08	18

SILICON VALLEY CLEAN WATER  
WARRANT REGISTER  
06/15/18

PAGE 10352

NAME	WARRANT NUMBER	INVOICE #/DESCRIPTION	AMOUNT	DETAIL	FUND
MARINA MECHANICAL	23744		20,339.00		
MACH & EQUIP MAINT SERVICES		91503 4/4/18 MAINTENANCE LABOR AND PARTS		2,803.25	18
		9267A 8/2017 MAINTENANCE AGREEMENT ID#1218-INSPECTION		2,240.25	18
		9267B 9/2017 MAINTENANCE AGREEMENT		1,622.25	18
		9267C 10/2017 MAINTENANCE AGREEMENT		3,167.25	18
		9267D 11/2017 MAINTENANCE AGREEMENT		2,703.75	18
		9880 5/2018 MAINTENANCE AGREEMENT		7,802.25	18
MATTHEW BENDER & CO INC	23745		288.88		
SUPPLIES		2331322 AMERICAN W/ DISABILITIES ACT RELEASE#45		288.88	18
MENLO PARK, CITY OF	23746		201.47		
UTILITIES		529201835494 4/26-5/25/18 MPFS WATER SERVICE		201.47	18
NAVIA BENEFIT SOLUTIONS	23747		191.10		
ADMINISTRATIVE EXPENSES		10141124 5/2018 PARTICIPANT FEE		191.10	18
NEWARK ELEMENT14	23748		20.86		
MACH & EQUIP MAINT SERVICES		30376563 QTY 24 FUSE CARTRIDGES		10.42	18
		30376563 QTY 24 FUSE CARTRIDGES		10.44	18
OTIS ELEVATOR COMPANY	23749		880.93		
MACH & EQUIP MAINT SERVICES		SJ16496001 4/6/18 TROUBLESHOOT ELEVATOR		880.93	18
PACE SUPPLY CORP	23750		272.21		
MACHINERY AND EQUIP MAINT MATE		94540202 PLUMBING SUPPLIES		6.07	18
MISCELLANEOUS		94540202 PLUMBING SUPPLIES		18.20	18
		94540202 PLUMBING SUPPLIES		72.85	18
MACHINERY AND EQUIP MAINT MATE		94553767 PLUMBING SUPPLIES		175.09	18

SILICON VALLEY CLEAN WATER  
WARRANT REGISTER  
06/15/18

PAGE 10353

NAME	WARRANT NUMBER	INVOICE #/DESCRIPTION	AMOUNT	DETAIL	FUND
PACIFIC GAS AND ELECTRIC COMPA UTILITIES	23751		85,939.62		
		529201883066 4/26-5/24/18 PLANT ELECTRIC		72,175.02	18
		530201826195 3/22-4/23/18 MPPS ELECTRIC		4,160.76	18
		531201803894 4/25-5/23/18 RCPS LYNGSO ELECTRIC		16.18	18
		531201843834 4/25-5/23/18 RCPS ELECTRIC		8,912.04	18
		604201865919 4/30-5/31/18 GEG GAS		675.62	18
PACIFIC OFFICE AUTOMATION CONST.-ADMIN. & LEGAL	23752		624.23		
		68369710 5/5-6/4/18 CONDOR TRAILER PRINTER/PROJECTOR R		124.84	20
		68369710 5/5-6/4/18 CONDOR TRAILER PRINTER/PROJECTOR R		124.84	20
		68369710 5/5-6/4/18 CONDOR TRAILER PRINTER/PROJECTOR R		124.85	20
		68369710 5/5-6/4/18 CONDOR TRAILER PRINTER/PROJECTOR R		124.85	20
		68369710 5/5-6/4/18 CONDOR TRAILER PRINTER/PROJECTOR R		124.85	20
PAPE MATERIAL HANDLING INC. MACH & EQUIP MAINT SERVICES	23753		747.30		
		10160836 5/16/18 FORKLIFT SERVICE		636.00	18
		10160836 5/16/18 FORKLIFT SERVICE		111.30	18
PENINSULA BATTERY, INC. MACHINERY AND EQUIP MAINT MATE	23754		116.15		
		125580 QTY 4 BATTERIES		116.15	18
PERKINELMER HEALTH SCIENCES IN SUPPLIES	23755		383.04		
		5304009068 QTY 1 26 MULTI ELEMENT STD PURE PLUS 125		336.04	18
		5304009068 QTY 1 26 MULTI ELEMENT STD PURE PLUS 125		47.00	18

SILICON VALLEY CLEAN WATER  
WARRANT REGISTER  
06/15/18

PAGE 10354

NAME	WARRANT NUMBER	INVOICE #/DESCRIPTION	AMOUNT	DETAIL	FUND
PETTY CASH - SILICON VALLEY CL	23756		408.52		
OFFICE SUPPLIES		6152018 PETTY CASH DISBURSEMENTS		84.51	18
SUPPLIES		6152018 PETTY CASH DISBURSEMENTS		105.05	18
MEMB. & MEET.		6152018 PETTY CASH DISBURSEMENTS		9.75	18
TRAINING		6152018 PETTY CASH DISBURSEMENTS		71.98	18
MACHINERY AND EQUIP MAINT MATE		6152018 PETTY CASH DISBURSEMENTS		8.63	18
MEMB. & MEET.		6152018 PETTY CASH DISBURSEMENTS		38.92	18
SMALL TOOLS		6152018 PETTY CASH DISBURSEMENTS		10.89	18
OFFICE SUPPLIES		6152018 PETTY CASH DISBURSEMENTS		3.10	18
TRAINING		6152018 PETTY CASH DISBURSEMENTS		75.69	18
PRE EMPLOYMENT, INC.	23757		69.50		
PROFESSIONAL SERVICES		33222 BACKGROUND CHECK - CHRISTOPHER HUFFMAN (ENGINEERI		69.50	18
PSC INDUSTRIAL OUTSOURCING, LP	23758		37,931.62		
CONTRACT SERV. (NON-MAINT.)		1221232247 05/2018 PLANT MIDWELL CLEANING		37,931.62	18
R & B COMPANY	23759		648.49		
MISCELLANEOUS		S1695139001 PLUMBING SUPPLIES		483.60	18
MACHINERY AND EQUIP MAINT MATE		S1739639001 PLUMBING SUPPLIES		95.03	18
		S1739639001 PLUMBING SUPPLIES		19.66	18
		S1739639001 PLUMBING SUPPLIES		50.20	18
RECOLOGY SAN MATEO COUNTY	23760		110.94		
UTILITIES		30103089 3/28-8/31/18 GREENDALE RESIDENTIAL WASTE		110.94	18
RED WING SHOE STORE	23761		260.00		
SUPPLIES		20180531014667 5/30/18 SAFETY SHOES - CHANDLER, MICHAEL		260.00	18



SILICON VALLEY CLEAN WATER  
WARRANT REGISTER  
06/15/18

PAGE 10355

NAME	WARRANT NUMBER	INVOICE #/DESCRIPTION	AMOUNT	DETAIL	FUND
REDWOOD CITY, CITY OF - WATER UTILITIES	23762	528201806774 4/28-5/28/18 RCPS WATER SERVICE	4,036.43	54.66	18
		528201819903 4/28-5/28/18 1406 WATER, SEWER, GARBAGE S		231.39	18
		528201819929 4/28-5/28/18 1406 FIRE SERVICE		97.44	18
		528201886984 4/28-5/28/18 PLANT WATER, GARBAGE SERVICE		3,652.94	18
ROCKWELL SOLUTIONS MISCELLANEOUS	23763	1869 QTY 1 PEDESTAL PUMP	13,905.70	13,905.70	18
SABAH INTERNATIONAL INC MACH & EQUIP MAINT SERVICES	23764	134562 7/1/17-5/6/18 SUPPLEMENTAL FIRE ALARM SERVICES	878.85	533.75	18
		134563 7/1/17-5/6/18 SUPPLEMENTAL SUPPRESSION & DETECT		345.10	18
SAFETY COMPLIANCE MANAGEMENT I TRAINING	23765	9089 5/16/18 TRAINING - HAZARD COMMUNICATION & WASTE M	790.00	790.00	18
SAMCLAR CONST.-ADMIN. & LEGAL	23766	217411 3/26/18 DELIVERY & INSTALLATION OF NEW OFFICE F	1,511.63	1,511.63	14
SAMPLE TRAPS, LLC SUPPLIES	23767	1201207980 QTY 8 ECONO-POLY BOTTLES	352.35	352.35	18
SAN MATEO COUNTY MOSQUITO AND CONTRACT SERV. (NON-MAINT.)	23768	SM1800049 4/30/18 MOSQUITO AND VECTOR CONTROL	186.49	186.49	18
SANDUL, DUANE PROFESSIONAL SERVICES	23769	5SVCW2018 05/2018 PROFESSIONAL SERVICES	1,700.00	1,700.00	18
SILICON VALLEY CLEAN WATER (EE SUPPLIES	23770	6152018 7/18 COMPENSATION - EMPLOYEE ANNIVERSARY	150.00	150.00	18

SILICON VALLEY CLEAN WATER  
WARRANT REGISTER  
06/15/18

PAGE 10356

NAME	WARRANT NUMBER	INVOICE #/DESCRIPTION	AMOUNT	DETAIL	FUND
SILICON VALLEY CLEAN WATER (SA ADMINISTRATIVE EXPENSES	23771	6152018 6/18 SAFETY INCENTIVE	2,050.00	2,050.00	18
SOLAR-KLEAN LLC CONTRACT SERV. (NON-MAINT.)	23772	1985 5/19/18 SERVICE - COMMERCIAL WINDOW WASH OUTSIDE	6,422.60	6,422.60	18
STATE WATER RESOURCES CONTROL MISCELLANEOUS INTEREST EXPENSES	23773	6152018 6/30/18 SRF DEBT SERVICE PAYMENT ADMIN BUILDIN 6152018B 6/30/18 SRF DEBT SERVICE ADMIN BUILDING PAYME	742,501.64 492,424.49 250,077.15		20 20
STATE WATER RESOURCES CONTROL TRAINING	23774	6012018BUENROSTRO SWRCB DANIEL BUENROSTRO RENEWAL CERT	150.00	150.00	18
STEVEN ENGINEERING INC. MACHINERY AND EQUIP MAINT MATE	23775	249761001 VARIOUS PHOENIX PARTS 249761001 VARIOUS PHOENIX PARTS 249761002 VARIOUS PHOENIX PARTS 249761002 VARIOUS PHOENIX PARTS	2,234.18 46.11 404.68 1,334.47 448.92		18 18 18 18
SYNAGRO TECHNOLOGIES INC CONTRACT SERV. (NON-MAINT.)	23776	3103437 4/18 BIOSOLIDS HAULING	34,709.23	34,709.23	18
TANNER PACIFIC, INC. CONST.-ADMIN. & LEGAL	23777	218067 5/18 T.O.2017-10 FOP - STAGE1, QA & P6 218067 5/18 T.O.2017-10 FOP - STAGE1, QA & P6 218067 5/18 T.O.2017-10 FOP - STAGE1, QA & P6 218067 5/18 T.O.2017-10 FOP - STAGE1, QA & P6	298,942.00 30,699.65 30,699.64 30,699.65 30,699.64		20 20 20 20
CONSTRUCTION-CONSTRUCTION MGMT CONSTRUCTION-DESIGN		218068 4/15-5/31/18 T.O.2017-08 GRAVITY PIPELINE 218069 4/28-5/31/18 T.O.2017-07 CONSTRUCTION MGMT - VA	57,929.24 118,214.18		20 20
THATCHER COMPANY OF CALIFORNIA CHEMICAL SUPPLIES	23778	251407 5/25/18 44880 LB TRIOXYN	7,857.93	7,857.93	18

SILICON VALLEY CLEAN WATER  
WARRANT REGISTER  
06/15/18

PAGE 10357

NAME	WARRANT NUMBER	INVOICE #/DESCRIPTION	AMOUNT	DETAIL	FUND
THE OFFICE CITY OFFICE SUPPLIES SUPPLIES	23779	1506172 OFFICE SUPPLIES 1506714 OFFICE SUPPLIES	188.05	70.64 117.41	18 18
THOMAS FISH CO. SUPPLIES	23780	22680 QTY 110 RAINBOW TROUT FISHES	125.00	125.00	18

SILICON VALLEY CLEAN WATER  
WARRANT REGISTER  
06/15/18

PAGE 10358

NAME	WARRANT NUMBER	INVOICE #/DESCRIPTION	AMOUNT	DETAIL	FUND
U.S. BANK CORPORATE PAYMENT SY	23781		8,208.04		
SUPPLIES		5222018BB1 4/24/18 MS 0365 MANUAL FOR IT; BARNES & NOB	80.72	80.72	18
		5222018BB2 5/11/18 GOTO MEETING FOR ENG GROUP - GOTOME	1,044.00	1,044.00	18
		5222018BB3 5/14/18 MS PROJECT FOR BA - MICROSOFT	30.00	30.00	18
		5222018BB4 5/14/18 0365 LICENSE - MICROSOFT	76.27	76.27	18
		5222018BB5 5/14/18 0365 PRODUCT LICENSE - MICROSOFT	180.00	180.00	18
		5222018DC1 4/26/18 FUEL EXPENSE - AUTO PRIDE	25.99	25.99	18
		5222018DC2 5/9/18 OFFICE SUPPLIES - AMAZON MKTPLACE	22.21	22.21	18
		5222018DC3 5/18/18 FUEL EXPENSE - LOVE S	112.25	112.25	18
		5222018DC4 5/21/18 FUEL EXPENSE - MAVERIK	90.00	90.00	18
		5222018DC5 5/21/18 FUEL EXPENSE - MAVERIK	45.00	45.00	18
		5222018DL1 5/1/18 QTY 1 H MILLER AERON CHAIR SEAT BOLTS	10.33	10.33	18
		5222018DL2 5/10/18 QTY 2 BEACON360 GO LED AREA LIGHT F	864.78	864.78	18
		5222018DL3 5/19/18 QTY 1 TUBING FOR CONFINED SPACE ENT	982.98	982.98	18
CONF. & TRAV.		5222018EM1 4/22/18 CREDIT FOR ADDED IN ERROR 2018 CPEA	-217.91	-217.91	18
PROFESSIONAL SERVICES		5222018EM2 4/25/18 PURCHASE ERROR - PENNINSULA DEBRIS	420.00	420.00	18
		5222018EM3 4/26/18 CREDIT FOR PURCHASE ERROR - PENNINS	-420.00	-420.00	18
CONSTRUCTION-CONTRACTOR		5222018EM4 4/26/18 AIRFARE FOR SAN FILIPPO, VALVE INSP	315.96	315.96	14
RENTAL/LEASES		5222018EM5 5/1/18 PLANTE RENTAL FOR RCPS 3/8-4/4/18 -	229.60	229.60	18
TRAINING		5222018EM6 5/2/18 REGISTRATION, 2EE'S SUPERVISOR SAFET	86.08	86.08	18
		5222018EM7 5/2/18 REGISTRATION, 7EE'S SUPERVISOR SAFET	301.28	301.28	18
		5222018EM8 5/10/18 REGISTRATION, KUMAR, MTNC PLANNING&	1,275.00	1,275.00	18
		5222018EM9 5/17/18 REGISTRATION, 4EE'S MTNC PLANNING&S	499.00	499.00	18
		5222018EM9 5/17/18 REGISTRATION, 4EE'S MTNC PLANNING&S	499.00	499.00	18
		5222018EM9 5/17/18 REGISTRATION, 4EE'S MTNC PLANNING&S	998.00	998.00	18
SUPPLIES		5222018IS1 4/25/18 NOTARY OATH - SAN MATEO COUNTY RECO	42.00	42.00	18
SMALL TOOLS		5222018JD1 4/26/18 QTY 1 BUTTON CELL BATTERY - AMAZON	11.94	11.94	18
SUPPLIES		5222018JD2 4/26/18 OFFICE SUPPLIES - AMAZON	230.47	230.47	18
		5222018JF1 5/3/18 BUSINESS LUNCHEON, SR ECI PANEL INTE	101.97	101.97	18
		5222018JF2 5/17/18 SVCW CARDS FOR EMPLOYEES - THE GALL	236.12	236.12	18
CONF. & TRAV.		5222018MA1 4/23/18 PARKING FEE - ABM PARKING MILLS	35.00	35.00	18

SILICON VALLEY CLEAN WATER  
WARRANT REGISTER  
06/15/18

PAGE 10359

NAME	WARRANT NUMBER	INVOICE #/DESCRIPTION	AMOUNT	DETAIL	FUND
U.S. BANK CORPORATE PAYMENT SY	23782		2,515.61		
CONF. & TRAV.		5222018MA2 5/9/18 TOLL CHARGES - FASTRAK		165.00	18
		5222018MA3 5/11/18 REGISTRATION, BOND BUYERS CONFERENC		120.00	18
		5222018MA4 5/16/18 BUSINESS LUNCHEON, COGSDALE PLANNIN		135.35	18
MACH & EQUIP MAINT SERVICES		5222018MH1 5/12/18 COMPANY VEHICLE CAR WASH - PRIME SH		10.00	18
SUPPLIES		5222018RH1 5/1/18 HAZARDOUS WASTE LABELS - EMEDCO		158.26	18
MEMB. & MEET.		5222018RH2 5/3/18 CWEA MEMBERSHIP FOR TIFFANY ISHAYA -		180.00	18
TRAINING		5222018RH3 5/10/18 AIRFARE FOR DEVONYO TRAINING - AMER		243.30	18
		5222018RH4 5/10/18 AIRFARE FOR DEVONYO B TRAINING - UN		378.20	18
		5222018RH5 5/11/18 EXPEDIA BOOKING FEE - EXPEDIA		5.45	18
SUPPLIES		5222018TH1 4/28/18 CLOUD STORAGE - APPLE ITUNES		0.99	18
		5222018VV1 4/27/18 BUSINESS CARDS FOR MTNC SUPERVISOR		40.88	18
CONST.-ADMIN. & LEGAL		5222018VV2 5/1/18 LUNCH MEETING FOR RESCU FOP PLC REDU		160.59	20
SUPPLIES		5222018VV3 5/11/18 SUBMITTAL OF NOE FOR WWTP PROJECT -		50.00	18
		5222018VV4 5/11/18 PARKING FEE - SMC PUBLIC WORKS PARK		1.00	18
MEMB. & MEET.		5222018VV5 5/13/18 MEMBERSHIP ENGINEERING PM-SOCIETY F		156.00	18
CONST.-ADMIN. & LEGAL		5222018VV6 5/18/18 CONFERENCE REGISTRATION FOR GRAV PL		700.00	20
MEMB. & MEET.		5222018EM10 5/17/18 MEMBERSHIP RENEWAL, J KEMP TCP CER		255.00	18
TRAINING		5222018EM10 5/17/18 MEMBERSHIP RENEWAL, J KEMP TCP CER		95.00	18
MISCELLANEOUS		5222018DL1TAX SALES TAX LIABILITY		-0.83	18
		5222018DL2TAX SALES TAX LIABILITY		-68.78	18
		5222018DL3TAX SALES TAX LIABILITY		-73.41	18
		5222018JD1TAX SALES TAX LIABILITY		-0.96	18
		5222018JD2TAX SALES TAX LIABILITY		-6.51	18
		5222018JD3TAX SALES TAX LIABILITY		-3.25	18
		5222018JD4TAX SALES TAX LIABILITY		-23.52	18
		5222018JD6TAX SALES TAX LIABILITY		-17.85	18
		5222018JD7TAX SALES TAX LIABILITY		-112.04	18
		5222018JF2TAX SALES TAX LIABILITY		-17.01	18
		5222018SS2TAX SALES TAX LIABILITY		-53.74	18
SUPPLIES		5222018DM1 4/26/18 QTY 50 BOTTLES WATER, QTY 1 STARBUC		38.49	18

## SILICON VALLEY CLEAN WATER

## WARRANT REGISTER

06/15/18

PAGE 10360

NAME	WARRANT NUMBER	INVOICE #/DESCRIPTION	AMOUNT	DETAIL	FUND
U.S. BANK CORPORATE PAYMENT SY	23783		9,135.39		
SUPPLIES		5222018DM1 4/26/18 QTY 50 BOTTLES WATER, QTY 1 STARBUC		384.50	18
MACHINERY AND EQUIP MAINT MATE		5222018DM2 4/30/18 QTY 1 TSURUMI SUBMERSIBLE - AMERICA		1,656.92	18
SUPPLIES		5222018DM2 4/30/18 QTY 1 TSURUMI SUBMERSIBLE - AMERICA		148.22	18
		5222018DM3 4/30/18 VARIOUS REPAIR PARTS - HOME DEPOT		130.41	18
MACHINERY AND EQUIP MAINT MATE		5222018DM4 5/4/18 QTY 1 SINGLE PHASE VAC - PTS INDUSTR		232.39	18
SUPPLIES		5222018DM4 5/4/18 QTY 1 SINGLE PHASE VAC - PTS INDUSTR		16.90	18
		5222018DM5 5/7/18 VARIOUS REPAIR PARTS - HOME DEPOT		531.05	18
		5222018DM6 5/15/18 VARIOUS REPAIR PARTS - HOME DEPOT		117.12	18
SMALL TOOLS		5222018DM7&9 5/16/18 VARIOUS REPAIR PARTS - HOME DEPOT		107.66	18
MISCELLANEOUS		5222018DM8 5/16/18 VARIOUS REPAIR PARTS - HOME DEPOT		16.21	18
SUPPLIES		5222018JD3 4/26/18 QTY 1 DURACELL 1.5V BUTTON CELL BAT		40.39	18
MACHINERY AND EQUIP MAINT MATE		5222018JD4 4/30/18 QTY 3 CURRENT XDUCER - VERIS		304.17	18
		5222018JD5 5/1/18 QTY 12 PHILIPS 14W CFL SCREW IN LAMP		202.92	18
		5222018JD6 5/8/18 QTY 10 LITHONIA BATTERY EMERGENCY LI		221.85	18
		5222018JD6 5/8/18 QTY 10 LITHONIA BATTERY EMERGENCY LI		10.28	18
		5222018JD7 5/16/18 QTY 1 MOUNT PSI GAUGE SEALS - H O		15.95	18
		5222018JD7 5/16/18 QTY 1 MOUNT PSI GAUGE SEALS - H O		1,392.54	18
SUPPLIES		5222018SS1 4/26/18 PENINSULA DEBRIS BOX SERVICE-PENINS		420.00	18
		5222018SS2 5/3/18 QTY 16 REFLECTORS, QTY 2 RED REFLECT		47.50	18
		5222018SS2 5/3/18 QTY 16 REFLECTORS, QTY 2 RED REFLECT		667.83	18
CONTRACT SERV. (NON-MAINT.)		5222018SS3 5/3/18 QTY 1 APPLIANCE REPAIR - CANNON APPL		125.00	18
SUPPLIES		5222018SS4 5/6/18 DEBRIS BOX SERVICE - PENINSULA BOX		60.80	18
		5222018SS5 5/10/18 VARIOUS REPAIR PARTS - HOME DEPOT		176.35	18
		5222018SS6 5/15/18 QTY 1 CLASSIC DISHWASHER - MIELE		1,834.28	18
MACH & EQUIP MAINT SERVICES		5222018SS7 5/15/18 QTY 1 AUTO MAINTENANCE SERVICE - BO		263.15	18
		5222018SS8 5/15/18 FUEL EXPENSE - AARTI PETROLEUM		11.00	18
U.S. HEALTHWORKS MEDICAL GROUP	23784		135.00		
PROFESSIONAL SERVICES		3331916CA 5/17/18 PRE-EMPLOYMENT PHYSICAL - C HUFFMAN		135.00	18

SILICON VALLEY CLEAN WATER  
WARRANT REGISTER  
06/15/18

PAGE 10361

NAME	WARRANT NUMBER	INVOICE #/DESCRIPTION	AMOUNT	DETAIL	FUND
UNIVAR USA INC.	23785		14,721.45		
CHEMICAL SUPPLIES		SJ881083 5/23/18 3998 GAL SOD HYPO		2,121.84	18
		SJ881545 5/25/18 4409.37 GAL BISULFITE		6,233.76	18
		SJ881777 5/27/18 3999 GAL SOD HYPO		2,122.32	18
		SJ882536 6/1/18 3996 GAL SOD HYPO		2,120.68	18
		SJ883302 6/6/18 4000 GAL SOD HYPO		2,122.85	18
VERIZON WIRELESS	23786		10.02		
UTILITIES		9807840287 4/24-5/23/18 VERIZON SERVICE		10.02	18
WEST YOST ASSOCIATES	23787		9,315.00		
CONST.-ADMIN. & LEGAL		2035024 3/10-4/6/18 T.O.2016-03 SRF FINANCIAL SVCS		8,415.00	20
CONSTRUCTION-DESIGN		2035206 4/7-5/4/18 T.O.2014-03 54" FM REPLACEMENT		900.00	20
WESTERN ENERGY SYSTEMS	23788		12,814.36		
MACH & EQUIP MAINT SERVICES		3880505 04/18 LTSA SERVICE AGREEMENT UNIT 1		6,394.21	18
		3880506 04/18 LTSA SERVICE AGREEMENT UNIT 2		6,420.15	18
WRA ENVIRONMENTAL CONSULTANTS	23789		28,962.22		
CONSTRUCTION-DESIGN		201712132350 3/18 T.O.2017-01 LANDSCAPE IMPOUNDMENT IM		4,189.75	20
		201712232676 4/18 T.O.2017-02 RESCU PROGRAM		955.21	20
		201712232676 4/18 T.O.2017-02 RESCU PROGRAM		477.60	20
		201712232676 4/18 T.O.2017-02 RESCU PROGRAM		318.40	20
		201712232676 4/18 T.O.2017-02 RESCU PROGRAM		1,910.41	20
		201712232676 4/18 T.O.2017-02 RESCU PROGRAM		1,114.41	20
		201712232676 4/18 T.O.2017-02 RESCU PROGRAM		159.20	20
		201712232676 4/18 T.O.2017-02 RESCU PROGRAM		8,596.85	20
		201712232676 4/18 T.O.2017-02 RESCU PROGRAM		636.80	20
		201712232676 4/18 T.O.2017-02 RESCU PROGRAM		1,751.21	20
		201712332351 3/18 T.O.2017-03 TUNNEL & GRAVITY PIPELIN		5,866.40	20
		201712332677 4/18 T.O.2017-03 TUNNEL & GRAVITY PIPELIN		2,985.98	20

SILICON VALLEY CLEAN WATER  
WARRANT REGISTER  
06/15/18

PAGE 10362

NAME	WARRANT NUMBER	INVOICE #/DESCRIPTION	AMOUNT	DETAIL	FUND
WREGIS UTILITIES	23790		153.31		
		WR2555 4/10/17-5/9/18 WECC WESTERN ELECTRICITY COORDIN		3.29	18
		WR2919 4/10/17-5/9/18 WECC WESTERN ELECTRICITY COORDIN		2.88	18
		WR3265 4/10/17-5/9/18 WECC WESTERN ELECTRICITY COORDIN		2.92	18
		WR4300 4/10/17-5/9/18 WECC WESTERN ELECTRICITY COORDIN		2.88	18
		WR4660 4/10/17-5/9/18 WECC WESTERN ELECTRICITY COORDIN		2.75	18
		WR5028 4/10/17-5/9/18 WECC WESTERN ELECTRICITY COORDIN		2.75	18
		WR5405 4/10/17-5/9/18 WECC WESTERN ELECTRICITY COORDIN		126.91	18
		WR5778 4/10/17-5/9/18 WECC WESTERN ELECTRICITY COORDIN		2.89	18
		WR6156 4/10/17-5/9/18 WECC WESTERN ELECTRICITY COORDIN		3.15	18
		WRINV176 4/10/17-5/9/18 WECC WESTERN ELECTRICITY COOR		2.89	18
			3,029.90		
XEROX CORPORATION	23791				
RENTAL/LEASES					
		93202176 5/1-5/30/18 XEROX LEASE		265.39	18
		93431898 6/18 XEROX LEASE		247.99	18
		93431899 6/18 XEROX LEASE		318.17	18
		93431900 6/18 XEROX LEASE		274.61	18
		93431901 6/18 XEROX LEASE		579.58	18
		93431902 6/18 XEROX LEASE		964.74	18
		93431903 6/18 XEROX LEASE		379.42	18

TOTAL \$1,659,465.56



NAME	FUND	AMOUNT
RETIREE HEALTH INSUR. FD.	12	25,321.64
TOTAL FOR APPROVAL		\$25,321.64

THIS IS TO CERTIFY THAT THE CLAIMS LISTED ON PAGES NUMBERED FROM 10364 THROUGH 10368 INCLUSIVE, AND/OR CLAIMS NUMBERED FROM 23792 THROUGH 23830 INCLUSIVE, TOTALING IN THE AMOUNT OF \$25,321.64, HAVE BEEN CHECKED IN DETAIL AND APPROVED BY THE PROPER OFFICIALS, AND IN MY OPINION REPRESENT FAIR AND JUST CHARGES AGAINST THE AUTHORITY IN ACCORDANCE WITH THEIR RESPECTIVE AMOUNTS AS INDICATED THEREON.


RESPECTFULLY SUBMITTED,

  
DEPUTY TREASURER

6/25/18  
DATE



6/27/2018

  
06272018

SILICON VALLEY CLEAN WATER  
W A R R A N T R E G I S T E R  
06/28/18

PAGE 10364

NAME	WARRANT NUMBER	INVOICE #/DESCRIPTION	AMOUNT	DETAIL	FUND
CHANDLER, DAVE MISCELLANEOUS	23792	618 07/18 RETIREE HEALTH PREMIUM REFUND	1,426.72	1,426.72	12
FLAHERTY, LISA M. MISCELLANEOUS	23793	618 07/18 RETIREE HEALTH PREMIUM REFUND	841.83	841.83	12
LEACH, PRESTON L. MISCELLANEOUS	23794	618 07/18 RETIREE HEALTH PREMIUM REFUND	183.34	183.34	12
SCHIECHL, WARREN MISCELLANEOUS	23795	618 07/18 RETIREE HEALTH PREMIUM REFUND	197.76	197.76	12
WALSH, WALTER MISCELLANEOUS	23796	618 07/18 RETIREE HEALTH PREMIUM REFUND	197.76	197.76	12
WIDGER, RICHARD MISCELLANEOUS	23797	618 07/18 RETIREE HEALTH PREMIUM REFUND	1,426.72	1,426.72	12
BAKER, ANDREW MISCELLANEOUS	23798	618 07/18 RETIREE HEALTH PREMIUM REFUND	1,189.90	1,189.90	12
BEWLEY, JAMES B. MISCELLANEOUS	23799	618 07/18 RETIREE HEALTH PREMIUM REFUND	499.68	499.68	12
BOVE, LEONARD F. MISCELLANEOUS	23800	618 07/18 RETIREE HEALTH PREMIUM REFUND	646.86	646.86	12
BRUEMMER, LINDA MISCELLANEOUS	23801	618 07/18 RETIREE HEALTH PREMIUM REFUND	183.34	183.34	12
BUENROSTRO, BENJAMIN MISCELLANEOUS	23802	618 07/18 RETIREE HEALTH PREMIUM REFUND	1,426.72	1,426.72	12

SILICON VALLEY CLEAN WATER  
WARRANT REGISTER  
06/28/18

PAGE 10365

NAME	WARRANT NUMBER	INVOICE #/DESCRIPTION	AMOUNT	DETAIL	FUND
BUSCH, JOSEPH A. MISCELLANEOUS	23803	618 07/18 RETIREE HEALTH PREMIUM REFUND	183.34	183.34	12
CHAPMAN, ROBERT G MISCELLANEOUS	23804	618 07/18 RETIREE HEALTH PREMIUM REFUND	963.20	963.20	12
DIAZ, CLARA L. MISCELLANEOUS	23805	618 07/18 RETIREE HEALTH PREMIUM REFUND	249.30	249.30	12
DONALDSON, ROBERT M. MISCELLANEOUS	23806	618 07/18 RETIREE HEALTH PREMIUM REFUND	646.86	646.86	12
PAZIO, MICHAEL MISCELLANEOUS	23807	618 07/18 RETIREE HEALTH PREMIUM REFUND	183.34	183.34	12
FORD, LARENCE MISCELLANEOUS	23808	618 07/18 RETIREE HEALTH PREMIUM REFUND	499.68	499.68	12
GERKE, FRED MISCELLANEOUS	23809	618 07/18 RETIREE HEALTH PREMIUM REFUND	646.86	646.86	12
GROSSO, LORNA MISCELLANEOUS	23810	618 07/18 RETIREE HEALTH PREMIUM REFUND	183.34	183.34	12
HALL, DAVID A. MISCELLANEOUS	23811	618 07/18 RETIREE HEALTH PREMIUM REFUND	1,736.35	1,736.35	12
HERNANDEZ, JOHN M. MISCELLANEOUS	23812	618 07/18 RETIREE HEALTH PREMIUM REFUND	499.68	499.68	12
JONES, LORINE MISCELLANEOUS	23813	618 07/18 RETIREE HEALTH PREMIUM REFUND	1,426.72	1,426.72	12

SILICON VALLEY CLEAN WATER  
W A R R A N T R E G I S T E R  
06/28/18

PAGE 10366

NAME	WARRANT NUMBER	INVOICE #/DESCRIPTION	AMOUNT	DETAIL	FUND
JONES, REGGIE H. MISCELLANEOUS	23814	618 07/18 RETIREE HEALTH PREMIUM REFUND	197.76	197.76	12
KAUFMAN, KENNETH J MISCELLANEOUS	23815	618 07/18 RETIREE HEALTH PREMIUM REFUND	183.34	183.34	12
KELLY, DIANE L. MISCELLANEOUS	23816	618 07/18 RETIREE HEALTH PREMIUM REFUND	558.94	558.94	12
KERTZ, FELIX J. MISCELLANEOUS	23817	618 07/18 RETIREE HEALTH PREMIUM REFUND	183.34	183.34	12
KLOKKE, KARL W. MISCELLANEOUS	23818	618 07/18 RETIREE HEALTH PREMIUM REFUND	558.94	558.94	12
MA, PO KUI MISCELLANEOUS	23819	618 07/18 RETIREE HEALTH PREMIUM REFUND	499.68	499.68	12
MURRAY, GENE RODGER MISCELLANEOUS	23820	618 07/18 RETIREE HEALTH PREMIUM REFUND	874.42	874.42	12
POSCH, MICHAEL A. MISCELLANEOUS	23821	618 07/18 RETIREE HEALTH PREMIUM REFUND	499.68	499.68	12
REEVES, DENNIS D. MISCELLANEOUS	23822	618 07/18 RETIREE HEALTH PREMIUM REFUND	499.68	499.68	12
REYES, CESAR V. MISCELLANEOUS	23823	618 07/18 RETIREE HEALTH PREMIUM REFUND	499.68	499.68	12
SMITH, JULIE MISCELLANEOUS	23824	618 07/18 RETIREE HEALTH PREMIUM REFUND	1,426.72	1,426.72	12

SILICON VALLEY CLEAN WATER  
WARRANT REGISTER  
06/28/18

PAGE 10367

NAME	WARRANT NUMBER	INVOICE #/DESCRIPTION	AMOUNT	DETAIL	FUND
SMITH, RAYMOND C. MISCELLANEOUS	23825	618 07/18 RETIREE HEALTH PREMIUM REFUND	528.52	528.52	12
STORMS, VERNON GARY MISCELLANEOUS	23826	618 07/18 RETIREE HEALTH PREMIUM REFUND	850.14	850.14	12
SUTER, KATHERINE J. MISCELLANEOUS	23827	618 07/18 RETIREE HEALTH PREMIUM REFUND	499.68	499.68	12
TAYLOR, TERRY M. MISCELLANEOUS	23828	618 07/18 RETIREE HEALTH PREMIUM REFUND	963.20	963.20	12
VON SEEBACH, NANCY MISCELLANEOUS	23829	618 07/18 RETIREE HEALTH PREMIUM REFUND	558.94	558.94	12
WOODSTOCK, CRAIG M. MISCELLANEOUS	23830	618 07/18 RETIREE HEALTH PREMIUM REFUND	499.68	499.68	12
TOTAL				\$25,321.64	

06-29-18

SILICON VALLEY CLEAN WATER  
WARRANT REGISTER  
FUND RECAP

PAGE 0391

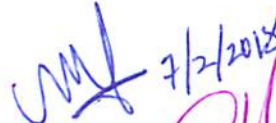

NAME	FUND	AMOUNT
CAPITAL IMPROVEMENT FUND	14	7,560.00
OPERATION	18	357,099.03
PLANT - CIP BOND	20	1,654,163.62
TOTAL FOR APPROVAL		\$2,018,822.65

THIS IS TO CERTIFY THAT THE CLAIMS LISTED ON PAGES NUMBERED FROM 10369 THROUGH 10391 INCLUSIVE, AND/OR CLAIMS NUMBERED FROM 23831 THROUGH 23940 INCLUSIVE, TOTALING IN THE AMOUNT OF \$2,018,822.65, HAVE BEEN CHECKED IN DETAIL AND APPROVED BY THE PROPER OFFICIALS, AND IN MY OPINION REPRESENT FAIR AND JUST CHARGES AGAINST THE AUTHORITY IN ACCORDANCE WITH THEIR RESPECTIVE AMOUNTS AS INDICATED THEREON.

RESPECTFULLY SUBMITTED,

  
DEPUTY TREASURER

6/29/18  
DATE

 7/2/2018  
  
07032018

SILICON VALLEY CLEAN WATER  
W A R R A N T R E G I S T E R  
06/29/18

PAGE 10369

NAME	WARRANT NUMBER	INVOICE #/DESCRIPTION	AMOUNT	DETAIL	FUND
AIR PRODUCTS GROUP INC	23831		1,224.20		
MISCELLANEOUS		99451 QTY 4 VERISORB MERV		191.40	18
SUPPLIES		99451 QTY 4 VERISORB MERV		41.00	18
MISCELLANEOUS		99451 QTY 4 VERISORB MERV		252.30	18
		99603 QTY 15 BOX FILTERS		343.65	18
		99603 QTY 15 BOX FILTERS		395.85	18
AKELA, ARVIND	23832		85.04		
CONF. & TRAV.		6292018 REIM-5/29/18 TRAVEL EXPENSE - FUEL FOR CWEA ME		40.04	18
UTILITIES		6292018B REIM-5/18 CELL PHONE EXPENSE		45.00	18
ALEJOS, SYLVIA	23833		260.00		
SUPPLIES		6292018 REIM-11/27/17&6/12/18 SAFETY SHOES		260.00	18
ALL INDUSTRIAL ELECTRIC SUPPLY	23834		2,137.84		
SUPPLIES		5185415 LIGHTING SUPPLIES		82.22	18
MACHINERY AND EQUIP MAINT MATE		5185659 LIGHTING SUPPLIES		1,076.73	18
SUPPLIES		5185873 LIGHTING SUPPLIES		78.85	18
MACHINERY AND EQUIP MAINT MATE		5185874 LIGHTING SUPPLIES		141.37	18
		5185874 LIGHTING SUPPLIES		141.38	18
		5186349 LIGHTING SUPPLIES		88.50	18
		5186349 LIGHTING SUPPLIES		88.50	18
		5186634 LIGHTING SUPPLIES		185.96	18
		5186634 LIGHTING SUPPLIES		185.97	18
		5186842 LIGHTING SUPPLIES		68.36	18
ALLIANT INSURANCE SERVICES, IN	23835		2,015.00		
ADMINISTRATIVE EXPENSES		843160 7/1/17-7/1/19 ACIP 2ND INSTALLMENT		2,015.00	18

SILICON VALLEY CLEAN WATER  
WARRANT REGISTER  
06/29/18

PAGE 10370

NAME	WARRANT NUMBER	INVOICE #/DESCRIPTION	AMOUNT	DETAIL	FUND
ALLIED IRON CO., INC.	23836		1,774.80		
MACHINERY AND EQUIP MAINT MATE		132714 QTY 2 1X1X1/8" SS304 ANGLE		408.90	18
		132717 QTY 1 1.25" PIPE SCH 40 SS316, QTY 2 1.25" SCH		535.05	18
MISCELLANEOUS		132717 QTY 1 1.25" PIPE SCH 40 SS316, QTY 2 1.25" SCH		830.85	18
ALPHA ANALYTICAL LABORATORIES	23837		2,005.00		
CONTRACT SERV. (NON-MAINT.)		8053007RPSVCW RWC LAB ANALYSIS		225.00	18
		8053007RPSVCW RWC LAB ANALYSIS		370.00	18
		8053313RPSVCW WBSD LAB ANALYSIS		10.00	18
		8053313RPSVCW WBSD LAB ANALYSIS		80.00	18
		8061228RPSVCW PLANT PERMIT LAB ANALYSIS		70.00	18
		8061229RPSVCW PLANT PERMIT LAB ANALYSIS		70.00	18
		8061243RPSVCW SAN CARLOS LAB ANALYSIS		110.00	18
		8061244RPSVCW PLANT PERMIT LAB ANALYSIS		70.00	18
		8061523RPSVCW SAN CARLOS LAB ANALYSIS		110.00	18
		8061607RPSVCW PLANT PERMIT LAB ANALYSIS		210.00	18
		8061668RPSVCW SAN CARLOS LAB ANALYSIS		90.00	18
		8061669RPSVCW PLANT PERMIT LAB ANALYSIS		70.00	18
		8061670RPSVCW PLANT PERMIT LAB ANALYSIS		55.00	18
		8061670RPSVCW PLANT PERMIT LAB ANALYSIS		15.00	18
		8061719RPSVCW WBSD LAB ANALYSIS		155.00	18
		8061720RPSVCW WBSD LAB ANALYSIS		155.00	18
		8061987RPSVCW PLANT PERMIT LAB ANALYSIS		70.00	18
		8062025RPSVCW PLANT PERMIT LAB ANALYSIS		70.00	18



SILICON VALLEY CLEAN WATER  
W A R R A N T R E G I S T E R  
06/29/18

PAGE 10371

NAME	WARRANT NUMBER	INVOICE #/DESCRIPTION	AMOUNT	DETAIL	FUND
AMAZON CAPITAL SERVICES, INC.	23838		5,238.71		
SUPPLIES		13GHKJVJXHRD QTY 1 MS WIRELESS COMFORT DESKTOP		48.73	18
		19YRC99N19WF QTY 1 OUTDOOR CEILING FAN		141.15	18
OFFICE SUPPLIES		1FYRN1QMDDWY QTY 1 ELECTRIC PAPER PUNCH, QTY 2 PRINTER		317.32	18
SUPPLIES		1H7HY9J37XHN QTY 1 STANDING DESK CHAIR		271.88	18
		1H7HY9J3JR9N QTY 1 WIRELESS KEYBOARD		36.49	18
		1HNLHPWKG4Y7 QTY 1 ADJUSTABLE STANDING DESK, QTY 1 ANT		554.63	18
		1HNLHPWKWDLR QTY 5 LIQUID HAND SOAP REFILL		108.70	18
		1KX3PHPW4MRC QTY 1 HEAVY-DUTY AIR CIRCULATOR FAN, QTY		145.94	18
		1LXPTKD7LR41 QTY 1 ERGONOMIC EXECUTIVE CHAIR		705.79	18
		1V6YGDQHM7VY QTY 1 REUSABLE CINCH STRAPS		15.08	18
		1XKPH6NJ9WM7 QTY 1 ELECTRIC ADJUSTABLE SIT STAND DESK		511.13	18
		1Y9NTGFW4N6H QTY 1 CONFINED SPACE SYSTEM 90' WINCH		2,082.62	18
MISCELLANEOUS		19YRC99N19WFTAX SALES TAX LIABILITY		-11.36	18
		1HNLHPWKWDLRTAX SALES TAX LIABILITY		-8.75	18
		1LXPTKD7LR41TAX SALES TAX LIABILITY		-56.79	18
		1W47W6CVHPFG QTY 4 CARHARTT HIGH VISIBILITY CLASS 3 WA		543.72	18
		1Y9NTGFW4N6HTAX SALES TAX LIABILITY		-167.57	18
AMERIGAS PROPANE LP	23839		102.20		
UTILITIES		3076819033A 3/21/18 PROPANE REFILL LATE FEE		36.00	18
		3079113484 5/29/18 PROPANE REFILL		66.20	18
APPLEONE EMPLOYMENT SERVICES	23840		2,615.35		
PROFESSIONAL SERVICES		14882406 W/E 6/2/18 TEMPORARY SERVICES - RECEPTION F L		922.08	18
		14894706 W/E 6/9/18 TEMPORARY SERVICES - RECEPTION F L		737.66	18
		14901713 W/E 6/16/18 TEMPORARY SERVICES - RECEPTION F		955.61	18

SILICON VALLEY CLEAN WATER  
WARRANT REGISTER  
06/29/18

PAGE 10372

NAME	WARRANT NUMBER	INVOICE #/DESCRIPTION	AMOUNT	DETAIL	FUND
AT&T	23841		332.48		
UTILITIES		607201801511 6/7-7/6/18 AT&T SERVICE BLPS		67.26	18
		607201815339 6/7-7/6/18 AT&T SERVICE RCPS		98.98	18
		607201824836 6/7-7/6/18 AT&T SERVICE SCPS		98.98	18
		607201896059 6/7-7/6/18 AT&T SERVICE MPPS		67.26	18
ATMOSPHERIC ANALYSIS & CONSULT	23842		1,907.00		
CONTRACT SERV. (NON-MAINT.)		A18394 ANALYSIS & REPORTING-SILOXANES & SULFUR COMPOUN		1,907.00	18
BARNARD BESSAC JOINT VENTURE	23843		698,378.78		
CONST.-ADMIN. & LEGAL		7POM10914 5/18 PRG PMT#7 GRAVITY PIPELINE - STAGE1		698,378.78	20
BAY CITY ELECTRIC WORKS	23844		1,042.91		
MACH & EQUIP MAINT SERVICES		W192327 4/18 PREVENTATIVE MAINTENANCE ON GENERATOR		347.35	18
		W192329 4/18 PREVENTATIVE MAINTENANCE ON GENERATOR		347.35	18
		W192331 4/18 PREVENTATIVE MAINTENANCE ON GENERATOR		348.21	18
BROWN & CALDWELL	23845		75,846.17		
CONST.-ADMIN. & LEGAL		11319188 4/27-5/24/18 T.O.2017-06 FOP OA STG1		11,576.41	20
		11319188 4/27-5/24/18 T.O.2017-06 FOP OA STG1		11,576.42	20
		11319188 4/27-5/24/18 T.O.2017-06 FOP OA STG1		11,576.42	20
		11319188 4/27-5/24/18 T.O.2017-06 FOP OA STG1		11,576.42	20
CONSTRUCTION-DESIGN		11319592 4/27-5/24/18 T.O.2017-03 MPPS PRELIM DESIGN		15,210.75	20
		11319715 4/27-5/24/18 T.O.2017-04 RCPS PRELIM DESIGN		14,329.75	20
BRUBAKER, JEFFREY H.	23846		234.67		
CONF. & TRAV.		6292018 REIM-4/17-4/20/18 TRAVEL EXPENSE - CWBA ANNUAL		234.67	18
BRYAN, WILLIAM	23847		5,726.16		
TRAINING		6292018 REIM-5/3-6/15/18 TRAVEL EXPENSE-WEFTEC CONFR/N		5,362.76	18
SUPPLIES		6292018 REIM-5/3-6/15/18 TRAVEL EXPENSE-WEFTEC CONFR/N		363.40	18

SILICON VALLEY CLEAN WATER  
WARRANT REGISTER  
06/29/18

PAGE 10373

NAME	WARRANT NUMBER	INVOICE #/DESCRIPTION	AMOUNT	DETAIL	FUND
BUCKLES SMITH ELECTRIC COMPANY	23848		1,004.20		
MISCELLANEOUS		309625700 VARIOUS ELECTRICAL PARTS		1,004.20	18
C. OVERAA & CO	23849		107,872.50		
CONSTRUCTION-CONTRACTOR		6POM10881 5/18 PRG PMT#6 THICKENING IMPROVEMENTS - PHA		107,872.50	20
C.W.E.A. - SCVS	23850		1,545.00		
MEMB. & MEET.		6292018 6/21/18 CWEA DINNER MEETING		245.00	18
		6292018 6/21/18 CWEA DINNER MEETING		70.00	18
		6292018 6/21/18 CWEA DINNER MEETING		35.00	18
		6292018 6/21/18 CWEA DINNER MEETING		70.00	18
		6292018 6/21/18 CWEA DINNER MEETING		155.00	18
		REISS6152018 4/19/18 CWEA DINNER MEETING		210.00	18
		REISS6152018 4/19/18 CWEA DINNER MEETING		35.00	18
		REISS6152018 4/19/18 CWEA DINNER MEETING		150.00	18
		REISS6152018 4/19/18 CWEA DINNER MEETING		75.00	18
		REISS6152018 4/19/18 CWEA DINNER MEETING		35.00	18
		REISS6152018B 5/17/18 CWEA DINNER MEETING		140.00	18
		REISS6152018B 5/17/18 CWEA DINNER MEETING		140.00	18
		REISS6152018B 5/17/18 CWEA DINNER MEETING		35.00	18
		REISS6152018B 5/17/18 CWEA DINNER MEETING		110.00	18
		REISS6152018B 5/17/18 CWEA DINNER MEETING		40.00	18
CALIFORNIA DETAILERS, INC.	23851		550.00		
MACH & EQUIP MAINT SERVICES		46670 6/2/18 FLEET VEHICLE ON-SITE WASH		275.00	18
		46713 6/10/18 FLEET VEHICLE ON-SITE WASH		275.00	18
CALPERS - FISCAL SERVICES DIVI	23852		5,335.20		
ADMINISTRATIVE EXPENSES		100000015331311 FY 17-18 1959 SURVIVOR BENEFIT 2% @ 60		1,175.20	18
		100000015332568 FY 17-18 1959 SURVIVOR BENEFIT 2% @ 55		3,244.80	18
		100000015332676 FY 17-18 1959 SURVIVOR BENEFIT 2% @ 62		915.20	18

SILICON VALLEY CLEAN WATER  
WARRANT REGISTER  
06/29/18

PAGE 10374

NAME	WARRANT NUMBER	INVOICE #/DESCRIPTION	AMOUNT	DETAIL	FUND
CALTEST ANALYTICAL LABORATORY	23853		836.10		
CONTRACT SERV. (NON-MAINT.)		586528 NPDES PERMIT LAB ANALYSIS		836.10	18
CASCADE INTEGRATION & DEVELOPM	23854		51,143.01		
CONSTRUCTION-DESIGN		1513 3/18 T.O.2017-03 PRIMARY SEDIMENTATION CONTROL SY		7,510.00	20
CAPITAL		1537 THRU 4/30/18 T.O.2015-04 PS PLC REPLACEMENT-CONTR		1,113.75	14
		1537 THRU 4/30/18 T.O.2015-04 PS PLC REPLACEMENT-CONTR		1,113.75	14
		1537 THRU 4/30/18 T.O.2015-04 PS PLC REPLACEMENT-CONTR		1,113.75	14
		1537 THRU 4/30/18 T.O.2015-04 PS PLC REPLACEMENT-CONTR		1,113.75	14
CONSTRUCTION-DESIGN		1538 4/18 T.O.2016-01 SOLIDS PROCESSING AUTOMATION		2,475.00	20
		1538 4/18 T.O.2016-01 SOLIDS PROCESSING AUTOMATION		2,475.00	20
		1538 4/18 T.O.2016-01 SOLIDS PROCESSING AUTOMATION		2,475.00	20
		1539 4/18 T.O.2018-01 BEAST & RDT PANEL VIEW CONVERSIO		10,905.62	20
CAPITAL		1567 THRU 5/31/18 T.O.2015-04 PS PLC REPLACEMENT CODE		776.25	14
		1567 THRU 5/31/18 T.O.2015-04 PS PLC REPLACEMENT CODE		776.25	14
		1567 THRU 5/31/18 T.O.2015-04 PS PLC REPLACEMENT CODE		776.25	14
		1567 THRU 5/31/18 T.O.2015-04 PS PLC REPLACEMENT CODE		776.25	14
CONSTRUCTION-DESIGN		1568 THRU 5/31/18 T.O.2016-01 SOLIDS PROCESSING AUTOMA		4,085.66	20
		1568 THRU 5/31/18 T.O.2016-01 SOLIDS PROCESSING AUTOMA		4,085.67	20
		1568 THRU 5/31/18 T.O.2016-01 SOLIDS PROCESSING AUTOMA		4,085.67	20
		1570 T.O.2018-01 BEAST & RDT PANEL VIEW CONVERSION		1,012.50	20
		1571 T.O.2017-02 FOP RFP & STANDARD		724.48	20
		1571 T.O.2017-02 FOP RFP & STANDARD		724.48	20
		1571 T.O.2017-02 FOP RFP & STANDARD		724.46	20
		1571 T.O.2017-02 FOP RFP & STANDARD		724.47	20
PROFESSIONAL SERVICES		1569 QTY 8 REMOTE AOS PLANT IT SUPPORT-NATE OLSON		1,575.00	18
CHAVAN & ASSOCIATES, LLP	23855		6,075.00		
PROFESSIONAL SERVICES		16073 PROF SVCS FOR 6/30/18 INTERIM AUDIT		6,075.00	18
CHIEN, HENRY	23856		1,198.26		
TRAINING		6292018 REIM-6/13-6/16/18 TRAVEL EXPENSE - ATL TITAN A		1,198.26	18

SILICON VALLEY CLEAN WATER  
WARRANT REGISTER  
06/29/18

PAGE 10375

NAME	WARRANT NUMBER	INVOICE #/DESCRIPTION	AMOUNT	DETAIL	FUND
CHIOVARE, CAROL	23857		151.07		
SUPPLIES		6292018 REIM-6/17/18 REFRESHMENTS FOR SVCW EMPLOYEE MO		151.07	18
CHRISTINA GIL DESIGNS	23858		1,445.00		
SMALL TOOLS		SVCW DESIGN SERVICES-PUBLIC OUTREACH BROCHURES		1,445.00	18
CINTAS CORPORATION NO. 3	23859		1,786.80		
SUPPLIES		464150425 5/22/18 LAUNDRY SERVICE		732.93	18
		464150425 5/22/18 LAUNDRY SERVICE		185.21	18
		464156405 6/5/18 LAUNDRY SERVICE		868.66	18
COGSDALE CORPORATION	23860		48,809.71		
CONST.-ADMIN. & LEGAL		CT0004051 PROJECT MANAGEMENT SERVICES MONTH 7		40,840.00	20
		XT0002348 3/15-3/16/18 ONSITE VISIT - NORTHCOTE		388.51	20
		XT0002349 3/12-3/15/18 ONSITE VISIT - SINGH		2,387.14	20
		XT0002350 4/9-4/13/18 ONSITE VISIT - STRICKLAND		3,007.85	20
		XT0002351 4/9-4/13/18 ON SITE VISIT - SINGH		2,186.21	20
COLLABORATIVE STRATEGIES CONSU	23861		25,042.50		
CONTRUCTION-DESIGN		23601SV0618 5/13-6/8/18 T.O.2016-01 BELMONT FORCE MAIN		2,205.00	20
		7TO03JUN2018 5/13-6/8/18 T.O.2017-03 MPFS PROJ MGMT SU		8,452.50	20
		7TO04JUN2018 5/13-6/8/18 T.O.2017-04 RCPS PROJ MGMT SU		8,452.50	20
		25TO01JUN2018 5/13-6/8/18 T.O.2017-01 PROPERTY ACQUISI		5,932.50	20
COMCAST CORPORATION	23862		9,713.92		
UTILITIES		65939719 THRU 5/31/18 COMCAST PHONE CHARGES		9,271.27	18
		65943357 THRU 5/31/18 COMCAST PHONE CHARGES		442.65	18

SILICON VALLEY CLEAN WATER  
WARRANT REGISTER  
06/29/18

PAGE 10376

NAME	WARRANT NUMBER	INVOICE #/DESCRIPTION	AMOUNT	DETAIL	FUND
CONSOLIDATED PARTS INC.	23863		187,802.59		
CONSTRUCTION-CONTRACTOR		5046945 QTY 1 EATON MAGNUM ATV ATS		92,324.76	20
		5046945 QTY 1 EATON MAGNUM ATV ATS		3,018.00	20
		5046946 QTY 1 EATON MAGNUM ATV ATS		92,158.05	20
MACHINERY AND EQUIP MAINT MATE		5047790 VARIOUS ELECTRICAL SUPPLIES		301.78	18
CPI INTERNATIONAL INC	23864		452.38		
SUPPLIES		20036993 LAB SUPPLIES		54.38	18
		20036993 LAB SUPPLIES		25.00	18
		20037550 LAB SUPPLIES		36.98	18
		20037550 LAB SUPPLIES		30.45	18
		20037550 LAB SUPPLIES		30.45	18
		20037550 LAB SUPPLIES		36.98	18
		20037550 LAB SUPPLIES		30.45	18
		20037550 LAB SUPPLIES		30.45	18
		20037550 LAB SUPPLIES		30.45	18
		20037550 LAB SUPPLIES		30.45	18
		20037550 LAB SUPPLIES		30.45	18
		20037550 LAB SUPPLIES		30.45	18
		20037550 LAB SUPPLIES		30.45	18
		20037550 LAB SUPPLIES		30.45	18
		20037550 LAB SUPPLIES		24.99	18
CWEA-SCVS SEMINAR	23865		130.00		
TRAINING		6122018GEORGEAD REGISTRATION FEE - CWEA SCVS SEMINAR#5		65.00	18
		REISS6122018LON REGISTRATION FEE - CWEA SCVS SEMINAR#5		65.00	18
CYCLOTRON INC	23866		22,400.00		
PROFESSIONAL SERVICES		2280 INVOICE DESCRIPTION - SHAREPOINT T&M		700.00	18
		2281 INVOICE DESCRIPTION - SHAREPOINT ON SITE SUPPORT		8,800.00	18
		2282 INVOICE DESCRIPTION - SHAREPOINT DATA MIGRATION		12,900.00	18

SILICON VALLEY CLEAN WATER  
WARRANT REGISTER  
06/29/18

PAGE 10377

NAME	WARRANT NUMBER	INVOICE #/DESCRIPTION	AMOUNT	DETAIL	FUND
DKF SOLUTIONS GROUP, LLC	23867		450.00		
CONTRACT SERV. (NON-MAINT.)		13915 06/2018 MY SAFETY OFFICER-MONTHLY SUBSCRIPTION		450.00	18
EDGLEY, KIP D.	23868		24,598.54		
CONSTRUCTION-CONTRACTOR		6181805 5/7-6/3/18 SERVICES INSIDE CA		16,956.00	20
		6181805B 5/7-6/3/18 SERVICES OUTSIDE CA		4,995.00	20
		6181805C REIM-5/7-6/3/18 TRAVEL EXPENSE		3,834.46	20
MISCELLANEOUS		6181805D 7% NONRESIDENT WITHHOLDING		-1,186.92	20
ENVIRONMENTAL RESOURCE ASSOCIA	23869		1,551.64		
SUPPLIES		867224 LAB SUPPLIES, CHEMICALS		1,551.64	18
FASTENAL COMPANY	23870		2,171.34		
SUPPLIES		CASAA59322 VENDOR MANAGED RESTOCK		605.03	18
MISCELLANEOUS		CASAA59382 VENDOR MANAGED RESTOCK		41.25	18
		CASAA59382 VENDOR MANAGED RESTOCK		36.15	18
		CASAA59382 VENDOR MANAGED RESTOCK		361.58	18
		CASAA59382 VENDOR MANAGED RESTOCK		271.33	18
		CASAA59382 VENDOR MANAGED RESTOCK		100.31	18
SUPPLIES		CASAA59384 VENDOR MANAGED RESTOCK		755.69	18
FED EX	23871		436.81		
SUPPLIES		621379405 5/11-6/4/18 FED EX CHARGES		260.44	18
MACH & EQUIP MAINT SERVICES		621379405 5/11-6/4/18 FED EX CHARGES		86.21	18
SUPPLIES		621379405 5/11-6/4/18 FED EX CHARGES		74.83	18
		621379405 5/11-6/4/18 FED EX CHARGES		15.33	18
FENTON, CHARLES	23872		30,597.10		
CONSTRUCTION-DESIGN		85 2/12-3/9/18 SERVICES INSIDE CA		24,975.00	20
		85B 2/12-3/9/18 SERVICES OUTSIDE CA		1,755.00	20
		85C REIM-2/12-3/9/18 TRAVEL EXPENSE		5,615.35	20
MISCELLANEOUS		85D 7% NONRESIDENT WITHHOLDING		-1,748.25	20

SILICON VALLEY CLEAN WATER  
WARRANT REGISTER  
06/29/18

PAGE 10378

NAME	WARRANT NUMBER	INVOICE #/DESCRIPTION	AMOUNT	DETAIL	FUND
FIELDMAN, ROLAPP & ASSOCIATES	23873		9,009.04		
CONST.-ADMIN. & LEGAL		23934 5/4/18 PROF SVCS - SAN MATEO FEASIBILITY ANALYSI		239.00	20
PROFESSIONAL SERVICES		23941 3/15-5/17/18 PROF SVCS - 2019 DEBT PLANNING		6,891.50	20
		23942 4/18-5/24/18 PROF SVCS - 2019 WIFIA LOI		321.50	20
		23943 3/9-4/20/18 PROF SVCS - FITCH RATINGS SURVEILLAN		1,022.50	20
		23941B REIM-3/15-5/17/18 PROF SVCS - 2019 DEBT PLANNIN		534.54	20
FISHER SCIENTIFIC COMPANY, LLC	23874		11,278.31		
SMALL TOOLS		400996 LAB SUPPLIES		9,000.66	18
		400996 LAB SUPPLIES		2,025.10	18
SUPPLIES		400997 LAB SUPPLIES		252.55	18
FITZGERALD LAW OFFICES	23875		25,100.10		
PROFESSIONAL SERVICES		6292018 5/18 PROF LEGAL SVCS - GENERAL LEGAL SVCS		24,961.50	18
		6292018B REIM-5/18 PROF LEGAL SVCS - GENERAL LEGAL SVC		138.60	18
FONG, PETER	23876		450.33		
TRAINING		6292018 REIM-6/4-6/6/18 TRAVEL EXPENSE - ADV MGMT & LE		450.33	18
FOURNIER INDUSTRIES, INC.	23877		3,074.15		
MISCELLANEOUS		L134247 FOURNIER ROTARY PRESS PARTS		1,570.79	18
		L134247 FOURNIER ROTARY PRESS PARTS		1,503.36	18
FRANK A. OLSEN CO.	23878		13,017.29		
MISCELLANEOUS		240402 QTY 1 AWWA BUTTERFLY VALVE		7,023.45	18
MACHINERY AND EQUIP MAINT MATE		240416 QTY 1 WATERMAN SS STEM, THRUST NUT, AND STEM GU		3,914.99	18
		240416 QTY 1 WATERMAN SS STEM, THRUST NUT, AND STEM GU		753.49	18
		240416 QTY 1 WATERMAN SS STEM, THRUST NUT, AND STEM GU		1,025.36	18
SUPPLIES		240416 QTY 1 WATERMAN SS STEM, THRUST NUT, AND STEM GU		300.00	18
FRANKLIN MILLER, INC.	23879		922.19		
MISCELLANEOUS		30538 QTY 5 BEARING CUP		922.19	18



SILICON VALLEY CLEAN WATER  
WARRANT REGISTER  
06/29/18

PAGE 10379

NAME	WARRANT NUMBER	INVOICE #/DESCRIPTION	AMOUNT	DETAIL	FUND
GRAINGER	23880		207.05		
MACHINERY AND EQUIP MAINT MATE		9800679509 RESTOCK ITEMS		25.32	18
		9802592551 RESTOCK ITEMS		5.92	18
MISCELLANEOUS		9802592551 RESTOCK ITEMS		94.58	18
MACH & EQUIP MAINT SERVICES		9802592551 RESTOCK ITEMS		81.23	18
HACH COMPANY	23881		529.50		
MACHINERY AND EQUIP MAINT MATE		10980614 QTY 3 CABLE ASSY, QTY 6 LAMP ASSY		81.20	18
MISCELLANEOUS		10980614 QTY 3 CABLE ASSY, QTY 6 LAMP ASSY		404.55	18
MACHINERY AND EQUIP MAINT MATE		10980614 QTY 3 CABLE ASSY, QTY 6 LAMP ASSY		43.75	18
HAMNER, JEWELL & ASSOCIATES	23882		6,537.25		
CONST.-ADMIN. & LEGAL		9452 3/16-4/15/18 CONVEYANCE SYSTEM ACQUISITION & APPR		1,951.75	20
		9453 3/16-4/15/18 CONVEYANCE SYSTEM ACQUISITION & APPR		2,018.50	20
		9516 4/16-5/15/18 CONVEYANCE SYSTEM ACQUISITION & APPR		2,036.25	20
		9517 4/16-5/15/18 CONVEYANCE SYSTEM ACQUISITION & APPR		530.75	20
HANSEN, ERIC	23883		328.00		
CONF. & TRAV.		6292018 REIM-5/18&6/18 CELL PHONE EXPENSE		90.00	18
MEMB. & MEET.		6292018B REIM-6/18/18 LICENSE RENEWAL - PROF ENG & LAN		116.00	18
CONF. & TRAV.		6292018C REIM-4/23/18 PARKING FEE - SF-RWQCB MEETING,		4.00	18
		6292018D REIM-3/9-3/14/18 PARKING FEES - VARIOUS STANF		28.00	18
		6292018E REIM-3/18-4/18 CELL PHONE EXPENSE		90.00	18
HARRINGTON INDUST PLASTICS	23884		526.60		
MISCELLANEOUS		3M2623 PLUMBING SUPPLIES		178.05	18
		3M2623 PLUMBING SUPPLIES		21.27	18
		3M2623 PLUMBING SUPPLIES		55.59	18
		3M2623 PLUMBING SUPPLIES		35.89	18
MACHINERY AND EQUIP MAINT MATE		3M2880 PLUMBING SUPPLIES		105.93	18
		3M2905 PLUMBING SUPPLIES		129.87	18

SILICON VALLEY CLEAN WATER  
WARRANT REGISTER  
06/29/18

PAGE 10380

NAME	WARRANT NUMBER	INVOICE #/DESCRIPTION	AMOUNT	DETAIL	FUND
HILLYARD INC	23885		587.86		
MISCELLANEOUS		603017809 JANITOR SUPPLIES		561.91	18
SUPPLIES		603017809 JANITOR SUPPLIES		25.95	18
HUBBARD, JEFF	23886		1,584.01		
TRAINING		6292018 REIM-6/8-6/15/18 TRAVEL EXPENSE - NASHVILLE PS		1,584.01	18
IDEXX DISTRIBUTION, INC	23887		1,161.97		
SUPPLIES		3032288658 LAB SUPPLIES		206.86	18
		3032288658 LAB SUPPLIES		538.51	18
		3032288658 LAB SUPPLIES		152.62	18
		3032288658 LAB SUPPLIES		212.28	18
		3032288658 LAB SUPPLIES		51.70	18
INTELLAPRINT SYSTEMS	23888		8,150.82		
SUPPLIES		18283 ENGINEERING PLOTTER		8,150.82	18
INTUITIVE TACTICAL CONSULTING	23889		56,729.70		
PROFESSIONAL SERVICES		1025 IT SUPPORT SERVICES - FIX AEROHIVE SWITCHES, TROU		4,725.00	18
MACH & EQUIP MAINT SERVICES		1027 IT SUPPORT SERVICES - CISCO SMART NET		21,718.40	18
		1028 IT SUPPORT SERVICES - RENEWAL CISCO SMART NET		30,286.30	18
JENTECH SERVICES	23890		7,357.80		
MACH & EQUIP MAINT SERVICES		2257 6/8-6/21/18 INSTRUMENTATION AND ELECTRICAL SERVIC		2,448.00	18
		2257 6/8-6/21/18 INSTRUMENTATION AND ELECTRICAL SERVIC		2,448.00	18
		2257 6/8-6/21/18 INSTRUMENTATION AND ELECTRICAL SERVIC		2,461.80	18

SILICON VALLEY CLEAN WATER  
WARRANT REGISTER  
06/29/18

PAGE 10381

NAME	WARRANT NUMBER	INVOICE #/DESCRIPTION	AMOUNT	DETAIL	FUND
JHS CONSULTING, LLC	23891		13,130.00		
CONSTRUCTION-DESIGN		2016028 5/18 T.O.2016-02 CIP FINANCIAL ASSISTANCE		325.00	20
CONST.-ADMIN. & LEGAL		2017036 5/18 T.O.2017-03 TUNNEL & GRAVITY PIPELINE		1,365.00	20
		2017046 5/18 T.O.2017-04 RESCU/CONVEYANCE SYSTEM PROGR		2,288.00	20
		2017046 5/18 T.O.2017-04 RESCU/CONVEYANCE SYSTEM PROGR		2,288.00	20
		2017046 5/18 T.O.2017-04 RESCU/CONVEYANCE SYSTEM PROGR		2,288.00	20
		2017046 5/18 T.O.2017-04 RESCU/CONVEYANCE SYSTEM PROGR		2,288.00	20
		2017046 5/18 T.O.2017-04 RESCU/CONVEYANCE SYSTEM PROGR		2,288.00	20
KARLA'S JANITORIAL SERVICE	23892		4,950.00		
CONST.-ADMIN. & LEGAL		2265 JANITORIAL SERVICES		346.50	20
		2265 JANITORIAL SERVICES		148.50	20
		2265 JANITORIAL SERVICES		49.50	20
		2265 JANITORIAL SERVICES		544.50	20
		2265 JANITORIAL SERVICES		198.00	20
		2265 JANITORIAL SERVICES		2,673.00	20
		2265 JANITORIAL SERVICES		594.00	20
		2265 JANITORIAL SERVICES		99.00	20
		2265 JANITORIAL SERVICES		297.00	20

SILICON VALLEY CLEAN WATER  
WARRANT REGISTER  
06/29/18

PAGE 10382

NAME	WARRANT NUMBER	INVOICE #/DESCRIPTION	AMOUNT	DETAIL	FUND
KENNEDY/JENKS CONSULTANTS, INC	23893		269,157.41		
CONTRUCTION-DESIGN		1B 7/10-12/31/17 KJ-CEC SUBCONTRACTOR - CEC SAF-MBR GR		127,158.49	20
		120794 1/27-3/30/18 T.O.2017-12 12KV PRIMARY SWITCHGEA		25,069.35	20
		120972 12/30/17-3/30/18 T.O.2017-06 DIGESTER#1 REHABIL		9,987.34	20
		121432 3/31-4/27/18 T.O.2017-12 12KV PRIMARY SWITCHGEA		7,444.47	20
CONST.-ADMIN. & LEGAL		121903 3/31-4/27/18 T.O.2017-07 DEVELOPMENT OF DESIGN		99.53	20
		121903 3/31-4/27/18 T.O.2017-07 DEVELOPMENT OF DESIGN		33.18	20
		121903 3/31-4/27/18 T.O.2017-07 DEVELOPMENT OF DESIGN		33.18	20
		121903 3/31-4/27/18 T.O.2017-07 DEVELOPMENT OF DESIGN		497.63	20
		121903 3/31-4/27/18 T.O.2017-07 DEVELOPMENT OF DESIGN		431.28	20
		121903 3/31-4/27/18 T.O.2017-07 DEVELOPMENT OF DESIGN		2,222.70	20
CONTRUCTION-DESIGN		121925 3/31-4/27/18 T.O.2017-02 THICKENING IMPROVEMENT		6,216.00	20
		122259 3/13-5/25/18 T.O.2018-03 CCT CONCRETE & STEEL P		31,890.19	20
		122291 4/28-5/25/18 T.O.2017-12 12KV PRIMARY SWITCHGEA		12,315.02	20
		122350 3/31-5/25/18 T.O.2017-06 DIGESTER#1 REHABILITAT		4,726.00	20
CONST.-ADMIN. & LEGAL		122402 4/28-5/25/18 T.O.2017-07 DEVELOPMENT OF DESIGN		1,613.36	20
		122402 4/28-5/25/18 T.O.2017-07 DEVELOPMENT OF DESIGN		72.24	20
		122402 4/28-5/25/18 T.O.2017-07 DEVELOPMENT OF DESIGN		313.04	20
		122402 4/28-5/25/18 T.O.2017-07 DEVELOPMENT OF DESIGN		24.08	20
		122402 4/28-5/25/18 T.O.2017-07 DEVELOPMENT OF DESIGN		24.08	20
		122402 4/28-5/25/18 T.O.2017-07 DEVELOPMENT OF DESIGN		361.20	20
		122499 4/28-5/25/18 T.O.2017-13 RESCU PROJ		5,820.00	20
		122499 4/28-5/25/18 T.O.2017-13 RESCU PROJ		5,820.00	20
		122499 4/28-5/25/18 T.O.2017-13 RESCU PROJ		5,820.00	20
		122499 4/28-5/25/18 T.O.2017-13 RESCU PROJ		5,820.00	20
		122499 4/28-5/25/18 T.O.2017-13 RESCU PROJ		5,820.00	20
CONTRUCTION-DESIGN		122511 4/28-5/25/18 T.O.2017-02 THICKENING IMPROVEMENT		7,346.34	20
		118505B THRU 12/29/17 T.O.2016-12 LONG TERM STRATEGIC		2,178.71	20
LEE, DAVID	23894		1,376.61		
CONF. & TRAV.		6292018 REIM-6/4-6/7/18 TRAVEL EXPENSE-ASSE PROF DEVEL		1,376.61	18

SILICON VALLEY CLEAN WATER  
W A R R A N T R E G I S T E R  
06/29/18

PAGE 10383

NAME	WARRANT NUMBER	INVOICE #/DESCRIPTION	AMOUNT	DETAIL	FUND
LENSCRAFTERS	23895		510.00		
SUPPLIES		1805656721 SAFETY GLASSES - AU, JERRY		230.00	18
		1805663211 SAFETY GLASSES - HUFFMAN, CHRIS		200.00	18
		1805664063 SAFETY GLASSES - HUFFMAN, CHRIS		80.00	18
LIEBERT CASSIDY WHITMORE	23896		11,301.97		
PROFESSIONAL SERVICES		1460951 THRU 5/31/18 D.A. HALL MGMT PAY PERS APPEAL		1,496.67	18
		1460953 THRU 5/31/18 COMPLAINT		6,482.50	18
		1461261 THRU 5/31/18 APPEAL OF CALPERS DETERMINATION R		3,322.80	18
LOCKWORKS UNLIMITED	23897		92.14		
SUPPLIES		68006 MISC KEYS		39.12	18
		68389 MISC KEYS		53.02	18
MADCO WELDING SUPPLY CO	23898		100.00		
RENTAL/LEASES		3364 3/12/18 CYLINDER RENTAL		56.58	18
		3364 3/12/18 CYLINDER RENTAL		43.42	18
MARINA MECHANICAL	23899		1,170.30		
MACH & EQUIP MAINT SERVICES		91817 5/9/18 MAINTENANCE LABOR AND PARTS		796.30	18
		91862 5/18/18 MAINTENANCE LABOR AND PARTS		374.00	18
MARINE SCIENCE INSTITUTE	23900		4,378.00		
CONTRACT SERV. (NON-MAINT.)		9913 ENVIRONMENTAL EDUCATION PROGRAMS - 5/15-5/17/18 D		4,378.00	18
MCMASTER-CARR SUPPLY CO.	23901		670.29		
MISCELLANEOUS		65940170 QTY 3 SUMP PUMPS		670.29	18

SILICON VALLEY CLEAN WATER  
WARRANT REGISTER  
06/29/18

PAGE 10384

NAME	WARRANT NUMBER	INVOICE #/DESCRIPTION	AMOUNT	DETAIL	FUND
MOBILE MODULAR MANAGEMENT CORP CONST. -ADMIN. & LEGAL	23902		754.52		
		1652432 5/30-6/28/18 RENT - RESTROOM BLDG 31734		83.00	20
		1652432 5/30-6/28/18 RENT - RESTROOM BLDG 31734		30.18	20
		1652432 5/30-6/28/18 RENT - RESTROOM BLDG 31734		98.09	20
		1652432 5/30-6/28/18 RENT - RESTROOM BLDG 31734		60.36	20
		1652432 5/30-6/28/18 RENT - RESTROOM BLDG 31734		15.09	20
		1652432 5/30-6/28/18 RENT - RESTROOM BLDG 31734		422.53	20
		1652432 5/30-6/28/18 RENT - RESTROOM BLDG 31734		45.27	20
MOTION INDUSTRIES INC. MISCELLANEOUS SMALL TOOLS	23903		584.95		
		CA2403756 VARIOUS SIZES HOSE ENDS/STEEL CLAMPS		358.21	18
		CA24036692 VARIOUS SIZES HOSE ENDS/STEEL CLAMPS		8.42	18
		CA24036692 VARIOUS SIZES HOSE ENDS/STEEL CLAMPS		127.69	18
		CA24036692 VARIOUS SIZES HOSE ENDS/STEEL CLAMPS		14.20	18
		CA24037269 VARIOUS SIZES HOSE ENDS/STEEL CLAMPS		32.80	18
		CA24037269 VARIOUS SIZES HOSE ENDS/STEEL CLAMPS		43.63	18
OGASAWARA LANDSCAPE MAINTENANC CONTRACT SERV. (NON-MAINT.)	23904		2,050.00		
		24849 05/18 LANDSCAPING SERVICES		2,050.00	18
PACE SUPPLY CORP SUPPLIES	23905		303.96		
		94564389 PLUMBING SUPPLIES		303.96	18
PACIFIC GAS AND ELECTRIC COMPA UTILITIES	23906		11,363.35		
		614201823701 5/15-6/14/18 PLANT NATURAL GAS		2,496.38	18
		619201819225 5/14-6/12/18 SCPS ELECTRIC		6,286.68	18
		620201888673 5/15-6/13/18 BLPs ELECTRIC		1,865.69	18
		620201890892 5/15-6/14/18 1406 ELECTRIC & GAS		714.60	18

SILICON VALLEY CLEAN WATER  
WARRANT REGISTER  
06/29/18

PAGE 10385

NAME	WARRANT NUMBER	INVOICE #/DESCRIPTION	AMOUNT	DETAIL	FUND
PACIFIC OFFICE AUTOMATION	23907		652.93		
CONST.-ADMIN. & LEGAL		68474040 6/5-7/4/18 CONDOR TRAILER PRINTER/PROJECTOR R		130.58	20
		68474040 6/5-7/4/18 CONDOR TRAILER PRINTER/PROJECTOR R		130.58	20
		68474040 6/5-7/4/18 CONDOR TRAILER PRINTER/PROJECTOR R		130.59	20
		68474040 6/5-7/4/18 CONDOR TRAILER PRINTER/PROJECTOR R		130.59	20
		68474040 6/5-7/4/18 CONDOR TRAILER PRINTER/PROJECTOR R		130.59	20
PAPE MATERIAL HANDLING INC.	23908		2,329.31		
MACH & EQUIP MAINT SERVICES		10161291 5/23/18 FORKLIFT SERVICE		2,329.31	18
PENINSULA BATTERY, INC.	23909		294.95		
MACHINERY AND EQUIP MAINT MATE		125606 QTY 2 BATTERIES		294.95	18
PERKINELMER HEALTH SCIENCES IN	23910		13,128.00		
MACH & EQUIP MAINT SERVICES		5304086746 5/30/18-5/29/19 ANNUAL LABORATORY EQUIPMENT		13,128.00	18
PETTY CASH - SILICON VALLEY CL	23911		279.40		
TRAINING		6292018 PETTY CASH DISBURSEMENTS		48.83	18
SUPPLIES		6292018 PETTY CASH DISBURSEMENTS		32.80	18
MEMB. & MEET.		6292018 PETTY CASH DISBURSEMENTS		33.48	18
OFFICE SUPPLIES		6292018 PETTY CASH DISBURSEMENTS		20.65	18
ADMINISTRATIVE EXPENSES		6292018 PETTY CASH DISBURSEMENTS		75.00	18
SUPPLIES		6292018 PETTY CASH DISBURSEMENTS		28.64	18
TRAINING		6292018 PETTY CASH DISBURSEMENTS		40.00	18
PITNEY BOWES	23912		265.92		
RENTAL/LEASES		3102221258 LEASE - POSTAGE MACHINE		87.66	18
		3102221258 LEASE - POSTAGE MACHINE		178.26	18
PSC INDUSTRIAL OUTSOURCING, LP	23913		23,357.90		
CONTRACT SERV. (NON-MAINT.)		1221223246 04/18-05/18 RCPS MAPLE WET WELL CLEANING		23,357.90	18

SILICON VALLEY CLEAN WATER  
W A R R A N T R E G I S T E R  
06/29/18

PAGE 10386

NAME	WARRANT NUMBER	INVOICE #/DESCRIPTION	AMOUNT	DETAIL	FUND
PURE TEC INDUSTRIAL WATER	23914		322.69		
MACH & EQUIP MAINT SERVICES		1641728 6/1-8/31/18 8" DI-WATER SYSTEM MAINTENANCE		44.10	18
		1641729 6/1-8/31/18 14" DI-WATER SYSTEM MAINTENANCE		267.75	18
		1642303 DI-WATER SYSTEM MAINTENANCE SERVICE FINANCE CH		10.84	18
QPCS LLC	23915		26,143.39		
SMALL TOOLS		15696 5/30/18 ON SITE TECHNICAL SUPPORT VIDEO SUPPORT		23,720.98	18
SUPPLIES		15697 5/30/18 ON SITE TECHNICAL SUPPORT VIDEO WALL PRO		2,422.41	18
R.E.P. NUT N BOLT GUY	23916		262.42		
SUPPLIES		28931 VARIOUS NUTS & BOLTS		262.42	18
REAGAN-HACKETT, KIMBERLY	23917		82.39		
MEMB. & MEET.		6292018 REIM-5/31/18 TRAVEL EXPENSE-SUSTAINABLE SILICO		82.39	18
REDWOOD CITY, CITY OF - FINANC	23918		11,498.16		
PROFESSIONAL SERVICES		BR48490 5/18 ACCOUNTING SERVICES		11,498.16	18
RESA POWER SOLUTIONS	23919		8,204.13		
MACH & EQUIP MAINT SERVICES		FS51654 QTY 5 SAMPLE GUARD SAFETY ENCLOSURES INSTALLAT		5,828.13	18
		LS205156 QTY 4 FLUID ESSENTIAL TESTING PROGRAM		2,376.00	18
RKI INSTRUMENTS INC.	23920		264.63		
MACHINERY AND EQUIP MAINT MATE		351425 QTY 1 O2 CYLINDER		264.63	18
S & S SUPPLIES AND SOLUTIONS	23921		183.03		
SUPPLIES		S3199081007 QTY 1 BW TECH H2S GAS		183.03	18
SAFETY COMPLIANCE MANAGEMENT I	23922		1,885.00		
TRAINING		9110 5/23/18 TRAINING - CONFINED SPACE RESCUE STANDBY		895.00	18
		9116 6/5/18 TRAINING - HAZARDOUS WASTE MGMT AND FIRST		990.00	18



SILICON VALLEY CLEAN WATER  
WARRANT REGISTER  
06/29/18

PAGE 10387

NAME	WARRANT NUMBER	INVOICE #/DESCRIPTION	AMOUNT	DETAIL	FUND
SAN MATEO COUNTY ENVIRONMENTAL	23923		742.00		
ADMINISTRATIVE EXPENSES		306858 BLPS CUPA OVERSIGHT/STORES HAZ MAT		693.00	18
		306858 BLPS CUPA OVERSIGHT/STORES HAZ MAT		49.00	18
SIERRA RESEARCH INC	23924		23,167.65		
CONSTRUCTION-DESIGN		1185853 3/30-4/29/18 FRONT OF PLANT PROJ - WWTP ATC		3,637.51	20
		1185853 3/30-4/29/18 FRONT OF PLANT PROJ - WWTP ATC		3,637.50	20
		1185853 3/30-4/29/18 FRONT OF PLANT PROJ - WWTP ATC		3,637.51	20
		1185853 3/30-4/29/18 FRONT OF PLANT PROJ - WWTP ATC		3,637.51	20
CONST.-ADMIN. & LEGAL		1185856 3/30-4/29/18 T.O.2018-02 CEC SAF-MBR PROJ		2,430.00	20
CONSTRUCTION-DESIGN		1188338 4/30-5/29/18 T.O.2018-01 FRONT OF PLANT PROJEC		1,428.41	20
		1188338 4/30-5/29/18 T.O.2018-01 FRONT OF PLANT PROJEC		1,428.41	20
		1188338 4/30-5/29/18 T.O.2018-01 FRONT OF PLANT PROJEC		1,428.40	20
		1188338 4/30-5/29/18 T.O.2018-01 FRONT OF PLANT PROJEC		1,428.40	20
CONST.-ADMIN. & LEGAL		1188345 4/30-5/29/18 T.O.2018-02 CEC SAF-MBR PROJ		474.00	20
STEVEN ENGINEERING INC.	23925		136.83		
MISCELLANEOUS		249125102 VARIOUS PHOENIX PARTS		136.83	18
TANNER PACIFIC, INC.	23926		61,978.00		
CONSTRUCTION-DESIGN		218071 6/1-6/16/18 T.O.2017-07 CONSTRUCTION MGMT - VAR		61,978.00	20
TELEPACIFIC COMMUNICATIONS	23927		1,693.83		
UTILITIES		1044998850 6/9-7/8/18 TELEPACIFIC SERVICES		1,693.83	18
THE FERGUSON GROUP LLC	23928		1,531.37		
CONSTRUCTION-DESIGN		518567 5/1-5/31/18 WIFIA CONSULTING SERVICES		1,456.00	20
		518567B REIM-5/1-5/31/18 RESEARCH/TELEPHONE EXPENSE		75.37	20

SILICON VALLEY CLEAN WATER  
WARRANT REGISTER  
06/29/18

PAGE 10388

NAME	WARRANT NUMBER	INVOICE #/DESCRIPTION	AMOUNT	DETAIL	FUND
THE OFFICE CITY	23929		772.35		
OFFICE SUPPLIES		1504813 OFFICE SUPPLIES		132.78	18
		1505095 OFFICE SUPPLIES		33.23	18
CONTRACT SERV. (NON-MAINT.)		1510312 5/30/18 INSTALLATION-SPECIAL PROJ DRY ERASE SC		450.00	18
OFFICE SUPPLIES		1510570 OFFICE SUPPLIES		137.86	18
SUPPLIES		1511826 OFFICE SUPPLIES		18.48	18
THE TINTWORKS ENTERPRISE	23930		880.00		
SUPPLIES		4317 WINDOW TINTING SERVICE FOR 4 OFFICES		880.00	18
TOMIKO INC	23931		5,059.71		
MACHINERY AND EQUIP MAINT MATE		20586 QTY 1 TSURUMI SUBMERSIBLE PUMP		4,921.71	18
		20586 QTY 1 TSURUMI SUBMERSIBLE PUMP		138.00	18
UNITED SITE SERVICES OF CALIFO	23932		1,500.69		
CONSTRUCTION-CONTRACTOR		1146876703 6/4-7/1/18 WEEKLY SVC, DMG WAIVER & HOLDING		300.14	20
		1146876703 6/4-7/1/18 WEEKLY SVC, DMG WAIVER & HOLDING		300.13	20
		1146876703 6/4-7/1/18 WEEKLY SVC, DMG WAIVER & HOLDING		300.13	20
		1146876703 6/4-7/1/18 WEEKLY SVC, DMG WAIVER & HOLDING		300.14	20
		1146876703 6/4-7/1/18 WEEKLY SVC, DMG WAIVER & HOLDING		300.15	20
UNIVAR USA INC.	23933		2,165.52		
CHEMICAL SUPPLIES		SJ885409 6/16/18 4080.5 GAL SOD HYPO		2,165.52	18
VAPEX ENVIRONMENTAL TECHNOLOGI	23934		2,191.23		
MISCELLANEOUS		V00121IN VAPEX MACHINE PARTS		652.50	18
		V00121IN VAPEX MACHINE PARTS		51.11	18
		V00121IN VAPEX MACHINE PARTS		51.11	18
SUPPLIES		V00121IN VAPEX MACHINE PARTS		42.33	18
MACHINERY AND EQUIP MAINT MATE		V00121IN VAPEX MACHINE PARTS		1,305.00	18
MISCELLANEOUS		V00121IN VAPEX MACHINE PARTS		89.18	18

SILICON VALLEY CLEAN WATER  
WARRANT REGISTER  
06/29/18

PAGE 10389

NAME	WARRANT NUMBER	INVOICE #/DESCRIPTION	AMOUNT	DETAIL	FUND
VWR INTERNATIONAL, LLC	23935		2,949.76		
MISCELLANEOUS		8082478502 LAB SUPPLIES		463.41	18
SUPPLIES		8082567405 LAB SUPPLIES		381.82	18
		8082567405 LAB SUPPLIES		175.44	18
		8082567406 LAB SUPPLIES		381.82	18
		8082573201 LAB SUPPLIES		127.94	18
		8082573201 LAB SUPPLIES		920.63	18
		8082573201 LAB SUPPLIES		164.65	18
		8082714671 LAB SUPPLIES		126.55	18
		8082714671 LAB SUPPLIES		207.50	18
WANDRO, ROBERT	23936		45.00		
UTILITIES		6292018 REIM-4/18-5/17/18 CELL PHONE EXPENSE		45.00	18
WAXIE SANITARY SUPPLY	23937		597.67		
MISCELLANEOUS		77507272 JANITORIAL SUPPLIES		60.40	18
		77507272 JANITORIAL SUPPLIES		80.69	18
		77507272 JANITORIAL SUPPLIES		67.84	18
		77507272 JANITORIAL SUPPLIES		183.52	18
		77507272 JANITORIAL SUPPLIES		104.14	18
		77507272 JANITORIAL SUPPLIES		101.08	18
WELLS FARGO-COMML OPERATIONS	23938		18,159.72		
INTEREST EXPENSES		181085549942 LOC#7829596836 3/31-6/29/18 UNUSED PRINCI		4,874.07	20
		181085549942 LOC#7829596836 3/31-6/29/18 UNUSED PRINCI		1,716.09	20
		181085549942 LOC#7829596836 3/31-6/29/18 UNUSED PRINCI		8,820.18	20
		181085549942 LOC#7829596836 3/31-6/29/18 UNUSED PRINCI		2,749.38	20
WEST YOST ASSOCIATES	23939		2,980.92		
CONST.-ADMIN. & LEGAL		2035385 5/5-6/1/18 T.O.2016-03 SRF FINANCIAL SVCS		2,980.92	20

SILICON VALLEY CLEAN WATER  
WARRANT REGISTER  
06/29/18

PAGE 10390

NAME	WARRANT NUMBER	INVOICE #/DESCRIPTION	AMOUNT	DETAIL	FUND
XEROX CORPORATION RENTAL/LEASES	23940	93532027 6/18 XEROX LEASE	645.70	645.70	18

TOTAL \$2,018,822.65

**RESOLUTION AUTHORIZING THE SUBMITTAL OF LETTER OF INTEREST AND APPLICATION TO THE ENVIRONMENTAL PROTECTION AGENCY SEEKING WATER INFRASTRUCTURE FINANCE AND INNOVATIONS ACT (WIFIA) LOANS IN AN AMOUNT NOT TO EXCEED \$220 MILLION**

**ISSUE**

Adoption of Resolutions Authorizing Silicon Valley Clean Water (SVCW) to Submit a Letter of Interest to the United States Environmental Protection Agency (EPA), Seeking up to \$220 Million in Secured Loans from the Water Infrastructure Finance and Innovation Act (WIFIA) Program and, if selected, to Submit an Application for Secured Loan.

**BACKGROUND**

SVCW launched a ten-year Capital Improvement Program (CIP) in May 2008 to address critical infrastructure needs. When complete the CIP will return SVCW facilities to a condition that ensures efficient and effective operation of the treatment and conveyance processes in a cost effective manner for future decades. As of May 2018, over 100 projects had been completed and spending was approximately \$267 million.

SVCW is entering a concentrated period of spending to complete its Regional Environmental Sewer Conveyance Upgrade (RESCU). With remaining expenditures of nearly \$400 million for RESCU alone, it is critical to minimize the financial burden borne by current and future ratepayers. SVCW therefore employs a debt strategy that strives to obtain the lowest-cost financing available. This strategy also aims to maintain or improve credit ratings and provide financial flexibility. SVCW has thus far funded the CIP through a blend of State Revolving Fund (SRF) loans, Tax-Exempt Municipal Revenue Bonds, cash funding, Lines of Credit (LOCs), and state grants. The overall CIP (RESCU plus Treatment Plant projects) estimates \$565 million in capital expenditures remaining (in 2017 dollars), SVCW must leverage the capital markets to complete the CIP.

**DISCUSSION**

To date, nearly \$430 million of funding has been secured for capital projects. Most recently, SVCW issued \$149 million in 2018 wastewater revenue bonds and received cash commitments of \$30 million from members. As of May 31, 2018, approximately \$126.7 million of the 2018 bond proceeds and \$25.4 million of cash contribution commitments remains.

In the debt strategy described in the January 2018 Long Range Financial Plan (LRFP) it was recognized that the SRF loan program is oversubscribed and, therefore, unlikely to be a significant borrowing source for SVCW. Since the LRFP was completed, however, staff has been notified of possible SRF funds available for the RESCU projects in the amount of \$169 million. Staff is currently pursuing this

amount from the SRF loan program. The LRFP recommends that SVCW use a Hybrid debt structure that draws from a blend of revenue bonds and other governmental loans, including the State's SRF loan program and EPA's WIFIA loan program.

Staff proposes that SVCW seek loan funds from the WIFIA program. If awarded, SVCW could benefit from the WIFIA program's low cost and its attractive benefits such as lower interest rates, payment deferral and extended maturities. It is assumed that all Member Entities would participate in a WIFIA debt agreement, though staff can adjust Members' proportionate share of the loan if alternative methods are chosen by certain members.

The WIFIA application and approval process involves three phases: 1) Project Selection, 2) Project Approval and 3) Negotiation and Closing. The first phase requires the submittal of a Letter of Interest where the EPA selects projects it intends to fund. If selected, the second phase begins with the receiving agency notifying EPA of its interest followed by submittal of an application.

There are two recommended actions as part of this agenda item. The first is for the first phase of the process and would authorize SVCW to submit a Letter of Interest seeking WIFIA loans up to the maximum value of 49% of the project, or \$220 million.

If SVCW is selected by EPA to submit an application, the second phase will begin. Upon notification, SVCW will have ten days to advise the EPA of its formal intent to apply for the loan. After notification, SVCW staff and consultants will begin preparing the application for credit assistance. In anticipation of an invitation, the second proposed action item authorizes SVCW to respond to EPA positively and, in turn, apply for the WIFIA loan.

SVCW previously submitted a Letter of Interest to EPA in March 2017 but was not selected by the EPA to submit an application. Many discussions occurred between SVCW Chief Financial Officer and the WIFIA loan program managers to understand the rationale for project selection and determine how best to position SVCW for future success. What was learned will be incorporated into the 2018 Letter of Interest.

### FINANCIAL IMPACT

Versus a funding strategy that predominantly uses the capital markets to issue wastewater revenue bonds, the Hybrid debt structure seeks low-cost governmental loans that could reduce costs by approximately \$45 million in current dollars over the debt's amortization period (30 years).

The recommended actions are to 1) authorize SVCW to submit a letter of interest to the EPA and, if selected, to 2) respond positively to EPA within ten days of notification and submit an application for credit assistance. There is no financial

impact associated with the first recommended action, as staff will gather information readily available. Preparing an application will require assistance from a consultant and is not expected to exceed twenty-five thousand dollars for preparation.

### RECOMMENDATION

Move adoption of:

- i. RESOLUTION OF THE COMMISSION OF SILICON VALLEY CLEAN WATER APPROVING AND AUTHORIZING SUBMITTAL OF LETTER OF INTEREST TO THE UNITED STATES ENVIRONMENTAL PROTECTION AGENCY SEEKING UP TO \$220 MILLION IN SECURED LOANS FOR THE CONVEYANCE SYSTEM PROGRAM UNDER THE WATER INFRASTRUCTURE FINANCE AND INNOVATION ACT, AND DESIGNATING AND AUTHORIZING THE AUTHORITY'S MANAGER TO PROVIDE ASSURANCES, CERTIFICATIONS, AND COMMITMENTS REQUIRED THEREFOR
- ii. RESOLUTION OF THE COMMISSION OF SILICON VALLEY CLEAN WATER APPROVING AND AUTHORIZING SUBMITTAL OF AN APPLICATION FOR CREDIT ASSISTANCE TO THE UNITED STATES ENVIRONMENTAL PROTECTION AGENCY SEEKING UP TO \$220 MILLION IN SECURED LOANS FOR THE CONVEYANCE SYSTEM PROGRAM UNDER THE WATER INFRASTRUCTURE FINANCE AND INNOVATION ACT, AND DESIGNATING AND AUTHORIZING THE AUTHORITY'S MANAGER TO PROVIDE ANY AND ALL ASSURANCES, CERTIFICATIONS, AND COMMITMENTS REQUIRED THEREFOR INCLUDING THE NEGOTIATION AND EXECUTION OF A CREDIT ASSISTANCE AGREEMENT

**2018 CONFLICT OF INTEREST UPDATE**

ISSUE

To conduct its biennial review and approval of the Silicon Valley Clean Water's Conflict of Interest Code and list of designated positions, Exhibit A (attached).

BACKGROUND

The Political Reform Act requires all local agencies which have adopted Conflict of Interest Codes to review their Conflict of Interest Code biennially every even-numbered year and amend their Code if changes are necessary. The Code lists each position within the Authority filled by individuals who make or participate in making governmental decisions which could affect their personal interests. The Code also requires individuals holding those positions to file annually a disclosure of certain personal interests. This Commission last reviewed the Code in January 2018 to amend job titles to designated positions

DISCUSSION

At this time, no amendment is necessary and the Authority is merely performing biennial review. This Resolution confirms that the SVCW Conflict of Interest Code has been reviewed.

RECOMMENDATION

Move adoption of RESOLUTION REVIEWING AND APPROVING 2018 CONFLICT OF INTEREST UPDATE FOR SILICON VALLEY CLEAN WATER



## EXHIBIT A

### 2018 CONFLICT OF INTEREST UPDATE

#### SILICON VALLEY CLEAN WATER DESIGNATED OFFICIALS AND EMPLOYEES

<b><u>Designated Positions</u></b>	<b><u>Disclosure Categories</u></b>
Commission, Commission of SVCW	All Categories
Secretary, SVCW	All Categories
Manager	All Categories
Assistant Manager/Chief Engineering Officer	All Categories
Chief Operating Officer	All Categories
Chief Financial Officer/Administration Manager	All Categories
Executive Assistant to the Manager	All Categories
Health and Safety Director	3, 4
Information Services Director	3, 4
Engineering Director	3, 4
Environmental Services Director	3, 4
Operations Director	3, 4
Maintenance Director	3, 4
Laboratory Director	3, 4
Human Resources Director	3, 4
Attorney	All Categories
Consultant*	All Categories

\* Consultant is defined in Regulation 18700(a) (2) in 2 California Code of Regulations.

The (executive director or executive officer) may determine in writing that a particular consultant, although a "designated position," is hired to perform a range of duties that is limited in scope and thus is not required to fully comply with the disclosure requirements described in this section. Such written determination shall include a description of the consultant's duties and, based upon that description, a statement of the extent of the disclosure requirements (Exhibit B). The (executive director or executive officer's) determination is a public record and shall be retained for public inspection in the same manner and location as this conflict of interest code.

## **EXHIBIT B**

### **2018 CONFLICT OF INTEREST UPDATE**

#### **SILICON VALLEY CLEAN WATER**

#### **DESIGNATED CATEGORIES**

**CATEGORY 1.** A designated employee assigned to Category 1 is required to disclose investments which may foreseeably be materially affected by any decision made or participated in by the designated employee.

**CATEGORY 2.** A designated employee assigned to Category 2 is required to disclose interests in real property which may be materially affected by any decision made or participate in by the designated employee.

**CATEGORY 3.** A designated employee assigned to Category 3 is required to disclose income which may be materially affected by any decision made or participated in by the designated employee.

**CATEGORY 4.** A designated employee assigned to Category 4 is required to disclose any business entity in which the designated employee is a director, officer, partner, trustee, or holds any position of management which may be materially affected by any decision made or participated in by the designated employee.

**GRAVITY PIPELINE PROJECT (CIP #6008)  
DESIGN BUILD STAGE 1 AGREEMENT AMENDMENT**

**ISSUE**

Approval of Gravity Pipeline Project (CIP #6008) Design-Build Stage 1 Agreement Amendments for Barnard-Bessac Joint Venture.

**BACKGROUND**

SVCW's Regional Environmental Sewer Conveyance Upgrade (RESCU) Program includes conveyance system improvements to transport wastewater from member agencies' collection systems to the SVCW wastewater treatment plant. A major component of the conveyance system is the Gravity Pipeline project to be constructed by tunneling methods from the north edge of Inner Bair Island to new Front of Plant facilities at the treatment plant.

In October 2017, after a thorough and robust selection process, the Commission approved the Design-Build Agreement with Barnard-Bessac Joint Venture (BBJV). The Agreement addresses both Stage 1 and Stage 2. Stage 1 brings the design from the 10% design level to approximately the 60% design level and includes preparation and negotiation of pricing for Stage 2. Stage 2 then includes completing the design and construction of the Gravity Pipeline Project. Stage 2 will be brought to the Commission for consideration as an amendment to the Design-Build Agreement; the first Stage 2 package is anticipated to be presented to the Commission in August 2018.

Stage 1 services have been ongoing since the Notice to Proceed was issued to BBJV on October 123, 2017. BBJV has fully embraced the collaborative nature of a design-build project and work is progressing well.

In December 2017, staff recommended, and the Commission approved, authorization for the Manager to make project contract change order decisions up to a dollar amount of \$300,000 for Design Build projects.

The premise of this authorization was driven by the need to keep the Design-Builder working when unexpected challenges arise or immanent project decisions are needed. Keeping the design build process moving forward is of utmost importance in containing project costs and work should continue without interruption until the Commission can convene. For change orders between \$50,000 (the Manager's base approval level) and \$300,000, the Manager will report and submit for ratification all changes in excess of \$50,000 to the Commission in writing at the next special or regularly scheduled Commission meeting. This authorization was included in Revision C to the SVCW Design-Build Policy 2016-01.

## DISCUSSION

Many items of work have made significant progress in the Stage 1 period. Significantly, the geotechnical work, system hydraulics, tunnel boring machine specifications and launch shaft design have reached 50-60% design levels. Additionally, outreach to subcontractors for shaft construction, instrumentation and monitoring services, and concrete tunnel segments has occurred as well as discussions with pipe manufacturers and the electrical utility (P.G.&E.) for substation placement.

Recently, there has arisen one item of work that, if approved, would provide significant benefit to the project. The item was authorized by the Manager on June 28, 2018 in the amount not to exceed \$164,360. This agenda item seeks to have the Commission ratify this authorization according to the design build policy.

### Stage 1 Amendment Items:

Amendment No. 6 – Progress design from the 60% level to the construction ready level (~100%) of the airport access shaft. This is the shaft from which the tunnel boring machine will launch; in turn, tunneling to Bair Island, then re-launching at this shaft and tunneling to the wastewater treatment plant. Moving the design work forward will allow all subsurface work to proceed as well as to ensure accurate specifications for ordering the tunnel boring machine. The not to exceed amount is \$164,360 and was approved by the Manager on June 28, 2018.

This item covers work that is necessary to complete the project. Because of the time criticality of this item, as described above, the Manager recommends that it be authorized by the Commission as an amendment to the Stage 1 Design-Build Agreement. The alternative would be to make them part of the Stage 2 Design-Build Amendment however, the first Stage 2 amendment is not anticipated to be completed until August or October 2018; losing two to four months for this authorization would have significant negative impacts to, not only the Gravity Pipeline project, but also the Front-of-Plant and Pump Station Improvements design-build projects.

## FINANCIAL IMPACTS

The scope represented by this work will be funded from the Gravity Pipeline project (CIP #6008), which has an allocated budget in the 2017 CIP Update of \$232 million. To date, approximately \$17 million has been expended and encumbered. The total not-to-exceed amount for this amendment is \$164,360.

## RECOMMENDATION

Move adoption of RESOLUTION APPROVING DESIGN BUILD AGREEMENT

STAGE 1 AMENDMENT NO. 6 FOR GRAVITY PIPELINE PROJECT (CIP #6008) –  
BARNARD-BESSAC JOINT VENTURE - (\$164,360)

**PUMP STATION IMPROVEMENT PROJECT  
PROGRESSIVE DESIGN BUILD REQUEST FOR QUALIFICATIONS  
AND PROJECT MANAGEMENT SERVICES TASK ORDER**

**ISSUE**

Approve Progressive Design Build Requests for Qualifications and Approve Collaborative Strategies Consulting Inc. Task Order for Project Management Services for the Pump Station Improvement Project

**BACKGROUND**

Implementation of SVCW's RESCU Program has been ongoing since 2014; major milestones were reached in April 2017 with certification of the Environmental Impact Report (EIR) and the start of two major projects, Gravity Pipeline and Front of Plant projects. The Gravity Pipeline project is the replacement of the 48-inch and 54-inch force main segments between Bair Island and the Wastewater Treatment Plant. The Front-of-Plant project is the Receiving Lift Station, Headworks, the Influent Connector Pipeline, and other support facilities. Both projects were implemented as progressive design build projects and to date the experience with this project approach has been successful.

The next major RESCU project is the Pump Station Improvement Project. This project focus will be rehabilitation of the member agency pump stations and a short section of the remaining force main. The project includes the Menlo Park Pump Station, Redwood City Pump Station and Belmont Pump Station and a new Belmont Force Main. The San Carlos Pump station will be de-commissioned as part of the Gravity Pipeline project and San Carlos' wastewater flows will gravity into the pipeline.

In January 2016, the Commission approved the Design-Build policy, Policy No. 2016-01, (as amended). The policy establishes a procedure for implementing the Design-Build process for delivery of projects in accordance with the provisions of Public Contract Code Section 22160. The policy is applicable for projects over \$1 million and seeks to provide SVCW with the "Best Value" project delivery. Per the legislative act authorizing use of design-build, "Best Value" means a value determined by evaluation of objective criteria that may include, but not be limited to price, features, functions, life-cycle costs, experience, and past performance.

The procedure involves the following steps, each defined in detail within the policy:

- Manager appoints a D-B Procurement Team
- Procurement Team prepares documents setting forth scope and estimated price of project ("Procurement Documents")
- Procurement Team prepares Request for Qualifications
- Manager submits Procurement Documents to Commission for approval concurrent with recommendation to issue RFQ (subject of this Commission action item)

- Prequalification process commences, including the requirement for use of a skilled and trained workforce
- Procurement Team prepares a Request for Proposal to be issued to the prequalified D-B firms
- Upon receipt of proposals, Procurement Team evaluates and ranks the firms; Manager submits to the Commission the tentatively selected firm with a recommendation to award the contract
- The award of the D-B contract is publicly announced by Manager with a statement regarding the basis of the award

## DISCUSSION

The Procurement Team has been assigned and has worked diligently with SVCW's Operations, Maintenance, and Engineering staff, senior management, other project managers and the engineering consultant (Owner's Advisors) to draft the Requests for Qualifications (RFQ) for the project. The project team was able to learn from the two previous projects' RFQ processes increasing the efficiency and effectiveness of the RFQ development process for the Pump Stations Improvements project. The RFQ is ready for issuance upon Commission approval.

The Pump Station Improvement Project will use the Progressive Design Build (PDB) process. The project's RFQ will possess unique criteria and scoring for the criteria. The process for obtaining Statement of Qualifications and Proposals from Design Build (DB) firms is as follows:

### Step 1 – Qualifications Step

- SVCW issues the RFQ
- DB firms submit Statements of Qualifications
- The Procurement Team's Selection Panel reviews the SOQs, checks references, and invites the top firms to interview
- Interviews are held with the top firms
- The Selection Panel combines the scores from SOQ, references, and interviews and shortlists the top firms. This project the short list will not be more than 3 firms.

### Step 2 – Proposal Step

- SVCW issues the RFP to the top shortlisted DB firms
- DB firms and Procurement Team meet for Confidential Meeting
- DB firms submit Proposals
- Interviews are held with key personnel from the DB firms
- The Selection Panel scores the proposals and interviews and makes recommendation to Manager for award of the design-build contract.

It is anticipated that Steps 1 and 2 will span from mid-July 2018 through January 2019 and that the Manager will make a recommendation for awarding a design-build

contract to the Commission at the February 14, 2019 meeting.

Once a DB firm is contracted to perform the work on the project, the process that will be followed is:

Stage 1 – Preconstruction Services:

- DB firm progresses the design from 10% level to approximately 60% level
- Throughout Stage 1, project costs are updated and decisions are made by SVCW
- At 60% design, a price for Stage 2 work will be negotiated

Stage 2 – Construction and Startup Services

- DB firm bring the 60% design to a level suitable for construction to begin (100% design)
- Construction can be “phased”; i.e., one portion of construction can begin while design of other portions is still being completed.
- Upon construction completion, facilities begin the startup phase, including operator training.
- Upon completion, the project will be presented to the Commission for acceptance

The anticipated schedule for the Pump Station Improvement Project Stages 1 and 2 will run from March 2019 through late Fall 2022. The timing for startup of the new pump stations and force main will be coordinated with the completion of the Gravity Pipe project.

Since 2017, Collaborative Strategies Consulting Inc. (CSC) has been providing project management services for the Menlo Park Pump Station, Redwood City Pump Station, Belmont Pump Station and the Belmont Force Main projects and staff has negotiated a task order scope and budget for CSC to continue project management services for the Pump Station Improvements project DB procurement process, through Stage 1 of the project and into Stage 2. CSC provided similar services on SVCW’s 48-in Force Main replacement project (from Redwood City pump station to the north end of Bair Island). The project was extremely complex, involved multiple regulatory agencies and was extremely successful, coming in ahead of schedule and within budget.

CSC’s task order will span the period of July 2018 to the end of 2019, when it is anticipated that Stage 1 services of the DB firm will progress into Stage 2. At that time, the scope and budget for another task order to cover the Stage 2 work period will be presented to the Commission for approval. The amount of the task order scope is \$460,530 or 0.007% of the total estimated capital cost for the Pump Station Improvement Project. This percentage is considered to be well within industry standards for projects of this level of design, construction and environmental complexity. All work is authorized and performed on a time and material basis



### FINANCIAL IMPACT

The work on the three pump stations and force main are described in the 2017 CIP Update with the allocated budgets as listed below.

CIP #7004 – Menlo Park Pump Station	\$25	million
CIP #7005 – Redwood City Pump Station	\$31	million
CIP #7006 – Belmont Pump Station	\$10	million
CIP #7011 – Belmont Force Main	\$ 3	million

The action today for approving the Pump Station Improvement Project Progressive Design Build Request for Qualifications has minimal financial impact as it does not obligate SVCW to expenditures of funds for the projects. It is anticipated staff will bring a contract to the Commission for approval in February 2019. Project Management services is on a time and material basis with a not-to-exceed budget of \$460,530 or 0.007% of the total estimated capital cost for the Pump Station Improvement Project.

### RECOMMENDATION

- i. Move adoption of RESOLUTION APPROVING REQUEST FOR QUALIFICATIONS PROCUREMENT DOCUMENTS IN CONNECTION WITH THE PUMP STATION IMPROVEMENT PROJECT AND AUTHORIZE MANAGER TO ISSUE REQUEST FOR QUALIFICATIONS TO INTERESTED DESIGN-BUILD ENTITIES
- ii. Move approval of TASK ORDER SCOPE AND BUDGET FOR PROJECT MANAGEMENT SERVICES FOR PUMP STATION IMPROVEMENT PROJECT (CIP #S7004, 7005, 7006, 7011) IN AN AMOUNT NOT TO EXCEED \$460,530 AND AUTHORIZE MANAGER TO APPROVE UP TO TEN PERCENT CONTINGENCY FOR ADDITIONAL WORK ON AN AS-NEEDED BASIS – COLLABORATIVE STRATEGIES CONSULTING INC

**FRONT OF PLANT PROJECT (CIP #6013, 6014, AND 9160)  
DESIGN BUILD AGREEMENT – STAGE 2B AMENDMENT**

ISSUE

Approval of Amendment 2B to the Front of Plant (FoP) Design-Build Agreement for JF Shea/Parsons Joint Venture

BACKGROUND

SVCW's Regional Environmental Sewer Conveyance Upgrade (RESCU) Program includes conveyance system improvements to transport wastewater from member agencies' collection systems to the SVCW wastewater treatment plant. A major component of the conveyance system is the Front of Plant projects that include: 1) Receiving Lift Station (RLS) to lift the wastewater from the gravity pipeline to the surface to be 2) screened and de-gritted by the new Headworks (HWKS) before flowing to the treatment plant primary influent channel in 3) the new Influent Pipeline (IPL). The Front of Plant project is composed of the RLS, HWKS and IPL in addition to various electrical, chemical storage, site civil and odor control projects.

In November 2017, the Commission approved the Shea/Parsons Joint Venture (SPJV) Design-Build Agreement which included provisions for both Stage 1 and Stage 2 activities. Stage 1 activities include design services to bring conceptual designs from the 10 percent level to approximately the 60 percent design level at which point, Stage 2 activities (design completion and construction) could be defined and budgeted. The November 2017 action by the Commission approved the scope of work and budget for Stage 1, with the anticipation that Stage 2 would be authorized at a later date when the design work was completed sufficiently to scope and budget Stage 2 activities.

The Design-Build Agreement allows for release of Stage 2 activities in "packages" rather than waiting for the entire project to reach 60% design. This is a significant benefit to the progressive design-build process in that it allows portions of the design to progress faster than other portions.

In June 2018, the Commission approved the first Stage 2 amendment (Stage 2A Amendment). That amendment authorized pile fabrication and installation for the RLS piping supports, the Headworks Facility and the Influent Pipeline. Completing underground work early will save cost and schedule on the future Stage 2 work. Since last month, an opportunity for additional efficiency was identified and, therefore, staff anticipates that Stage 2 of the work will be split into four packages as follows:

Stage 2A Amendment – Reinforced Concrete Pile fabrication and installation.

Stage 2B Amendment – Support of Excavation mobilization and site preparation

Stage 2C Amendment – Deep Shaft Construction (expected in August 2018)

Stage 2D Amendment – Completion of FoP project (expected in December 2018)

## DISCUSSION

Stage 2B Amendment is a predecessor to the Stage 2C Deep Shaft Construction amendment that will be brought to the Commission in August 2018. Stage 2B covers mobilization and site preparation activities by the specialty subcontractor who will be responsible for the deep shaft construction. It also covers work required by the engineer-of-record to bring the deep shafts' design from the 60% level to the 100% level.

This Stage 2B Amendment is recommended after rigorous value engineering and comprehensive engineering feasibility reviews. SVCW management has held detailed negotiations and discussion with SPJV and is confident of the cost, schedule and risk reductions using this approach to the deep shaft construction.

The Stage 2B Amendment includes the following components:

- Tunnel boring machine Retrieval shaft and RLS shaft final designs
- Hydraulics and Computational Fluid Dynamics analysis
- Soil Borings and Laboratory Analysis
- Revised Physical Modeling of reconfigured shafts
- Shaft Constructor mobilization, Site preparation and Guide Walls setup

The total authorization requested for Amendment 2B Amendment described above is \$1,299,447. It is anticipated that the cost for the deep shafts construction (upcoming Stage 2C Amendment) will be approximately \$11 million for the specialty subcontractor and approximately \$4 million for the Shea/Parsons construction team.

## FINANCIAL IMPACT

The scope represented by this work will be funded from the following Front of Plant CIP projects.

- CIP #6013 Receiving Lift Station and FoP Site Civil
- CIP #6014 Influent Pipeline
- CIP #9160 WWTP Headworks

These CIP projects have a total allocated budget of \$126 million. To date, approximately \$7.6 million has been expended. The total not-to-exceed amount for this agenda item is \$1,299,447.

## RECOMMENDATION

Move adoption of RESOLUTION APPROVING STAGE 2B DESIGN BUILD AGREEMENT AMENDMENT FOR FRONT OF PLANT PROJECT (CIP #6013, 6014, 9160); AND AUTHORIZING MANAGER TO APPROVE CONTRACT CHANGE

ORDERS UP TO TEN PERCENT OF THE CONTRACT PRICE FOR SAID STAGE  
2B AMENDMENT – Shea/Parsons Joint Venture - (\$1,299,447)

**APPOINT SVCW MANAGER**

ISSUE

Appoint Teresa Herrera as Manager of Silicon Valley Clean Water (SVCW)

BACKGROUND

During closed session at the Commission's June 28, 2018 meeting, the Commission interviewed Teresa Herrera for the position Manager of SVCW due to the vacancy of the position by former Manager Daniel T. Child. An ad hoc committee was formed by the Chair consisting of Commissioners Otte and Grassilli to negotiate and recommend salary and benefits for Ms. Herrera. Ms. Herrera was previously appointed Acting Manager on a temporary basis with an upgrade in pay pursuant to the Authority's Temporary Upgrade Policy (Administrative Policy No. 1989-03) that establishes a higher salary rate for an employee who is temporarily working outside his/her classification.

DISCUSSION

Section 3.5 of the JPA requires that the position of Manager of SVCW be appointed by the Commission. Moreover, Government Code Section 94953(c)(3), requires that the Commission orally report out during an open meeting the salary amount of any executive officer of a local agency before taking final action. This requirement was added by the legislature following the City of Bell scandal to ensure greater transparency concerning the compensation of high-level officials. Local Agency Executive is defined to include the chief executive officer of a local agency (e.g., city manager). In this case, the SVCW Manager performs the duties of a chief executive officer and, therefore, qualifies under the statute.

For purposes of considering the appointment of SVCW Manager due to the vacancy of the position, the ad hoc committee met with Ms. Herrera and negotiated a monthly salary of \$25,000, along with other benefits including paid vacation, severance pay, performance pay, housing allowance and medical, life and retirement benefits. Once Ms. Herrera is appointed SVCW Manager and the salary and benefits are approved by the Commission, a written employment agreement will be prepared and presented to this Commission for consideration and ratification at a later meeting.

FINACIAL IMPACT

If appointed Manager of SVCW, Ms. Herrera will be paid a monthly salary of \$25,000.00 and receive a negotiated benefits' package approved by this Commission.

RECOMMENDATION

- i. Chair to orally report out recommendation that Manager's monthly salary amount be set at \$ 25,000

- ii. Move approval of RESOLUTION APPOINTING TERESA HERRERA AS  
MANAGER OF SILICON VALLEY CLEAN WATER AND ESTABLISHING  
MANAGER COMPENSATION