

**COMMISSION OF SILICON VALLEY CLEAN WATER
JOINT POWERS AUTHORITY
REGULAR MEETING – Thursday, August 10, 2017
8:00 a.m.**

Place: Pelican Conference Room
Silicon Valley Clean Water
1400 Radio Road, 2nd Floor
Redwood City, California

COMMISSIONERS

MAYOR JOHN SEYBERT, REDWOOD CITY – CHAIR

COUNCIL MEMBER WARREN LIEBERMAN, PhD., BELMONT – VICE CHAIR

BOARD MEMBER GEORGE S. OTTE, P.E., WEST BAY SANITARY DISTRICT – MEMBER

MAYOR ROBERT GRASSILLI, SAN CARLOS – SECRETARY

MANAGER: DANIEL T. CHILD

ATTORNEY FOR THE AUTHORITY: CHRISTINE C. FITZGERALD

CONTROLLER/TREASURER: KIMBRA MCCARTHY

AMERICANS WITH DISABILITIES ACT

In compliance with the Americans with Disabilities Act, if you need special assistance to participate in this meeting, please contact SVCW (650) 591-7121. Notification in advance of the meeting will enable the Authority to make reasonable arrangements to ensure accessibility to this meeting.

AGENDA

1. CALL TO ORDER

2. ROLL CALL

3. PLEDGE OF ALLEGIANCE

4. PUBLIC COMMENT

Any member of the public may address and ask questions of the Chair under this item relating to any matter within the Commission's jurisdiction that does not appear as a separate item on the Agenda. An opportunity will be provided for members of the public to address the Chair and ask questions about any item that is listed on the agenda at the time the Commission considers the item and before action is taken. If you address the Commission on a non-agenda item, please be aware that the Ralph M. Brown Act (Gov. C. § 54950 et seq.) prohibits the Commission from acting on or discussing such matters at this meeting. Any such item may be referred to staff for a decision with regard to placing it on a future agenda for discussion, action or a report.

5. SAFETY MOMENT and REPORTS

- A. Safety Moment
- B. Manager's Report (verbal)
- C. Financial Reports
 - 1. Investment Report June 30, 2017
- D. Engineering Projects Status Update July 2017
- E. Commission Requested Staff-Level Action Items
- F. RESCU Program Design-Build Project Status Update Presentation

6. MATTERS OF COMMISSION MEMBER'S INTEREST

7. CONSIDERATION OF MOTION APPROVING CONSENT CALENDAR

8. BUSINESS ITEMS

- A. CONSIDERATION OF MOTIONS APPROVING TASK ORDER'S FOR PRELIMINARY DESIGN SERVICES - MENLO PARK PUMP STATION PROJECT (CIP #7004) AND REDWOOD CITY PUMP STATION PROJECT (CIP #7005)

Proposed Actions:

- i. Move approval of TASK ORDER SCOPE AND BUDGET FOR PRELIMINARY DESIGN SERVICES FOR THE MENLO PARK PUMP STATION PROJECT (CIP #7004) IN AN AMOUNT NOT TO EXCEED \$580,691 AND AUTHORIZE MANAGER TO APPROVE UP TO TEN PERCENT CONTINGENCY FOR ADDITIONAL WORK ON AN AS-NEEDED BASIS – BROWN AND CALDWELL
- ii. Move approval of TASK ORDER SCOPE AND BUDGET FOR PRELIMINARY DESIGN SERVICES FOR THE REDWOOD CITY PUMP STATION PROJECT (CIP #7005) IN AN AMOUNT NOT TO EXCEED \$590,316 AND AUTHORIZE MANAGER TO APPROVE UP TO TEN PERCENT CONTINGENCY FOR ADDITIONAL WORK ON AN AS-NEEDED BASIS – BROWN AND CALDWELL

- B. CONSIDERATION OF MOTION APPROVING TASK ORDER SCOPE AND BUDGET FOR PROGRAM MANAGEMENT SUPPORT SERVICES FOR THE RESCU PROGRAM (CIP #6006)

Proposed Action: Move approval of TASK ORDER SCOPE AND BUDGET FOR PROGRAM MANAGEMENT SUPPORT SERVICES FOR THE RESCU PROGRAM (CIP #6006) IN AN AMOUNT NOT TO EXCEED \$398,022 AND AUTHORIZE MANAGER TO APPROVE UP TO

TEN PERCENT CONTINGENCY FOR ADDITIONAL WORK ON AN AS-NEEDED BASIS –
WEST YOST ASSOCIATES

- C. CONSIDERATION OF MOTION APPROVING TASK ORDER SCOPE AND BUDGET FOR PROFESSIONAL CONSTRUCTION MANAGEMENT SERVICES FOR SVCW CIP AND CAPITAL PROJECTS

Proposed Action: Move approval of TASK ORDER SCOPE AND BUDGET FOR CONSTRUCTION MANAGEMENT SERVICES IN AN AMOUNT NOT TO EXCEED \$3,308,106 AND AUTHORIZE MANAGER TO APPROVE UP TO TEN PERCENT CONTINGENCY FOR ADDITIONAL WORK ON AN AS-NEEDED BASIS - TANNER PACIFIC INC.

- D. CONSIDERATION OF RESOLUTION APPROVING MASTER SERVICES AGREEMENT AND TASK ORDER FOR OPERATIONS, MAINTENANCE AND ENGINEERING COORDINATION SERVICES

Proposed Action: Move adoption of RESOLUTION APPROVING MASTER SERVICES AGREEMENT AND TASK ORDER SCOPE AND BUDGET FOR OPERATIONS-MAINTENANCE-ENGINEERING COORDINATION SERVICES IN AN AMOUNT OF \$2.1 MILLION AND AUTHORIZE MANAGER TO APPROVE UP TO TEN PERCENT CONTINGENCY FOR ADDITIONAL WORK ON AN AS-NEEDED BASIS – DNS STRATEGIC PARTNERS, LLC

9. CLOSED SESSION

A. CONFERENCE WITH LEGAL COUNSEL – ANTICIPATED LITIGATION

(Government Code §54956.9(d)(4)) Number of Potential Cases: 1

10. RECONVENE IN OPEN SESSION – Announce action taken in Closed Session, if any.

11. ADJOURN

CONSENT CALENDAR

NOTICE TO PUBLIC

All matters listed under CONSENT CALENDAR are considered to be routine. There may be discussion on items on the CONSENT CALENDAR. All items will be enacted by one motion with a roll call vote unless members of the Commission, staff, or public request specific items be removed from the CONSENT CALENDAR for separate action.

7. A. APPROVAL OF MINUTES – July 13, 2017

B. CONSIDERATION OF MOTION APPROVING CLAIMS AND CHECKS DATED JUNE 17, 2017 AND NECESSARY PAYMENTS THROUGH AUGUST 1, 2017

C. CONSIDERATION OF MOTIONS APPROVING TASK ORDER SCOPE AND BUDGET FOR DEVELOPMENT OF DESIGN STANDARDS FOR CIP PROJECTS

Proposed Actions:

- i. Move approval of TASK ORDER SCOPE OF WORK AND BUDGET FOR DESIGN STANDARDS DEVELOPMENT IN AN AMOUNT NOT TO EXCEED \$149,550 AND AUTHORIZE MANAGER TO APPROVE UP TO TEN PERCENT CONTINGENCY FOR ADDITIONAL WORK ON AN AS-NEEDED BASIS – KENNEDY/JENKS CONSULTANTS
- ii. Move approval of TASK ORDER SCOPE OF WORK AND BUDGET FOR DESIGN STANDARDS DEVELOPMENT IN AN AMOUNT NOT TO EXCEED \$111,562 AND AUTHORIZE MANAGER TO APPROVE UP TO TEN PERCENT CONTINGENCY FOR ADDITIONAL WORK ON AN AS-NEEDED BASIS – BROWN AND CALDWELL

D. CONSIDERATION OF MOTION APPROVING TASK ORDER FOR THE DIGESTER #1 REHABILITATION PROJECT (CIP #9215)

Proposed Action: Move approval of TASK ORDER SCOPE OF WORK AND BUDGET FOR ENGINEERING DESIGN SERVICES FOR THE DIGESTER #1 REHABILITATION (CIP #9215) IN AN AMOUNT NOT TO EXCEED \$202,410 AND AUTHORIZE MANAGER TO APPROVE UP TO TEN PERCENT CONTINGENCY FOR ADDITIONAL WORK ON AN AS-NEEDED BASIS – KENNEDY/JENKS CONSULTANTS

E. CONSIDERATION OF RESOLUTION APPROVING AGREEMENT FOR JANITORIAL SERVICES

Proposed Action: Move adoption of RESOLUTION APPROVING AGREEMENT FOR JANITORIAL SERVICES IN AN AMOUNT NOT TO EXCEED \$81,000 AND AUTHORIZE MANAGER TO APPROVE UP TO TEN PERCENT CONTINGENCY FOR ADDITIONAL WORK ON AN AS-NEEDED BASIS – KARLA’S JANITORIAL SERVICE

F. CONSIDERATION OF RESOLUTIONS TO ESTABLISH RATES OF PAY FOR CONFIDENTIAL GENERAL EMPLOYEES AND APPROVAL OF UPDATED CONSOLIDATED PAY SCHEDULE FOR ALL EMPLOYEES

Proposed Actions:

- i. Move adoption of RESOLUTION ESTABLISHING RATES OF PAY AND RELATED COMPENSATION FOR CONFIDENTIAL GENERAL EMPLOYEES OF SILICON VALLEY CLEAN WATER AND RESCINDING AND RESTATING CERTAIN PROVISIONS OF RESOLUTION NO. SVCW 17-35 AND RESCINDING ANY AND ALL OTHER RESOLUTIONS OR PROVISIONS THEREOF IN CONFLICT HEREWITH
- ii. Move adoption of RESOLUTION AMENDING SECTION 6 OF RESOLUTION NO. SVCW 77-6 THE SVCW PERSONNEL RESOLUTION, RELATED TO CLASSIFICATION OF POSITIONS AND RESCINDING RESOLUTION NO. SVCW 17-38 AND ANY AND ALL OTHER RESOLUTIONS OR PROVISIONS THEREOF IN CONFLICT HEREWITH
- iii. Move adoption of RESOLUTION APPROVING UPDATED CONSOLIDATED PAY SCHEDULE FOR ALL REPRESENTED AND UNREPRESENTED EMPLOYEES OF SILICON VALLEY CLEAN WATER FOR FISCAL YEAR 2017-2018 AND RESCINDING RESOLUTION NO. SVCW 17-42

G. CONSIDERATION OF MOTION APPROVING REMOVAL OF FIXED ASSETS FROM THE FINANCIAL RECORDS OF SVCW

Proposed Action: Move approval to REMOVE FIXED ASSET #12532 WITH A TOTAL REMAINING BOOK VALUE OF \$26,026.76 FROM THE SVCW’S FINANCIAL RECORDS

SAFETY MOMENT

“Summer is Here, and with it Plenty of Dangers...”

By: Jackeline Luna, Bay Area News Group

Summer has officially arrived so that means more boats out on the Delta, more people going for a swim at beaches and lakes, and more people out on the trails.

When it comes to recognizing the signs of pool drownings, CDC Medical Epidemiologist Capt. Julie Gilchrist said most people are looking for scenes straight out of a Hollywood movie, but it hardly ever plays out that way.

“Drowning is silent, and it happens in seconds,” Gilchrist said. “The last thing someone drowning wants to do is raise their arms because they’ll sink faster.”

She said victims attempt to swim, but their efforts look uncoordinated. Their head drops repeatedly underwater, and they attempt to roll onto their back.

Out on the ocean, swimmers in peril look slightly different than they do in swimming pools.

Whenever Brendan Daly, a Santa Cruz County Fire marine safety officer, is manning the lifeguard tower, he isn’t looking for someone frantically splashing around or crying out for help.

What he’s scanning the water for is someone with their back to the waves, head tilted upward and hair possibly covering their face.

Last year, Santa Cruz County lifeguards performed 257 rescues between Memorial Day and Labor Day. During the same period, two persons drowned.

“People usually overestimate their own swimming abilities,” Daly said. “They think the ocean is like a swimming pool, but it is a very unique environment and it changes really fast.”

Francis Smith, a UC Berkeley coastal oceanographer, has been studying rip currents on the West Coast for decades. He said even the most experienced pool swimmers can find themselves in need of rescue or the victims of drowning.

If you ask him what’s the most dangerous beach in the Bay Area, he’ll tell you it is 50 miles north of San Francisco.

The powerful underwater channels in Point Reyes Beach, also known as Great Beach, can easily sweep unsuspecting victims out to sea.

“The place where rip currents are have a tendency to be calm,” Smith said. “You are better off swimming where the waves are breaking than you are going where there aren’t waves.”

In Contra Costa County, the Sacramento-San Joaquin Delta is the most popular destination for cooling off during the summer. It is also an accident hotspot.

On weekdays, the murky and choppy waters attract fishermen and kayakers. The weekends, not so much. The area is usually teeming with boats, personal watercraft and alcohol Friday through Sunday.

“It’s a big party out here,” Deputy Lance Morrison said. “We see people ignoring the speed limit, not knowing what side of the Delta to drive on and boating under the influence.”

One thing he said stays consistent all week is the number of people not wearing a life jacket.

Less than a month ago, the Contra Costa County Marine Patrol responded to two fatal incidents outside its jurisdiction. The unit was able to arrive at the scene before its Sacramento County counterpart because of its proximity to the county border. The first victim died while attempting to rescue his son, and the second died after he jumped into the water to retrieve his hat. In both cases, the individuals were not wearing a life jacket.

“The temperature of the water is insulting to the lungs, and the current is strong,” Deputy Doug Powell said. “Both deaths could have been prevented by wearing a life jacket.”

Last year in Northern California, there were 266 boating accidents that resulted in 150 injuries and 36 fatalities. The Delta and San Francisco Bay were at the top of the list of accident-prone areas.

While out on a scheduled patrol last week, Powell and Morrison spotted a vessel that looked perfectly in order. Powell waved, and the three fishermen on the boat smiled and waved back.

Suddenly, the patrol boat stopped and shifted direction. The officers noticed something was missing on the side of the boat — a registration sticker. That’s probable cause to stop the boat.

While Deputy Morrison ran the vessel number on the computer, Powell went through every item on the safety checklist. Are there enough life jackets on board for every person on the boat? Where is the throwaway device? Where is the fire extinguisher?

The boat failed the inspection.

In California, boating-safety classes are not required to operate watercraft. Many of the people the marine patrol unit stops are not aware that by law there must be a life jacket

on board for each person or that recreational boats over 16 feet must have a throwable flotation device on deck.

The flotation device on the boat Powell and Morrison stopped was stowed at the bottom of the boat.

“The current is strong here, and visibility is only 2 feet,” Powell said. “By the time they retrieve it, it can be too late.”

A law that goes into full effect next year will require 16- to 20-year-olds to carry a boating card issued by the California Division of Boating and Waterways to operate any watercraft. The California Boater Education Law, passed in 2015, will expand every year to include a new age group. By 2025, all persons who operate a motorized recreational vessel on California waters must have a valid certification card. Once issued, the card remains valid for a boat operator’s lifetime.

Powell, who lobbied for the legislation, said educating boaters on safety will help reduce the number of accidents and fatalities across the Bay Area and all of California.

SILICON VALLEY CLEAN WATER

JOINT POWERS AUTHORITY ~ A PUBLIC ENTITY



1400 RADIO ROAD
REDWOOD CITY, CALIFORNIA 94065
650.591.7121 | FAX: 650.591.7122
WWW.SVCW.ORG

CITY OF SAN CARLOS | CITY OF REDWOOD CITY | CITY OF BELMONT | WEST BAY SANITARY DISTRICT

SILICON VALLEY CLEAN WATER

INVESTMENT LISTING

June 30, 2017

Broker/Dealer Investment Name	Composite Credit	Maturity	Coupon Rate	Yield to Maturity	Par Value	Market Value	Cost	Estimated Annual \$ Yield Earnings
Annual OPS and CAP Budget Reserve								
CLARK CNTY NEV FOR ISSUES DTD GO BDS	N.A.	07/01/2017	4.300%	-	50,000	50,000	50,706	-
FEDERAL HOME LN MTG CORP PARTN CTF	N.A.	03/01/2018	5.000%	1.80	34,690	34,891	35,936	628
FEDERAL HOME LN MTG CORP PARTN GOLD	N.A.	02/01/2020	5.000%	1.99	55,230	56,885	58,267	1,132
FEDERAL HOME LOAN BKS CONS BDS	AA+	12/13/2019	2.375%	1.52	60,000	61,285	61,842	928
FEDERAL HOME LOAN BKS CONS BDS	AA+	02/18/2021	1.375%	1.62	30,000	29,693	30,417	481
FEDERAL HOME LOAN BKS CONS BDS	AA+	12/08/2017	3.125%	1.28	85,000	85,710	85,940	1,100
FEDERAL FARM CR BKS CONS SYSTEMWIDE	AA+	09/17/2018	1.950%	1.39	100,000	100,606	101,440	1,398
FEDERAL FARM CR BKS CONS SYSTEMWIDE	AA+	04/09/2018	1.141%	1.08	50,000	50,074	49,959	543
FEDERAL HOME LOAN BKS CONS BDS	AA+	03/09/2018	4.625%	1.25	125,000	127,961	129,480	1,601
FEDERAL HOME LOAN BKS CONS BDS	AA+	07/01/2019	4.375%	1.47	50,000	52,863	53,165	777
FEDERAL HOME LOAN BKS CONS BDS	AA+	09/13/2019	4.500%	1.50	100,000	106,455	108,206	1,599
FEDERAL HOME LN MTG CORP	AA+	07/25/2017	1.000%	1.03	50,000	49,999	50,035	514
FEDERAL NATL MTG ASSN	AA+	06/22/2020	1.500%	1.56	30,000	29,940	30,378	468
FEDERAL NATL MTG ASSN	AA+	11/30/2020	1.500%	1.51	30,000	29,831	30,311	450
FEDERAL NATL MTG ASSN	AA+	02/26/2021	1.375%	1.70	30,000	29,648	30,323	505
FEDERAL NATL MTG ASSN	AA+	11/27/2018	1.625%	1.35	60,000	60,214	60,686	811
FEDERAL NATL MTG ASSN GTD REMIC	NR	09/25/2019	2.171%	1.74	150,000	151,221	151,969	2,628
FEDERAL NATL MTG ASSN	AA+	09/25/2020	1.750%	1.73	100,000	99,876	100,822	1,729
FEDERAL HOME LN MTG CORP MULTICLASS	NR	11/25/2019	1.869%	1.76	130,000	130,297	129,817	2,292
FEDERAL HOME LN MTG CORP	AA+	05/30/2019	1.750%	1.39	30,000	30,202	30,506	420
FEDERAL HOME LN MTG CORP	AA+	10/02/2019	1.250%	1.46	30,000	29,835	30,194	436
FEDERAL HOME LN MTG CORP MULTICLASS	N.A.	04/15/2020	4.000%	1.84	28,429	28,947	29,282	533
FEDERAL NATL MTG ASSN GTD PASSTHRU	N.A.	12/01/2019	5.500%	1.91	42,046	43,233	44,464	826
FEDERAL NATL MTG ASSN GTD PASSTHRU	N.A.	03/01/2020	5.500%	1.77	17,721	17,839	18,364	316
FEDERAL NATL MTG ASSN GTD PASSTHRU	N.A.	04/01/2020	5.000%	2.00	26,248	27,087	27,708	542
GNMA II PASSTHRU CTF POOL #003421	N.A.	08/20/2018	4.500%	2.00	11,640	11,659	12,195	233
GENERAL ELEC CAP CORP MTN	A+	08/07/2018	1.449%	1.35	75,000	75,175	74,771	1,014
IOWA FIN AUTH REV ST REVOLVING FD	AAA	08/01/2018	3.280%	1.37	50,000	50,862	51,280	699
MCDONALDS CORP MED TERM NT FR	BBB+	10/15/2017	5.800%	1.43	25,000	25,281	25,583	363
NORTH ST PAUL MAPLEWOOD MINN I GO	AA	02/01/2018	5.000%	1.41	50,000	50,974	51,588	717
SAN LUIS ARIZ PLEDGED EXCISE T REV	N.A.	07/01/2017	2.000%	-	50,000	50,000	50,000	-
SMALL BUSINESS ADMIN GTD LN POOL	N.A.	02/25/2019	3.825%	2.96	33,225	33,444	34,476	990
U S BANCORP MTNS BK ENT FR	AA-	11/15/2018	1.950%	1.56	50,000	50,257	50,076	781
UNIVERSITY CALIF REVS FOR PREV GEN	AA	07/01/2019	1.796%	1.26	50,000	50,064	49,640	631
WELLS FARGO & CO NEW SR GLBL NT	A+	12/11/2017	5.625%	1.48	50,000	50,870	50,997	751
FEDERAL FARM CR BKS CONS SYSTEMWIDE	AA+	10/26/2018	1.010%	1.29	80,000	79,604	80,000	1,025
MONTGOMERY CNTY MD CTF PARTN COPS	N.A.	11/01/2019	1.200%	1.74	100,000	98,559	100,049	1,716
RICHMOND VA GO PUB IMPT BDS C	AA	07/15/2021	2.599%	1.93	100,000	101,946	105,211	1,964
PORT MORROW ORE TRANSMISSION F REV	AA	09/01/2021	2.737%	2.15	100,000	101,907	104,828	2,189
WACO TEX INDPT SCH DIST REF BDS	N.A.	02/15/2020	4.000%	1.72	110,000	116,438	118,630	1,997
FEDERAL HOME LN MTG CORP	AA+	12/30/2019	1.500%	1.55	80,000	79,837	80,000	1,237
FEDERAL HOME LN MTG CORP	AA+	10/28/2019	1.625%	1.63	220,000	219,298	219,923	3,566
FEDERAL FARM CR BKS CONS SYSTEMWIDE	AA+	07/19/2021	2.030%	2.05	60,000	59,690	60,000	1,225
FEDERAL FARM CR BKS CONS SYSTEMWIDE	AA+	01/24/2022	2.050%	2.11	40,000	39,876	40,000	841
FEDERAL HOME LN MTG CORP	AA+	10/25/2019	1.600%	1.60	80,000	79,730	80,000	1,279
FEDERAL HOME LN MTG CORP	AA+	12/28/2020	2.000%	1.99	80,000	80,000	80,000	1,588
FEDERAL HOME LN MTG CORP MEDIUM	AA+	07/27/2020	1.625%	1.67	80,000	79,763	80,000	1,331
FEDERAL HOME LN MTG CORP	AA+	05/15/2020	1.600%	1.66	150,000	149,414	150,000	2,485
CASH & EQUIVALENTS	-	-	-	0.87	-	242,384	242,384	2,109
Annual OPS and CAP Budget Reserve Total						\$ 3,491,621	\$ 3,521,845	\$ 53,387

SILICON VALLEY CLEAN WATER

JOINT POWERS AUTHORITY ~ A PUBLIC ENTITY



1400 RADIO ROAD
REDWOOD CITY, CALIFORNIA 94065
650.591.7121 | FAX: 650.591.7122
WWW.SVCW.ORG

CITY OF SAN CARLOS | CITY OF REDWOOD CITY | CITY OF BELMONT | WEST BAY SANITARY DISTRICT

Broker/Dealer	Composite	Coupon	Yield to				Estimated	
Investment Name	Credit	Maturity	Rate	Maturity	Par Value	Market Value	Annual \$	
Capital Improvement Program Reserve						Cost	Yield	
APPLE INC SR FLT NT	AA+	02/07/2020	1.430%	1.38	100,000	100,362	99,821	1,380
BERGEN CNTY N J TAXABLE GO BDS 2008	N.A.	11/01/2019	6.000%	1.58	100,000	105,946	106,498	1,678
BERKSHIRE HATHAWAY FIN CORP GTD SR	AA	05/15/2018	5.400%	1.50	100,000	103,278	103,892	1,551
CALIFORNIA ST GO BDS TAXABLE	AA-	10/01/2019	6.200%	1.54	100,000	109,452	110,063	1,687
CHEVRON CORPORATION SR NT	AA-	03/03/2019	4.950%	1.71	100,000	105,319	105,848	1,800
CISCO SYS INC SR GLBL NT	A+	01/15/2020	4.450%	1.82	125,000	133,168	134,279	2,424
CLARK CNTY NEV FOR ISSUES DTD GO BDS	N.A.	07/01/2017	4.300%	-	25,000	25,000	25,353	-
COLGATE PALMOLIVE CO MTNS FR	AA-	11/01/2018	1.500%	1.45	100,000	100,081	100,242	1,449
EXXON MOBIL CORP SR FLT NT	AA+	03/15/2019	1.396%	1.34	100,000	100,147	99,935	1,345
FEDERAL HOME LN MTG CORP PARTN CTF	N.A.	03/01/2018	5.000%	1.80	11,663	11,731	12,082	211
FEDERAL HOME LN MTG CORP PARTN GOLD	N.A.	02/01/2019	5.000%	2.04	47,910	49,130	50,516	1,002
FEDERAL HOME LOAN BKS CONS BDS	AA+	12/13/2019	2.375%	1.52	340,000	347,279	345,416	5,261
FEDERAL HOME LOAN BKS CONS BDS	AA+	02/18/2021	1.375%	1.62	100,000	98,976	101,391	1,604
FEDERAL FARM CR BKS CONS SYSTEMWIDE	AA+	12/01/2017	2.500%	1.19	500,000	503,080	503,890	6,002
FEDERAL FARM CR BKS CONS SYSTEMWIDE	AA+	01/05/2018	4.500%	1.23	500,000	508,680	517,528	6,236
FEDERAL FARM CR BKS CONS SYSTEMWIDE	AA+	09/22/2017	5.000%	1.23	25,000	25,237	25,517	310
FEDERAL FARM CR BKS CONS SYSTEMWIDE	AA+	06/22/2018	5.050%	1.34	20,000	20,753	20,717	278
FEDERAL FARM CR BKS CONS SYSTEMWIDE	AA+	04/06/2020	5.300%	1.80	450,000	494,442	497,601	8,875
FEDERAL FARM CR BKS CONS SYSTEMWIDE	AA+	09/29/2017	4.750%	1.24	500,000	504,765	509,524	6,239
FEDERAL FARM CR BKS CONS SYSTEMWIDE	AA+	09/03/2019	5.320%	1.52	50,000	54,049	54,588	823
FEDERAL FARM CR BKS CONS SYSTEMWIDE	AA+	02/27/2018	4.670%	1.27	450,000	459,864	466,313	5,836
FEDERAL HOME LOAN BKS CONS BDS	AA+	09/08/2017	2.250%	1.10	250,000	250,513	251,623	2,746
FEDERAL HOME LOAN BKS CONS BDS	AA+	09/11/2020	2.875%	1.68	60,000	62,209	62,914	1,045
FEDERAL HOME LOAN BKS CONS BDS	AA+	12/08/2017	2.625%	1.22	500,000	502,930	504,220	6,156
FEDERAL HOME LOAN BKS CONS BDS	AA+	12/08/2017	3.125%	1.28	25,000	25,209	25,277	323
FEDERAL FARM CR BKS CONS SYSTEMWIDE	AA+	06/24/2019	1.520%	1.53	250,000	250,150	250,000	3,827
FEDERAL HOME LOAN BKS CONS BDS	AA+	08/15/2019	5.125%	1.49	60,000	64,507	65,302	963
FEDERAL HOME LOAN BKS CONS BDS	AA+	06/12/2020	4.625%	1.64	200,000	217,164	216,520	3,566
FEDERAL HOME LOAN BKS CONS BDS	AA+	12/14/2018	3.750%	1.42	250,000	258,435	259,088	3,670
FEDERAL HOME LOAN BKS CONS BDS	AA+	07/01/2019	4.375%	1.47	25,000	26,432	26,583	389
FEDERAL HOME LOAN BKS CONS BDS	AA+	12/13/2019	4.125%	1.52	125,000	132,738	134,414	2,022
FEDERAL HOME LOAN BKS CONS BDS	AA+	03/13/2020	4.125%	1.58	700,000	746,795	750,700	11,829
FEDERAL NATL MTG ASSN	AA+	01/21/2020	1.625%	1.52	100,000	100,303	102,006	1,521
FEDERAL NATL MTG ASSN	AA+	06/22/2020	1.500%	1.56	50,000	49,900	50,630	779
FEDERAL NATL MTG ASSN	AA+	11/30/2020	1.500%	1.51	50,000	49,718	50,519	749
FEDERAL NATL MTG ASSN	AA+	12/28/2020	1.875%	1.66	325,000	327,015	332,137	5,422
FEDERAL NATL MTG ASSN	AA+	02/26/2021	1.375%	1.70	100,000	98,826	101,077	1,682
FEDERAL NATL MTG ASSN	AA+	11/27/2018	1.625%	1.35	150,000	150,534	151,715	2,028
FEDERAL HOME LN MTG CORP MULTICLASS	NR	06/25/2020	3.531%	1.87	100,000	104,397	106,188	1,953
FEDERAL HOME LN MTG CORP	AA+	06/13/2018	4.875%	1.30	115,000	118,885	119,370	1,550
FEDERAL HOME LN MTG CORP	AA+	03/27/2019	3.750%	1.39	500,000	520,260	522,673	7,226
FEDERAL HOME LN MTG CORP	AA+	05/30/2019	1.750%	1.39	50,000	50,337	50,843	700
FEDERAL HOME LN MTG CORP	AA+	10/02/2019	1.250%	1.46	50,000	49,725	50,323	726
FEDERAL NATL MTG ASSN GTD PASSTHRU	N.A.	05/01/2018	3.840%	2.80	250,000	252,395	266,641	7,067
FEDERAL NATL MTG ASSN GTD PASSTHRU	N.A.	04/01/2019	2.680%	1.95	471,294	477,610	490,883	9,313
FEDERAL NATL MTG ASSN GTD PASSTHRU	N.A.	07/01/2019	1.940%	1.87	463,330	464,015	467,673	8,677
FEDERAL NATL MTG ASSN GTD PASSTHRU	N.A.	04/01/2019	5.000%	1.92	58,132	59,529	61,274	1,143
FEDERAL NATL MTG ASSN GTD PASSTHRU	N.A.	07/01/2019	4.821%	2.07	253,171	267,409	280,862	5,535
INTERNATIONAL BUSINESS MACHS SR GLBL	A+	02/06/2018	1.369%	1.27	100,000	100,095	99,977	1,272
IOWA FIN AUTH REV ST REVOLVING FD	AAA	08/01/2018	3.280%	1.37	25,000	25,431	25,640	349
MICROSOFT CORP NT	AAA	06/01/2019	4.200%	1.60	100,000	104,912	104,647	1,678
MONONA WIS TAXABLE PROM NTS 2015B	N.A.	06/01/2020	3.250%	2.49	100,000	101,936	101,838	2,540
NEW YORK N Y GOBDS 2011 C TAXABLE	AA	10/01/2018	3.480%	2.03	100,000	102,315	102,255	2,072
OHIO ST GO BDS 2009 C TAXABLE	AA+	03/01/2018	4.371%	1.43	100,000	101,957	102,842	1,453
ORACLE CORP SR FLT NT	A+	07/07/2017	1.350%	1.06	25,000	25,000	25,042	266
PASADENA CALIF PUB FING AUTH L LEASE	AA	03/01/2018	4.224%	1.84	25,000	25,334	25,496	465
TENNESSEE VALLEY AUTH GLBL PWR 07A	AA+	07/18/2017	5.500%	1.28	50,000	50,087	51,141	641
TENNESSEE VALLEY AUTH PWR BD 2008 B	AA+	04/01/2018	4.500%	1.30	500,000	511,680	516,625	6,662
WELLS FARGO & CO NEW SR GLBL NT	A+	12/11/2017	5.625%	1.48	25,000	25,435	25,498	376
FEDERAL FARM CR BKS CONS SYSTEMWIDE	AA+	10/26/2018	1.010%	1.29	100,000	99,505	100,000	1,282
MONTGOMERY CNTY MD CTFs PARTN COPS	N.A.	11/01/2019	1.200%	1.74	100,000	98,559	100,049	1,716
RICHMOND VA GO PUB IMPT BDS C	AA	07/15/2021	2.599%	1.93	100,000	101,946	105,211	1,964
BANK NEW YORK MTN BK ENT FR	A+	11/27/2020	2.450%	2.17	100,000	100,976	102,982	2,186
FEDERAL NATL MTG ASSN GTD PASSTHRU	N.A.	11/01/2020	3.410%	2.15	117,705	122,597	126,091	2,636
GILEAD SCIENCES INC SR NT	A-	09/01/2020	2.550%	2.08	100,000	101,441	103,730	2,109
WISCONSIN ST GEN FD ANNUAL APP REV	AA-	05/01/2021	1.616%	2.13	100,000	98,010	100,127	2,092
PORT MORROW ORE TRANSMISSION F REV	AA	09/01/2021	2.737%	2.15	225,000	229,291	235,863	4,925
WACO TEX INDPT SCH DIST REF BDS	N.A.	02/15/2020	4.000%	1.72	165,000	174,657	177,944	2,995
FEDERAL NATL MTG ASSN	AA+	05/26/2021	1.800%	1.95	260,000	258,224	260,000	5,035
FEDERAL HOME LN MTG CORP	AA+	12/30/2019	1.500%	1.55	260,000	259,470	260,000	4,019
FEDERAL HOME LN MTG CORP	AA+	12/30/2020	1.750%	1.82	340,000	338,514	340,000	6,174
FEDERAL HOME LN MTG CORP	AA+	10/28/2019	1.625%	1.63	600,000	598,086	599,790	9,725
FEDERAL FARM CR BKS CONS SYSTEMWIDE	AA+	07/19/2021	2.030%	2.05	80,000	79,587	80,000	1,633
FEDERAL FARM CR BKS CONS SYSTEMWIDE	AA+	01/24/2022	2.050%	2.11	120,000	119,628	120,000	2,524
FEDERAL HOME LN MTG CORP	AA+	10/25/2019	1.600%	1.60	120,000	119,594	120,000	1,918
FEDERAL HOME LN MTG CORP	AA+	12/28/2020	2.000%	1.99	120,000	120,000	120,000	2,382
FEDERAL HOME LN MTG CORP MEDIUM	AA+	07/27/2020	1.625%	1.67	80,000	79,763	80,000	1,331
FEDERAL FARM CR BKS CONS SYSTEMWIDE	AA+	10/05/2021	2.190%	2.18	120,000	120,000	120,000	2,614



SILICON VALLEY CLEAN WATER

JOINT POWERS AUTHORITY ~ A PUBLIC ENTITY



SVCW

Silicon Valley Clean Water
One Drop at a Time

1400 RADIO ROAD
REDWOOD CITY, CALIFORNIA 94065
650.591.7121 | FAX: 650.591.7122
WWW.SVCW.ORG

CITY OF SAN CARLOS | CITY OF REDWOOD CITY | CITY OF BELMONT | WEST BAY SANITARY DISTRICT

Broker/Dealer	Composite	Coupon	Yield to				Estimated
Investment Name	Credit	Maturity	Rate	Maturity	Par Value	Market Value	Annual \$ Yield
FEDERAL HOME LN MTG CORP	AA+	05/15/2020	1.600%	1.66	220,000	219,140	3,644
FEDERAL HOME LN MTG CORP	AA+	10/26/2021	2.000%	2.02	220,000	218,797	4,411
FEDERAL HOME LOAN BKS CONS BDS	AA+	04/27/2022	1.250%	2.18	220,000	219,710	4,787
CASH & EQUIVALENTS	-	-	-	0.87	-	1,404,381	12,218
Capital Improvement Program Reserve Total						\$ 16,094,733	\$ 250,695
						\$ 16,239,135	
Stage 2 Capacity Reserve							
BERKSHIRE HATHAWAY FIN CORP GTD SR	AA	05/15/2018	5.400%	1.50	100,000	103,278	1,551
CEDAR PARK TEX CTSF OBLIG TAXABLE	AA	08/15/2018	5.280%	1.49	50,000	51,961	776
CISCO SYS INC SR GLBL NT	A+	01/15/2020	4.450%	1.82	75,000	79,901	1,454
CLARK CNTY NEV FOR ISSUES DTD GO BDS	N.A.	07/01/2017	4.300%	-	100,000	100,000	-
CONOCOPHILLIPS NT	BBB+	05/15/2018	5.200%	1.67	50,000	51,485	859
FEDERAL HOME LN MTG CORP PARTN GOLD	N.A.	02/01/2019	5.000%	2.04	47,910	49,130	1,002
FEDERAL HOME LN MTG CORP PARTN GOLD	N.A.	11/01/2020	4.500%	1.88	44,234	45,235	850
FEDERAL HOME LOAN BKS CONS BDS	AA+	12/13/2019	2.375%	1.52	100,000	102,141	1,547
FEDERAL HOME LOAN BKS CONS BDS	AA+	02/18/2021	1.375%	1.62	100,000	98,976	1,604
FEDERAL HOME LOAN BKS CONS BDS	AA+	06/29/2018	0.875%	1.30	100,000	99,592	1,297
FEDERAL FARM CR BKS CONS SYSTEMWIDE	AA+	05/15/2018	4.500%	1.34	100,000	102,944	1,377
FEDERAL FARM CR BKS CONS SYSTEMWIDE	AA+	09/29/2017	4.750%	1.24	250,000	252,383	3,119
FEDERAL FARM CR BKS CONS SYSTEMWIDE	AA+	09/28/2018	4.780%	1.41	55,000	57,368	811
FEDERAL HOME LOAN BKS CONS BDS	AA+	09/08/2017	2.250%	1.10	250,000	250,513	2,746
FEDERAL HOME LOAN BKS CONS BDS	AA+	09/11/2020	2.875%	1.68	60,000	62,209	1,045
FEDERAL HOME LOAN BKS CONS BDS	AA+	12/08/2017	3.125%	1.28	100,000	100,835	1,294
FEDERAL FARM CR BKS CONS SYSTEMWIDE	AA+	06/24/2019	1.520%	1.53	200,000	200,120	3,062
FEDERAL FARM CR BKS CONS SYSTEMWIDE	AA+	04/09/2018	1.141%	1.08	50,000	50,074	543
FEDERAL HOME LOAN BKS CONS BDS	AA+	08/15/2019	5.125%	1.49	50,000	53,756	803
FEDERAL HOME LOAN BKS CONS BDS	AA+	03/09/2018	4.625%	1.25	75,000	76,777	960
FEDERAL HOME LOAN BKS CONS BDS	AA+	07/01/2019	4.375%	1.47	100,000	105,726	1,554
FEDERAL HOME LOAN BKS CONS BDS	AA+	03/13/2020	4.125%	1.58	125,000	133,356	2,112
FEDERAL HOME LN MTG CORP	AA+	07/25/2017	1.000%	1.03	100,000	99,998	1,029
FEDERAL NATL MTG ASSN	AA+	01/21/2020	1.625%	1.52	100,000	100,303	1,521
FEDERAL NATL MTG ASSN	AA+	06/22/2020	1.500%	1.56	100,000	99,799	1,559
FEDERAL NATL MTG ASSN	AA+	11/30/2020	1.500%	1.51	100,000	99,435	1,498
FEDERAL NATL MTG ASSN	AA+	12/28/2020	1.875%	1.66	175,000	176,085	2,919
FEDERAL NATL MTG ASSN	AA+	02/26/2021	1.375%	1.70	100,000	98,826	1,682
FEDERAL NATL MTG ASSN	AA+	01/14/2019	3.275%	1.46	100,000	102,907	1,503
FEDERAL HOME LN MTG CORP MULTICLASS	NR	10/25/2020	2.788%	1.73	64,860	65,742	1,138
FEDERAL HOME LN MTG CORP	AA+	03/27/2019	3.750%	1.39	250,000	260,130	3,613
FEDERAL HOME LN MTG CORP	AA+	05/30/2019	1.750%	1.39	100,000	100,674	1,400
FEDERAL HOME LN MTG CORP	AA+	08/01/2019	1.250%	1.45	100,000	99,601	1,440
FEDERAL HOME LN MTG CORP	AA+	10/02/2019	1.250%	1.46	100,000	99,450	1,452
FEDERAL HOME LN MTG CORP	AA+	04/09/2018	0.750%	1.29	100,000	99,625	1,286
FEDERAL NATL MTG ASSN GTD PASSTHRU	N.A.	05/01/2018	3.840%	2.80	200,000	201,916	5,654
FEDERAL NATL MTG ASSN GTD PASSTHRU	N.A.	12/01/2020	4.000%	1.99	74,224	76,839	1,529
FEDERAL NATL MTG ASSN GTD PASSTHRU	N.A.	07/01/2019	4.821%	2.07	211,754	223,663	4,630
GARNER N C GO PUB IMPT BDS TAXABLE	AA+	02/01/2018	3.050%	1.54	50,000	50,384	776
GENERAL ELEC CAP CORP MTN	A+	08/07/2018	1.449%	1.35	100,000	100,233	1,352
IOWA FIN AUTH REV ST REVOLVING FD	AAA	08/01/2018	3.280%	1.37	100,000	101,723	1,398
JPMORGAN CHASE & CO SR NT	A-	03/01/2021	2.550%	2.40	50,000	50,246	1,208
LANCASTER CNTY NEB SCH DIST NO SCH	AA	01/15/2021	4.550%	2.54	50,000	53,463	1,358
MCDONALDS CORP MED TERM NT FR	BBB+	10/15/2017	5.800%	1.43	50,000	50,561	725
NORFOLK VA GO CAP IMPT BDS 2010 B	AA	03/01/2019	4.650%	2.01	100,000	104,393	2,099
NORTH ST PAUL MAPLEWOOD MINN I GO	AA	02/01/2018	5.000%	1.41	100,000	101,948	1,434

SILICON VALLEY CLEAN WATER

JOINT POWERS AUTHORITY ~ A PUBLIC ENTITY



SVCW
Silicon Valley Clean Water
One Drop at a Time

1400 RADIO ROAD
REDWOOD CITY, CALIFORNIA 94065
650.591.7121 | FAX: 650.591.7122
WWW.SVCW.ORG

CITY OF SAN CARLOS | CITY OF REDWOOD CITY | CITY OF BELMONT | WEST BAY SANITARY DISTRICT

Broker/Dealer Investment Name	Composite Credit	Maturity	Coupon Rate	Yield to Maturity	Par Value	Market Value	Cost	Estimated Annual \$ Yield Earnings
SAN LUIS ARIZ PLEDGED EXCISE T REV	N.A.	07/01/2017	2.000%	-	100,000	100,000	100,000	-
TENNESSEE VALLEY AUTH PWR BD 2008 B	AA+	04/01/2018	4.500%	1.30	200,000	204,672	206,530	2,665
U S BANCORP MTNS BK ENT FR	AA-	11/15/2018	1.950%	1.56	100,000	100,514	100,151	1,563
UNIVERSITY CALIF REVS FOR PREV GEN	AA	07/01/2019	1.796%	1.26	50,000	50,064	49,640	631
WELLS FARGO & CO NEW SR GLBL NT	A+	12/11/2017	5.625%	1.48	100,000	101,739	101,993	1,503
XTO ENERGY INC SR NT	AA+	06/15/2018	5.500%	1.52	100,000	103,680	104,092	1,571
FEDERAL FARM CR BKS CONS SYSTEMWIDE	AA+	10/26/2018	1.010%	1.29	200,000	199,010	200,000	2,563
MONTGOMERY CNTY MD CTF5 PARTN COPS	N.A.	11/01/2019	1.200%	1.74	100,000	98,559	100,049	1,716
BANK NEW YORK MTN BK ENT FR	A+	11/27/2020	2.450%	2.17	150,000	151,464	154,473	3,279
GILEAD SCIENCES INC SR NT	A-	09/01/2020	2.550%	2.08	150,000	152,162	155,595	3,163
WISCONSIN ST GEN FD ANNUAL APP REV	AA-	05/01/2021	1.616%	2.13	100,000	98,010	100,127	2,092
FEDERAL HOME LN MTG CORP	AA+	08/25/2021	1.250%	1.98	90,000	88,624	90,000	1,751
METRO WASTEWR RECLAMATION DIS REV	AA+	04/01/2019	4.718%	2.02	100,000	105,317	107,178	2,122
WACO TEX INDPT SCH DIST REF BDS	N.A.	02/15/2020	4.000%	1.72	55,000	58,219	59,315	998
FEDERAL HOME LN MTG CORP	AA+	03/30/2021	1.500%	1.78	60,000	59,075	60,000	1,051
FEDERAL HOME LN MTG CORP	AA+	09/30/2021	1.050%	2.45	100,000	97,840	99,900	2,393
FEDERAL NATL MTG ASSN	AA+	09/30/2019	1.250%	1.48	60,000	59,548	59,985	884
FEDERAL NATL MTG ASSN	AA+	05/26/2021	1.800%	1.95	60,000	59,590	60,000	1,162
FEDERAL HOME LN MTG CORP	AA+	12/30/2020	1.750%	1.82	100,000	99,563	100,000	1,816
FEDERAL HOME LN MTG CORP	AA+	10/28/2019	1.625%	1.63	200,000	199,362	199,930	3,242
FEDERAL NATL MTG ASSN	AA+	08/24/2020	1.875%	1.90	250,000	249,510	250,000	4,733
FEDERAL FARM CR BKS CONS SYSTEMWIDE	AA+	07/19/2021	2.030%	2.05	80,000	79,587	80,000	1,633
FEDERAL FARM CR BKS CONS SYSTEMWIDE	AA+	01/24/2022	2.050%	2.11	60,000	59,814	60,000	1,262
FEDERAL HOME LN MTG CORP	AA+	10/25/2019	1.600%	1.60	380,000	378,716	380,000	6,075
FEDERAL HOME LN MTG CORP	AA+	12/28/2020	2.000%	1.99	310,000	310,000	310,000	6,154
FEDERAL HOME LN MTG CORP MEDIUM	AA+	07/27/2020	1.625%	1.67	40,000	39,882	40,000	666
FEDERAL FARM CR BKS CONS SYSTEMWIDE	AA+	10/05/2021	2.190%	2.18	280,000	280,000	280,000	6,098
FEDERAL FARM CR BKS CONS SYSTEMWIDE	AA+	01/05/2022	2.240%	2.25	120,000	119,586	120,000	2,695
FEDERAL HOME LN MTG CORP	AA+	10/26/2021	2.000%	2.02	150,000	149,180	150,000	3,007
FEDERAL HOME LOAN BKS CONS BDS	AA+	04/27/2022	1.250%	2.18	150,000	149,802	149,663	3,264
CASH & EQUIVALENTS	-	-	-	0.87	-	371,794	371,794	3,235
Stage 2 Capacity Reserve Total						\$ 9,220,579	\$ 9,308,748	\$ 149,561
Subtotal, Bank of the West						\$ 28,806,933	\$ 29,069,728	\$ 453,644
California Local Agency Investment Fund	LAIF	-	-	0.978		\$ 950,202	\$ 950,202	9,293
TOTAL UNRESTRICTED INVESTMENTS						\$ 29,757,135	\$ 30,019,930	\$ 462,937

Bank of New York (Trustee)

2008 Reserve Account - Morgan Stanley Treas Sec X9USDMORS	-	0.000%	-	-	11	11	-	-
2008 Revenue Account - Morgan Stanley Treas Sec X9USDMORS	-	0.000%	-	-	4	4	-	-
2008 Interest Account - Morgan Stanley Treas Sec X9USDMORS	-	0.000%	-	-	4,332	4,332	-	-
2009 Reserve Account - Federal National Mortgage Assn 313G3Q73	Aaa	7/26/2019	1.150%	1.16	4,736,598	4,780,000	54,945	-
2009 Reserve Account - BMW BK North Amer Salt Lake 05580ACK8	Aa	7/24/2019	2.000%	1.98	151,208	150,000	2,994	-
2009 Reserve Account - Morgan Stanley Treas Sec X9USDMORS	-	0.000%	-	-	71,313	71,313	-	-
2009 Reserve Account - Morgan Stanley Treas Sec X9USDMORS	-	0.000%	-	-	62,656	62,656	-	-
2009 Revenue FD Account - Morgan Stanley Treas Sec X9USDMORS	-	0.000%	-	-	534	534	-	-
2014 Revenue Account - Goldman Sachs Fin Sq Instl X9USDGLD4	-	0.000%	-	-	425	425	-	-
2014 Revenue Account - Cash	-	0.000%	-	-	2	2	-	-
2014 Interest Account - Goldman Sachs Fin Sq Instl X9USDGLD4	-	0.000%	-	-	13	13	-	-
2014 Principal Account - Goldman Sachs Fin Sq Instl X9USDGLD4	-	0.000%	-	-	7	7	-	-
2014 Project Account - Goldman Sachs Fin Sq Instl X9USDGLD4	-	0.000%	-	-	3,256	3,255	-	-
2014 Project Account - Cash	-	0.000%	-	-	17	17	-	-
2014 COI Account - Goldman Sachs Fin Sq Instl X9USDGLD4	-	0.000%	-	-	5,135	5,133	-	-
2014 COI Account - Cash	-	0.000%	-	-	26	26	-	-
2015 Project Account - LAIF	-	0.000%	0.978	-	566,331	566,331	5,539	-
2015 Project Account - Cash	-	0.000%	-	-	760	760	-	-
2015 Revenue Account - JP Morgan Prime MMKT Instl X9USDJPMP	-	0.000%	-	-	163	163	-	-
2015 Revenue Account - Cash	-	0.000%	-	-	-	-	-	-

SILICON VALLEY CLEAN WATER

JOINT POWERS AUTHORITY ~ A PUBLIC ENTITY



1400 RADIO ROAD
REDWOOD CITY, CALIFORNIA 94065
650.591.7121 | FAX: 650.591.7122
WWW.SVCW.ORG

CITY OF SAN CARLOS | CITY OF REDWOOD CITY | CITY OF BELMONT | WEST BAY SANITARY DISTRICT

Broker/Dealer	Investment Name	Composite Credit	Maturity	Coupon Rate	Yield to Maturity	Par Value	Market Value	Cost	Estimated Annual \$ Yield Earnings
	2008 Escrow Account - United States Treasury Notes 912828NR7	Aaa	7/31/2017	2.375%	2.37		7,498,614	7,715,749	177,117
	2008 Escrow Account - Cash		-	0.000%	-		581	581	-
	2009 Escrow - United States Treasury 912828XP0	Aaa	7/31/2017	0.625%	0.63		596,881	596,728	3,760
	2009 Escrow - United States Treasury 912828UJ7	Aaa	1/31/2018	0.875%	0.88		597,952	599,629	5,262
	2009 Escrow - Resolution Funding Corp Interest Strip 76116EFS4	Aaa	7/15/2018	0.000%	-		333,278	329,183	-
	2009 Escrow - United States Treasury 912828VQ0	Aaa	7/31/2018	1.375%	1.37		263,226	265,978	3,606
	2009 Escrow - United States Treasury 912828B33	Aaa	1/31/2019	1.500%	1.50		604,224	610,349	9,063
	2009 Escrow - Tunisia Government Aid Bonds 066716AG6	Aaa	7/16/2019	1.686%	1.68		40,460,011	40,944,692	679,728
	2009 Escrow - Cash		-	0.000%	-		2,626	2,626	-
	Subtotal, Bank of New York (Trustee)						\$ 55,960,183	\$ 56,710,497	\$ 942,614
	Less Amounts held in Escrow for 2008 and 2009 Bond Defeasance						\$ (50,357,392)	\$ (51,065,514)	\$ (879,137)
	Net Total, Bank of New York (Trustee)						\$ 5,602,790	\$ 5,644,982	\$ 63,477

Uninvested Operating Cash

-

1,241,408 1,241,408 -

TOTAL CASH & INVESTMENTS, UNRESTRICTED AND WITH TRUSTEE

\$ 36,601,333 \$ 36,906,321

526,414

Weighted Average Yield to Maturity % 1.44%

Summary by Investment Type:	Market Value
US Treasuries	\$ 138,850
Agencies	25,366,854
Commercial Paper / Corporate Bonds	2,398,117
Municipal Bonds / Notes	3,911,208
Money Market / Certificates of Deposit	3,269,771
Local Agency Investment Fund	1,516,533
TOTAL	\$ 36,601,333

Summary by Purpose / Restriction Level	Market Value
Working Capital	\$ 2,191,610
Operations & Capital Budget Reserve	3,491,621
Capital Improvement Program Reserve	16,094,733
Stage 2 Capacity Reserve	9,220,579
Debt Reserve	5,035,537
Debt Proceeds	567,254
TOTAL	\$ 36,601,333

Summary by Liquidity:	Market Value
0-1 years	\$ 12,057,128
1-2 years	4,479,197
2-3 years	13,498,717
3-5 years	6,566,291
TOTAL	\$ 36,601,333

SVCW has sufficient liquid resources available to meet expenditure requirements per SVCW's investment policy.
All SVCW investments are in compliance with SVCW's Investment Policy.


M. Anderson

**ENGINEERING REPORT: JULY 2017
CAPITAL IMPROVEMENT PROGRAM IMPLEMENTATION**

Menlo Park Pump Station Project (7004) and Redwood City Pump Station Project (7005): Rehabilitate the Menlo Park Pump Station and replace the Redwood City Pump Station

These two pump station projects are scheduled with construction phases overlapping the Gravity Pipeline and Front of Plant Projects so that operation of the entire conveyance system can occur when these projects are complete. The Menlo Park Pump Station will be rehabilitated within the existing pump station structure. In Redwood City, a new pump station will be constructed directly adjacent the existing pump station.

Planned Commission Actions: Approve Predesign Task Orders – August 2017

Digester 1 Rehabilitation (CIP #9215): Perform steel repairs and replace coatings on Digester 1, including piping and changes to level monitoring system.

Digester Nos. 3 and 2 were rehabilitated and upgraded in 2011 and 2013, respectively. Digester No. 1 is the only digester that has not been rehabilitated under the CIP program. Several repairs are needed on Digester No. 1, including the replacement of deteriorated mix piping and nozzles, and replacement of coatings and insulation on the exterior of the cover. Kennedy/Jenks provided the design for the rehabilitation of Digesters 2 and 3, and have provided scope and budget for the rehab of Digester 1.

Planned Commission Actions: Approve Design Task Order – August 2017

Effluent Pipeline Replacement Project (6012): Replace the effluent pipeline from where it exits the main structure to where it enters the San Francisco Bay.

The pipeline taking treated effluent to the bay for final discharge was found to be leaking and a project was awarded to Power Engineering to replace the pipeline in June 2015. Work has been ongoing since that time.

A method to protect the connection between the plant main structure and the HDPE pipeline needed to be designed as the project progressed, as it was not determined at the time the original project cost was developed. A change order was negotiated with the contractor to place a concrete bridge around the connection point to protect the pipe from unnecessary loads. Work is nearing completion on this critical project.

Planned Commission Actions: Accept Project – September 2017

Dual Media Filters 6A and 6B (9222): Outfit the remaining two Dual Media Filters, including coatings, underdrain system, filter media, air scour equipment, and associated valves and piping.

The DMF 6A and 6B project will provide reliability for wet weather events; wet weather flows are sometimes diverted around the filters when storm flows reach approximately 60 to 65 MGD. Completion of this work will allow higher flow to be treated before it is necessary to divert some or all flow around the filters. The practice of diverting flow around the filters is currently allowed in SVCW's NPDES permit, but is expected to be eliminated in upcoming permits. This work will duplicate the systems already installed in the ten active filters. The construction work is being performed by ERS with design assistance from Kennedy/Jenks.

Planned Commission Actions: Accept Project – September 2017

Thickening Improvements – Phase 1 (9168): Procure and install two rotary drum thickeners to thicken primary sludge.

The SVCW plant is currently being operated with one gravity thickener (of the original four). In September 2015, the Commission authorized a task order for the design of the rehabilitation of the thickeners. The construction cost estimate provided by the designer exceeded the budget of the project, so it was deferred. In order to save money in both construction and O&M costs, the decision was made to run the existing thickeners until near-failure and then replace them with rotary drum thickeners. The gravity thickeners experienced a significant failure in February 2017. At the March 2017 meeting, the Commission authorized purchase of two rotary drum thickeners; these have been ordered and are in the process of being manufactured. The Rotary Drum Thickeners will also be used to facilitate future recuperative thickening of the digester contents to improve digester volatile solids destruction resulting in increased digester gas production. Simultaneous with the manufacturing of the RDTs, the construction and installation contract documents are being completed for public bid.

Planned Commission Actions: Approve Installation Contract – September 2017

Gravity Pipeline (6008) and Front of Plant Projects (6013, 6014, 9160): Deliver these two RESCU projects using a Progressive Design Build delivery method.

In January 2016, the Commission approved a policy outlining procedures for using the Design-Build method for project delivery. The Commission also provided direction to staff to prepare an RFQ for wastewater treatment plant projects that are good candidates for the design-build method of project delivery. Task orders were presented at the January 2017 Commission meeting for approval of Owner's Advisor (OA) services to prepare Requests for Qualifications (RFQs) and Requests for Proposals (RFPs) for Progressive Design-Build (PDB) delivery of two of the Conveyance System Projects. The RFQs were released, three proposing firms shortlisted for both projects and the RFPs have been issued to the shortlisted firms. It is expected that PDB entities will be selected in October 2017.

Planned Commission Actions: Approve PDB Entity Selection and Phase 1 Contracts – October and November 2017

Wastewater Treatment Plant Improvements Phase 2 (9186, 9189, 9084, 9120, 9197, 9224): Rehabilitation and/or replacement of six treatment plant mechanical processes.

Staff has submitted an application to the State Water Resources Control Board to obtain a loan for a number of wastewater treatment plant improvements. Previously, a SRF loan was obtained for Phase 1 of the WWTP improvements; the currently submitted projects comprise Phase 2. SVCW staff are pursuing alternative funding

sources which may be needed if SRF funds are not appropriated. Six projects within Phase 2 would benefit by using the Design-Build process for implementation. To that end, a task order scope and budget was negotiated with an SVCW consultant to provide Owner's Advisor services. Preliminary design is underway, and it is expected that an RFQ will be completed in November 2017.

Planned Commission Actions: Approve Procurement Documents – January 2018
Authorize Issuance of RFQ – January 2018

**MINUTES OF SILICON VALLEY CLEAN WATER
REGULAR MEETING – JULY 13, 2017**

ITEM 1

CALL TO ORDER

Commissioner Grassilli called the meeting to order at 8:02 a.m.

Due to a last-minute scheduling conflict, Vice-Chair Lieberman was unable to attend and Mr. Child deferred to Legal Counsel Christine Fitzgerald for direction. The Commission was advised to elect a Chair Pro-Tem and Commissioner George Otte was selected by unanimous roll call vote.

ITEM 2

ROLL CALL Commissioners Duly Appointed by Each Agency
Council Member Jeffrey Gee, Redwood City – Alternate Commissioner
Board Member George S. Otte, P.E., West Bay Sanitary District
Mayor Robert Grassilli, San Carlos – Secretary
Absent: Council Member Warren Lieberman, PhD., Belmont – Vice-Chair
Mayor John Seybert, Redwood City - Chair

Staff, Consultants and Visitors Present

Christine C. Fitzgerald, SVCW Legal Counsel
Daniel T. Child, SVCW Manager
Teresa Herrera, SVCW Assistant Manager/Authority Engineer
Matt Anderson, SVCW Chief Financial Officer
Kim Hackett, SVCW Engineering Director
Bruce Burnworth, SVCW Senior Engineer
Cindy Hui, SVCW Financial Analyst
Ilana Schmidt, SVCW Administrative Assistant
Robert Huffstutler, SVCW Operations Director
Bill Tanner, Tanner Pacific, Inc.
Derek Rampone, City of Redwood City
Jay Walter, City of San Carlos
Aren Hansen, Brown & Caldwell

ITEM 3

PLEDGE OF ALLEGIANCE

Chair Pro-Tem Otte asked those in attendance to rise for recital of the Pledge of Allegiance.

ITEM 4**PUBLIC COMMENT**

There was no Public Comment.

ITEM 5A**SAFETY MOMENT**

Mr. Child discussed safety tips to prevent heat exhaustion.

ITEM 5B**MANAGER'S REPORT**

West Bay Sanitary District: West Bay has purchased 100% of their allocated capacity in the facility.

CalPERS Hearing: Mr. Child updated the Commission on his recent trip to Sacramento with Administrative Services Director, Linda Bruemmer, for the CalPERS hearing related to the Management Performance Incentive Pay program and its eligibility for CalPERS retirement benefits. Both Mr. Child and Ms. Bruemmer testified. The CalPERS attorney only called one witness. The Administrative Law Judge appeared very interested in what was going on and asked several pertinent questions of witnesses himself. He asked the Attorneys to submit written briefs of their arguments after the fact, which is usually done prior to a hearing. The attorneys have until September 15, 2017 to submit their briefs. The judge then provided them with two weeks to rebut the other written arguments. At that point, the judge will have all information and arguments in his possession and will make his decision. Mr. Child said that he expects the decision won't be made available until Thanksgiving 2017 or later.

On Wednesday July 19, 2017, BioForceTech is having a small inauguration kickoff party for the start-up of their biosolids drying and disposal facility and invited Commissioners to attend if they are available.

ITEM 5C**FINANCIAL REPORTS**

There were no questions on the Financial Reports.

ITEM 5F**RESCU PROGRAM DESIGN-BUILD PROJECT STATUS UPDATE**

There was no discussion held.

ITEM 6

MATTERS OF COMMISSION MEMBER'S INTEREST

There were no matters of Commission Member's Interest.

ITEM 7

CONSIDERATION OF MOTION APPROVING CONSENT CALENDAR

Motion/Second: Mr. Grassilli / Mr. Gee

The Motion carried by Unanimous Roll Call Vote.

ITEM 8A

PUBLIC HEARING - CONSIDERATION OF RESOLUTIONS DETERMINING THE GRAVITY PIPELINE AND FRONT OF PLANT PROJECTS AS "SUBSTANTIALLY COMPLEX"

Ms. Herrera provided a brief description of retention and projects. Typically, retention is held on every construction project's progress payment and is available in the event of something going wrong, warranty issues, etc. In 2012, the CA Public Contracts Code was modified by the Legislature and limits retention to 5% of the contract amount with an exception that if the project is substantially complex, the public agency can increase the retention. SVCW staff is recommending the retention increase to 10% for both the Gravity Pipeline and Front of Plant Projects due to their determination that the projects are "substantially complex". Ms. Herrera then described each project and explained why they're unique, very complex and not regularly or routinely performed by the Authority. Ms. Herrera continued by showing an aerial photo of the tunnel boring machine launch shaft and auxiliary facilities and explained the complexity of earth pressure balancing technology, deep shafts and multifaceted geologic conditions. Ms. Herrera concluded by recommending the Commission adopt findings and authorize Mr. Child to increase the retention to 10% for the two specified "substantially complex" projects.

- i. Chair Pro-Tem Otte opened the public hearing and no public testimony was received.
- ii. Chair Pro-Tem Otte closed the public hearing.

Motion/Second: Mr. Gee / Mr. Grassilli

- iii. Move adoption of RESOLUTION FINDING THAT THE GRAVITY PIPELINE PROJECT (CIP #6008) IS "SUBSTANTIALLY COMPLEX" AND APPROVING RETENTION OF 10% OF EACH PROGRESS PAYMENT FOR STAGE 2 OF THE PROJECT

The Resolution carried by Unanimous Roll Call Vote.

Motion/Second: Mr. Grassilli / Mr. Gee

- iv. Move adoption of RESOLUTION FINDING THAT THE FRONT OF PLANT PROJECT (CIP #6013, 6014, 9160) IS "SUBSTANTIALLY COMPLEX" AND APPROVING RETENTION OF 10% OF EACH PROGRESS PAYMENT FOR STAGE 2 OF THE PROJECT

The Resolution carried by Unanimous Roll Call Vote.

ITEM 8B

CONSIDERATION OF RESOLUTION APPROVING TECHNOLOGY AGREEMENTS FOR PURCHASE, DEVELOPMENT AND IMPLEMENTATION OF ENTERPRISE RESOURCE PLANNING SOFTWARE SYSTEM

Mr. Anderson explained that SVCW currently uses Redwood City's financial system, a 30-year old green screen system that is scheduled for replacement. The City of Redwood City has launched their own efforts in replacement and SVCW is in the position to greatly benefit from a standalone system with flexibility to tailor the system to the Authority's specific needs. Mr. Anderson proceeded to explain the value of an Enterprise Resource Planning Software System (ERP) including added efficiency, improved accuracy and consistency of information, and strengthened internal operations and controls. The proposed scope for the ERP encompasses Finance, Human Resources and Asset Management and will streamline all SVCW's processes with data being stored in one central location. In response to a Request for Proposals, SVCW received two proposals. One from Tyler Inc. and one from Cogsdale Inc.

Both proposals are in significant compliance with the RFP criteria, however, the Cogsdale system is a fully integrated system that covers all aspects of the Authority's needs related to the ERP. The Tyler system requires integration with some of SVCW's existing older programs in order to function and adds a significant layer of complexity.

Mr. Anderson displayed a table comparing the costs of the two proposals. He pointed out that even with the substantial price difference in costs up-front, the two system costs start to diverge when looking at other support necessary to bring in the integration efforts with Asset Management and Finance. A five-year analysis was performed and the results demonstrate that though the Tyler system is less costly initially, it requires much more long-term investment to maintain integration with the existing systems. Over the life expectancy of the system, the Cogsdale proposal is much less costly. Mr. Anderson concluded with recommending the Commission agree to move forward with Cogsdale, the more comprehensive and integrated solution for SVCW's ERP Solution.

Commissioner Gee asked what the internal cost would be to support ongoing efforts with the new software. Mr. Anderson responded that two new positions have been created. The Business Analyst will be dedicated to ERP implementation and the go-between for all Departments. The Accounting Supervisor will oversee the Accounting Department.

Mr. Gee advised Mr. Anderson to be mindful of how the new software will impact staff's time and to not underestimate the magnitude of the process and the cultural change to the

Agency. Mr. Anderson concurred with Mr. Gee's statement and added Cogsdale's proposal included 5-times the amount of training and implementation as Tyler's proposal because they recognized SVCW has intricate systems in place and the data must flow seamlessly.

Motion/Second: Mr. Grassilli / Mr. Otte

Move adoption of RESOLUTION APPROVING INFORMATION TECHNOLOGY PROFESSIONAL SERVICE AGREEMENTS FOR AN ENTERPRISE RESOURCE PLANNING SOFTWARE SYSTEM, AUTHORIZING AND DIRECTING EXECUTION OF AGREEMENTS AND AUTHORIZING MANAGER TO APPROVE UP TO TEN PERCENT CONTINGENCY FOR ADDITIONAL WORK ON AN AS-NEEDED BASIS (\$1,031,710) – COGSDALE CORPORATION

The Resolution carried by Unanimous Roll Call Vote.

ITEM 8C

CONSIDERATION OF RESOLUTION APPROVING CONSTRUCTION CONTRACT DOCUMENTS FOR THE CHLORINE CONTACT TANK (CCT) CONCRETE AND STEEL PROTECTIVE COATING REPLACEMENT PROJECT (CIP #9107)

Ms. Herrera showed two pictures of the Chlorine Contact Tank's aged concrete interior as well as other areas to be addressed with this project. The Project received two bids, one from Redwood Painting and one from ERS Industrial Services. Both companies have worked for SVCW in the past, and ERS is currently on-site working on another project. Shortly after the bids were open, a call was received from Redwood Painting requesting a copy of the bid documents. Redwood painting then notified SVCW that they would be submitting a bid-protest letter. The protest letter implicated that ERS is not certified under the QP-1 Certification that the bid specifications require. After Legal Counsel's review and discussion with Mr. Child and Ms. Herrera, it was determined ERS is not a responsive bidder due to lack of the required QP-1 certification. As a result, Redwood Painting is the lowest responsible bidder. Ms. Herrera recommended awarding the contract to Redwood Painting Co. as the low responsible bidder.

Motion/Second: Mr. Grassilli / Mr. Otte

Move adoption of RESOLUTION APPROVING CONSTRUCTION CONTRACT DOCUMENTS FOR CCT CONCRETE AND STEEL PROTECTIVE COATING REPLACEMENT PROJECT (CIP #9107); ACCEPTING BID OF LOWEST RESPONSIBLE BIDDER, REJECTING ALL OTHER BIDS; AND AUTHORIZING EXECUTION OF AGREEMENT, DIRECTING RETURN OF SECURITY DEPOSITS AND AUTHORIZING MANAGER TO APPROVE CONTRACT CHANGE ORDERS UP TO TEN PERCENT OF THE CONTRACT PRICE FOR SAID PROJECT - REDWOOD PAINTING CO., INC. (\$347,900)

The Resolution carried by Unanimous Roll Call Vote.

ITEM 9

CLOSED SESSION

No Closed Session held.

ITEM 10

RECONVENE IN OPEN SESSION

ITEM 11

ADJOURN

There being no further business, the meeting adjourned at 8:24 a.m.

Robert Grassilli, Secretary

By: Daniel T. Child, Manager

SVCW WARRANT REGISTER

SVCW Warrant Register for the period covering June 17, 2017 to June 30, 2017. A scanned copy was e-mailed to Commissioners on July 6, 2017.

06-30-17

SILICON VALLEY CLEAN WATER
WARRANT REGISTER
FUND RECAP

PAGE 9827

NAME	FUND	AMOUNT
CAPITAL IMPROVEMENT FUND	14	77,276.35
OPERATION	18	210,784.46
PLANT - CIP BOND	20	619,263.69
TOTAL FOR APPROVAL		\$907,324.50

THIS IS TO CERTIFY THAT THE CLAIMS LISTED ON PAGES NUMBERED FROM 9815 THROUGH 9827 INCLUSIVE, AND/OR CLAIMS NUMBERED FROM 20841 THROUGH 20916 INCLUSIVE, TOTALING IN THE AMOUNT OF \$907,324.50, HAVE BEEN CHECKED IN DETAIL AND APPROVED BY THE PROPER OFFICIALS, AND IN MY OPINION REPRESENT FAIR AND JUST CHARGES AGAINST THE AUTHORITY IN ACCORDANCE WITH THEIR RESPECTIVE AMOUNTS AS INDICATED THEREON.

RESPECTFULLY SUBMITTED,

.....
DEPUTY TREASURER

6/29/17
DATE

6/17/17-6/30/17

7B-2

SILICON VALLEY CLEAN WATER
WARRANT REGISTER
06/30/17

PAGE 9815

NAME	WARRANT NUMBER	INVOICE #/DESCRIPTION	AMOUNT	DETAIL	FUND
ACME ANALYTICAL SOLUTIONS INC.	20841		390.69		
MISCELLANEOUS		13924 QTY 4 SULFURIC ACID SOLUTION		390.69	18
AIRGAS USA, LLC	20842		286.31		
SUPPLIES		9945574633 5/17 CYLINDER RENTAL GASES		278.84	18
		9945574633 5/17 CYLINDER RENTAL GASES		7.47	18
ALPHA ANALYTICAL LABORATORIES	20843		530.00		
CONTRACT SERV. (NON-MAINT.)		7061430RP_SVCW PLANT PERMIT LAB ANALYSIS		105.00	18
		7061461RP_SVCW PLANT PERMIT LAB ANALYSIS		425.00	18
ASBURY ENVIRONMENTAL SERVICES	20844		120.00		
CONTRACT SERV. (NON-MAINT.)		I50000165703 USED OIL SERVICE CHARGE		120.00	18
AT&T	20845		330.66		
UTILITIES		607201701511 6/7-7/6/17 SCPS AT&T SERVICE		66.89	18
		607201715339 6/7-7/6/17 RWCPS AT&T SERVICE		98.44	18
		607201724836 6/7-7/6/17 MPPS AT&T SERVICE		98.44	18
		607201796059 6/7-7/6/17 BLPS AT&T SERVICE		66.89	18
BROWN & CALDWELL	20846		105,719.55		
CONSTRUCTION-DESIGN		11287653 THRU 2/23/17 T.O.2016-08 BPS REHAB & BELMONT		18,724.38	20
		11287653 THRU 2/23/17 T.O.2016-08 BPS REHAB & BELMONT		18,724.37	20
		11290715 2/24-3/30/17 T.O.2016-08 BPS REHAB & BELMONT		6,386.00	20
		11290715 2/24-3/30/17 T.O.2016-08 BPS REHAB & BELMONT		6,386.00	20
		11290717 2/24-3/30/17 T.O.2016-10 RCPS PROJECT PLANNIN		27,216.25	20
		11290719 2/24-3/30/17 T.O.2016-09 MPPS PROJECT PLANNIN		16,503.85	20
		11292412 3/31-4/27/17 T.O.2016-08 BPS REHAB & BELMONT		2,056.12	20
		11292412 3/31-4/27/17 T.O.2016-08 BPS REHAB & BELMONT		2,056.13	20
		11292413 3/31-4/27/17 T.O.2016-09 MPPS PROJECT PLANNIN		1,586.70	20
		11292414 3/31-4/27/17 T.O.2016-17 RLS PROJECT PLANNING		4,443.25	20
		11292415 3/31-4/27/17 T.O.2016-10 RCPS PROJECT PLANNIN		1,636.50	20

6/17/17-6/30/17

7B-3

SILICON VALLEY CLEAN WATER
WARRANT REGISTER
06/30/17

PAGE 9816

NAME	WARRANT NUMBER	INVOICE #/DESCRIPTION	AMOUNT	DETAIL	FUND
BRYAN, WILLIAM CONF. & TRAV.	20847		5,140.16		
		6302017 REIM-2/9-3/31/17 TRAVEL EXPENSES - DBIA CONFER		3,536.78	18
		6302017B REIM-4/11-4/29/17 TRAVEL EXPENSES - CWEA CONF		1,603.38	18
BUCKLES SMITH ELECTRIC COMPANY MACHINERY AND EQUIP MAINT MATE	20848		5,452.61		
		302963700 QTY 1 ENCLOSURE, FITS		105.69	18
		302963700 QTY 1 ENCLOSURE, FITS		11.10	18
		302963700 QTY 1 ENCLOSURE, FITS		21.45	18
		302963700 QTY 1 ENCLOSURE, FITS		140.44	18
		302963700 QTY 1 ENCLOSURE, FITS		14.51	18
		304022700 QTY 1 PLUS 1000 TOUCH SCREEN		5,159.42	18
BUENROSTRO, DANIEL TRAINING	20849		259.40		
		6302017 REIM-6/20/17 TRAVEL EXPENSE - AIRFARE TRAINING		259.40	18
BURNWORTH, BRUCE CONF. & TRAV.	20850		1,749.68		
		6302017 REIM-5/17-6/7/17 TRAVEL EXPENSES - RETC		1,749.68	18
C H BULL COMPANY SMALL TOOLS	20851		1,330.61		
		1195805 QTY 1 RIDGID K3800		1,330.61	18
C.W.E.A. - SCVS MEMB. & MEET.	20852		210.00		
		6302017 6/14/17 CWEA DINNER MEETING		70.00	18
		6302017 6/14/17 CWEA DINNER MEETING		35.00	18
		6302017 6/14/17 CWEA DINNER MEETING		35.00	18
		6302017 6/14/17 CWEA DINNER MEETING		70.00	18
CALIFORNIA DETAILERS, INC. MACH & EQUIP MAINT SERVICES	20853		275.00		
		44363 6/3/17 FLEET VEHICLE ON-SITE WASH		275.00	18
CALIFORNIA WATER SERVICE CO UTILITIES	20854		179.89		
		6152017 5/13-6/14/17 SCPS WATER SERVICES		179.89	18

6/17/17-6/30/17

7B-4

SILICON VALLEY CLEAN WATER
WARRANT REGISTER
06/30/17

PAGE 9817

NAME	WARRANT NUMBER	INVOICE #/DESCRIPTION	AMOUNT	DETAIL	FUND
CASCADE INTEGRATION & DEVELOPM	20855		12,542.50		
CONTRUCTION-DESIGN		1312 5/17 T.O.2016-01 SOLIDS PROCESSING AUTOMATION		3,597.50	20
		1312 5/17 T.O.2016-01 SOLIDS PROCESSING AUTOMATION		3,597.50	20
		1312 5/17 T.O.2016-01 SOLIDS PROCESSING AUTOMATION		3,597.50	20
CAPITAL		1313 5/17 T.O.2015-04 PUMP STATION PLC REPLACTMENT		437.50	14
		1313 5/17 T.O.2015-04 PUMP STATION PLC REPLACTMENT		437.50	14
		1313 5/17 T.O.2015-04 PUMP STATION PLC REPLACTMENT		437.50	14
		1313 5/17 T.O.2015-04 PUMP STATION PLC REPLACTMENT		437.50	14
CDM SMITH INC.	20856		9,975.50		
CONSTRUCTION-CONTRACTOR		90013712 1/29-2/25/17 T.O.2016-02 ANALYSIS&TASK DESIGN		9,975.50	14
CHAVAN & ASSOCIATES, LLP	20857		6,075.00		
PROFESSIONAL SERVICES		CA1411 6/30/17 INTERIM AUDIT SERVICES		6,075.00	18
CINTAS CORPORATION NO. 3	20858		3,475.20		
SUPPLIES		464759524 6/13/17 LAUNDRY SERVICE		853.11	18
		464762356 6/20/17 LAUNDRY SERVICE		810.08	18
		464765196 6/27/17 LAUNDRY SERVICE		823.48	18
		464756668 6/6/17 LAUNDRY SERVICE		988.53	18
CRYSTAL JANITORIAL SERVICE, IN	20859		1,590.00		
CONTRACT SERV. (NON-MAINT.)		29471 4/15/17 JANITORIAL SERVICES DETAILING		1,590.00	18
D.W. NICHOLSON CORPORATION	20860		27,346.41		
CONSTRUCTION-CONTRACTOR		3POM10800 4/17 PRG PMT#3 BEAST INSTALLATION PROJ		22,125.60	20
		RETRELPOM10800 4/29/17 RETENTION RELEASE PRG PMT#4 BEA		5,220.81	20
DAIKIN APPLIED	20861		6,558.86		
MACH & EQUIP MAINT SERVICES		3125224 QTY 1 REPLACE AND PROGRAM NEW MT II CONTROLLER		950.00	18
MACHINERY AND EQUIP MAINT MATE		3125224 QTY 1 REPLACE AND PROGRAM NEW MT II CONTROLLER		2,550.00	18
MISCELLANEOUS		3131594 QTY 1 CONTROL BOARD/CONTROLLER		3,058.86	18

6/17/17-6/30/17

7B-5

SILICON VALLEY CLEAN WATER
WARRANT REGISTER
06/30/17

PAGE 9818

NAME	WARRANT NUMBER	INVOICE #/DESCRIPTION	AMOUNT	DETAIL	FUND
DALY, MICK	20862		135.00		
UTILITIES		610201706128 REIMB 3/11-6/10/17 AT&T CHARGES		135.00	18
DELL MARKETING L.P.	20863		14,201.42		
SUPPLIES		608201760314 DELL PURCHASES		58.69	18
		608201760314 DELL PURCHASES		201.18	18
		608201760314 DELL PURCHASES		81.55	18
		608201760314 DELL PURCHASES		4,750.65	18
		608201760314 DELL PURCHASES		1,304.96	18
		608201760314 DELL PURCHASES		7,804.39	18
DMJ GAS MARKETING CONSULTANTS,	20864		5,798.47		
UTILITIES		20170104 4/17 COGEN GAS		2,978.83	18
		20170105 5/17 COGEN GAS		2,819.64	18
EDUCATION & TRAINING SERVICES	20865		6,032.91		
TRAINING		17228 8/28-8/30/17 PHASE III MGMT & SUPERVISORY LEADER		499.00	18
		17228 8/28-8/30/17 PHASE III MGMT & SUPERVISORY LEADER		1,996.00	18
		17228 8/28-8/30/17 PHASE III MGMT & SUPERVISORY LEADER		2,495.00	18
		17228 8/28-8/30/17 PHASE III MGMT & SUPERVISORY LEADER		499.00	18
		17228 8/28-8/30/17 PHASE III MGMT & SUPERVISORY LEADER		499.00	18
		17228 8/28-8/30/17 PHASE III MGMT & SUPERVISORY LEADER		499.00	18
MISCELLANEOUS		17228NRW DEDUCT 7% NON RESIDENT WITHHOLDING-SVC IN CA		-454.09	18
ENVIRONMENTAL RESOURCE ASSOCIA	20866		1,275.52		
SUPPLIES		830955 LAB SUPPLIES, CHEMICALS		255.01	18
		830955 LAB SUPPLIES, CHEMICALS		1,020.51	18
ERS INDUSTRIAL SERVICES, INC.	20867		300,133.47		
CONSTRUCTION-CONTRACTOR		15POM10604 5/17 PRG PMT#15 PRIM SEDIMENTATION TANK REH		150,066.73	20
		15POM10604 5/17 PRG PMT#15 PRIM SEDIMENTATION TANK REH		150,066.74	20

6/17/17-6/30/17

7B-6

SILICON VALLEY CLEAN WATER
WARRANT REGISTER
06/30/17

PAGE 9819

NAME	WARRANT NUMBER	INVOICE #/DESCRIPTION	AMOUNT	DETAIL	FUND
FASTENAL COMPANY	20868		5,152.07		
SUPPLIES		CASAA52235 VENDOR MANAGED RESTOCK		220.85	18
		CASAA52568 VENDOR MANAGED RESTOCK		2,070.48	18
		CASAA52960 VENDOR MANAGED RESTOCK		1,571.49	18
		CASAA53070 VENDOR MANAGED RESTOCK		735.93	18
MISCELLANEOUS		CASAA53177 VENDOR MANAGED RESTOCK		553.32	18
FRANK A. OLSEN CO.	20869		56,934.85		
CONSTRUCTION-CONTRACTOR		3POM10816 5/1-5/22/17 PRG PMT#3 PUMP STATION VALVE PRO		28,467.42	14
		3POM10816 5/1-5/22/17 PRG PMT#3 PUMP STATION VALVE PRO		28,467.43	14
FREYER & LAURETA, INC	20870		55,740.20		
CONSTRUCTION-DESIGN		17312 4/17 T.O.2016-05 GEOTECHNICAL SAMPLING&TESTING E		12,500.05	20
		17312 4/17 T.O.2016-05 GEOTECHNICAL SAMPLING&TESTING E		12,500.05	20
		17312 4/17 T.O.2016-05 GEOTECHNICAL SAMPLING&TESTING E		12,500.05	20
		17312 4/17 T.O.2016-05 GEOTECHNICAL SAMPLING&TESTING E		12,500.05	20
		17339 3/17-4/17 T.O.2016-01 TUNNEL&GRAVITY PIPELINE -		3,280.00	20
		17340 3/17-4/17 T.O.2016-02 FEF-PROJ PLANNING REPORT P		820.00	20
		17340 3/17-4/17 T.O.2016-02 FEF-PROJ PLANNING REPORT P		820.00	20
		17340 3/17-4/17 T.O.2016-02 FEF-PROJ PLANNING REPORT P		820.00	20
GAWAT, MARIA	20871		396.91		
TRAINING		6302017 REIM-6/13-6/16/17 TRAVEL EXPENSES - DIONEX IC		396.91	18

SILICON VALLEY CLEAN WATER
WARRANT REGISTER
06/30/17

PAGE 9820

NAME	WARRANT NUMBER	INVOICE #/DESCRIPTION	AMOUNT	DETAIL	FUND
GRAINGER	20872		926.58		
MACHINERY AND EQUIP MAINT MATE		9435238259 QTY 1 TUBING SEAMLESS .5", 6', 316 SS		40.30	18
SUPPLIES		9442589579 RESTOCK ITEMS		126.40	18
MACHINERY AND EQUIP MAINT MATE		9442589579 RESTOCK ITEMS		97.44	18
		9443028445 RESTOCK ITEMS		406.50	18
		9466810802 RESTOCK ITEMS		73.46	18
SUPPLIES		9469143391 RESTOCK ITEMS		16.74	18
		9469143391 RESTOCK ITEMS		38.00	18
MACHINERY AND EQUIP MAINT MATE		9469464243 RESTOCK ITEMS		11.24	18
		9469464243 RESTOCK ITEMS		14.70	18
		9469464243 RESTOCK ITEMS		16.20	18
		9469464243 RESTOCK ITEMS		16.20	18
		9469464243 RESTOCK ITEMS		16.68	18
		9469464243 RESTOCK ITEMS		52.72	18
HACH COMPANY	20873		271.23		
SUPPLIES		10416518 QTY 1 STABLCAL AMPULE KIT		271.23	18
HAROONI, RAMIN	20874		655.19		
CONF. & TRAV.		6302017 REIM-4/25-4/28/17 TRAVEL EXPENSES - CWEA CONFE		655.19	18
JENSEN INSTRUMENT COMPANY OF N	20875		3,910.09		
MACHINERY AND EQUIP MAINT MATE		18238 QTY 1 ROSEMOUNT BATTERY		175.12	18
		18258 ON LINE SUBSCRIPTION EASY UPGRADE 3 YRS		111.10	18
		18258 ON LINE SUBSCRIPTION EASY UPGRADE 3 YRS		1,459.13	18
		18258 ON LINE SUBSCRIPTION EASY UPGRADE 3 YRS		2,164.74	18
JENTECH SERVICES	20876		7,019.36		
MACH & EQUIP MAINT SERVICES		2232 6/9-6/22/17 INSTRUMENT CALIBRATION		285.00	18
		2232 6/9-6/22/17 INSTRUMENT CALIBRATION		4,655.00	18
		2232 6/9-6/22/17 INSTRUMENT CALIBRATION		2,079.36	18

6/17/17-6/30/17

7B-8

SILICON VALLEY CLEAN WATER
WARRANT REGISTER
06/30/17

PAGE 9821

NAME	WARRANT NUMBER	INVOICE #/DESCRIPTION	AMOUNT	DETAIL	FUND
JET-CARE INTERNATIONAL, INC	20877		1,203.82		
MISCELLANEOUS		26241TAX SALES TAX LIABILITY		-104.13	18
MACHINERY AND EQUIP MAINT MATE		46790 QTY 20 LABORATORY ANALYSIS SERVICE OF USED INDUS		1,307.95	18
KELLER CANYON LANDFILL CO.	20878		864.92		
CONTRACT SERV. (NON-MAINT.)		4212000025751 5/2/17 SEWER GRIT SCR N DRYING BED HAULIN		279.23	18
		4212000025809 5/17/17 SEWER GRIT SCR N DRYING BED HAULI		585.69	18
KELLER INDUSTRIES INC	20879		380.63		
MACH & EQUIP MAINT SERVICES		15616 QTY 1 MACHINED SLEEVE		380.63	18
KENNEDY/JENKS CONSULTANTS, INC	20880		1,482.00		
CONSTRUCTION-DESIGN		112003 THRU 4/28/17 T.O.2016-12 PREP DECISION TOOL SVC		1,482.00	20
LECHUGA, SANTIAGO JIMMY	20881		3,000.00		
MISCELLANEOUS		6302017 COMPUTER LOAN PER ADMIN POLICY#1987-03, EE TOO		3,000.00	18
MARINA MECHANICAL	20882		11,513.25		
MACH & EQUIP MAINT SERVICES		8496 5/17 MAINTENANCE AGREEMENT PLUS ANNUAL PMS ON CHI		7,600.25	18
		8378 4/17 MAINTENANCE AGREEMENT		2,784.25	18
		8610 6/17 MAINTENANCE AGREEMENT		1,128.75	18
MOTION INDUSTRIES INC.	20883		2,874.97		
MISCELLANEOUS		CA24009847 QTY 2 GEAR BOX, CENTRIFUGAL FEED		1,711.29	18
		CA24010019 VARIOUS SIZES IND HOSE ENDS AND STEEL CLAMP		418.00	18
		CA24010019 VARIOUS SIZES IND HOSE ENDS AND STEEL CLAMP		161.82	18
		CA24010019 VARIOUS SIZES IND HOSE ENDS AND STEEL CLAMP		32.41	18
MACHINERY AND EQUIP MAINT MATE		CA24010041 QTY 12 HI-POWER V BELT STD		515.54	18
		CA24010072 QTY 2 BUSHINGS		25.93	18
		CA24010072 QTY 2 BUSHINGS		9.98	18

6/17/17-6/30/17

7B-9

SILICON VALLEY CLEAN WATER
WARRANT REGISTER
06/30/17

PAGE 9822

NAME	WARRANT NUMBER	INVOICE #/DESCRIPTION	AMOUNT	DETAIL	FUND
NEXLEVEL INFORMATION TECHNOLOG	20884		675.00		
CONST.-ADMIN. & LEGAL		20170529 5/17 ERP PROCUREMENT ENGAGEMENT		675.00	20
PACIFIC GAS AND ELECTRIC COMPA	20885		14,520.81		
UTILITIES		614201723701 5/16-6/14/17 PLANT GAS		3,805.15	18
		619201724970 5/11-6/9/17 GREENDALE GAS AND ELECTRIC		671.97	18
		620201719225 5/18-6/13/17 SCPS ELECTRIC		5,183.26	18
		621201788673 5/16-6/14/17 BLPS ELECTRIC		4,251.62	18
		621201790892 5/16-6/14/17 1406 RADIO RD GAS AND ELECTR		608.81	18
PADUA, BENJAMIN V.	20886		255.00		
SUPPLIES		6302017 REIM-6/7/17 SAFETY SHOES		255.00	18
PENINSULA SECURITY SERVICES	20887		435.00		
MACH & EQUIP MAINT SERVICES		53869 APR-JUN 2017 Q2 FIRE INSPECTION		435.00	18
PEOPLEREADY INC	20888		1,178.00		
CONTRACT SERV. (NON-MAINT.)		22260513 5/22-5/28/17 UTILITY WORKER TEMPORARY STAFF O		1,178.00	18
POLYDYNE, INC.	20889		2,501.25		
CHEMICAL SUPPLIES		1143393 5/31/17 2300 CLARIFLOC C-6265		2,501.25	18
PSC INDUSTRIAL OUTSOURCING, LP	20890		34,548.11		
CONTRACT SERV. (NON-MAINT.)		1311161675 5/17 MAPLE WET WALL CLEANING		34,548.11	18
PUMPWORKS, INC	20891		2,092.68		
MACHINERY AND EQUIP MAINT MATE		REISSPW4674 REISS CK#20540 DTD 5/19/17		2,092.68	18
R.F. MACDONALD CO.	20892		601.60		
MACHINERY AND EQUIP MAINT MATE		I195041 QTY 1 IMPELLER NUT		426.25	18
MISCELLANEOUS		I195042 QTY 3 CASE GASKET		175.35	18

6/17/17-6/30/17

7B-10

SILICON VALLEY CLEAN WATER
WARRANT REGISTER
06/30/17

PAGE 9823

NAME	WARRANT NUMBER	INVOICE #/DESCRIPTION	AMOUNT	DETAIL	FUND
RECORDS SYSTEMS ASSOCIATES INC	20893		1,848.07		
PROFESSIONAL SERVICES		1702 PROGRAM TRAINING PRESENTATIONS WORKSHOPS		1,848.07	18
RED WING SHOE STORE	20894		157.13		
SUPPLIES		10152 5/8/17 SAFETY SHOES-PAUL AXIAQ		157.13	18
REDWOOD CITY, CITY OF - WATER	20895		876.40		
UTILITIES		622201732690 4/22-6/22/17 GREENDALE WATER		876.40	18
REPUBLIC SERVICES #925	20896		188.82		
CONTRACT SERV. (NON-MAINT.)		925001510895 3/27/17 CONTAINER DELIVERY DEBRIS BOX		188.82	18
RGM AND ASSOCIATES	20897		587.00		
CONST.-ADMIN. & LEGAL		1098 5/6-5/27/17 T.O.2013-01 LABOR COMPLIANCE		195.67	20
CONTRUCTION-DESIGN		1098 5/6-5/27/17 T.O.2013-01 LABOR COMPLIANCE		195.67	20
CONST.-ADMIN. & LEGAL		1098 5/6-5/27/17 T.O.2013-01 LABOR COMPLIANCE		195.66	20
ROSAS, DAVID	20898		172.96		
TRAINING		6302017 REIM-6/20/17 TRAVEL EXPENSE - AIR FARE TRAININ		172.96	18
ROYAL WHOLESALE ELECTRIC	20899		1,767.35		
SUPPLIES		7003639615 VARIOUS CONDUIT PARTS		223.16	18
MISCELLANEOUS		7003639615 VARIOUS CONDUIT PARTS		452.29	18
SUPPLIES		7003639615 VARIOUS CONDUIT PARTS		131.26	18
MISCELLANEOUS		7003639625 VARIOUS CONDUIT PARTS		214.78	18
		7003639661 VARIOUS CONDUIT PARTS		745.86	18
SALVATIERRA, ENRIQUE	20900		505.26		
CONF. & TRAV.		6302017 REIM-4/25-4/28/17 TRAVEL EXPENSES - CWEA CONF		505.26	18
SAMPLE TRAPS, LLC	20901		88.09		
SUPPLIES		1201205992 QTY 2 ECONO-POLY BOTTLE		88.09	18

6/17/17-6/30/17

7B-11

SILICON VALLEY CLEAN WATER
W A R R A N T R E G I S T E R
06/30/17

PAGE 9824

NAME	WARRANT NUMBER	INVOICE #/DESCRIPTION	AMOUNT	DETAIL	FUND
SANDUL, DUANE	20902		1,800.00		
CONSTRUCTION-DESIGN		17B 5/17 T.O.2016-01 CONVEYANCE SYSTEM - PUBLIC INFO S		126.00	20
		17B 5/17 T.O.2016-01 CONVEYANCE SYSTEM - PUBLIC INFO S		99.00	20
		17B 5/17 T.O.2016-01 CONVEYANCE SYSTEM - PUBLIC INFO S		216.00	20
		17B 5/17 T.O.2016-01 CONVEYANCE SYSTEM - PUBLIC INFO S		99.00	20
		17B 5/17 T.O.2016-01 CONVEYANCE SYSTEM - PUBLIC INFO S		36.00	20
		17B 5/17 T.O.2016-01 CONVEYANCE SYSTEM - PUBLIC INFO S		18.00	20
		17B 5/17 T.O.2016-01 CONVEYANCE SYSTEM - PUBLIC INFO S		990.00	20
		17B 5/17 T.O.2016-01 CONVEYANCE SYSTEM - PUBLIC INFO S		72.00	20
		17B 5/17 T.O.2016-01 CONVEYANCE SYSTEM - PUBLIC INFO S		108.00	20
		17B 5/17 T.O.2016-01 CONVEYANCE SYSTEM - PUBLIC INFO S		36.00	20
SCP SCIENCE	20903		191.14		
SUPPLIES		IN0000198236 LAB SUPPLIES		191.14	18
SOUTHWEST VALVE, LLC	20904		630.45		
MACHINERY AND EQUIP MAINT MATE		4127 QTY 1 ASCO SOLENOID		630.45	18
SUBURBAN PROPANE LP	20905		12.00		
UTILITIES		105046 5/14/17 PROPANE EQUIPMENT RENTAL		12.00	18

SILICON VALLEY CLEAN WATER
WARRANT REGISTER
06/30/17

PAGE 9825

NAME	WARRANT NUMBER	INVOICE #/DESCRIPTION	AMOUNT	DETAIL	FUND
TANNER PACIFIC, INC.	20906		85,664.00		
CONSTRUCTION-CONTRACTOR		217048 6/4-6/17/17 T.O.2016-01 CONSTRUCTION MGMT VARIO		3,450.00	20
		217048 6/4-6/17/17 T.O.2016-01 CONSTRUCTION MGMT VARIO		646.00	20
		217048 6/4-6/17/17 T.O.2016-01 CONSTRUCTION MGMT VARIO		3,004.00	20
		217048 6/4-6/17/17 T.O.2016-01 CONSTRUCTION MGMT VARIO		7,756.00	20
		217048 6/4-6/17/17 T.O.2016-01 CONSTRUCTION MGMT VARIO		6,430.00	20
		217048 6/4-6/17/17 T.O.2016-01 CONSTRUCTION MGMT VARIO		1,412.00	20
		217048 6/4-6/17/17 T.O.2016-01 CONSTRUCTION MGMT VARIO		2,206.00	20
		217048 6/4-6/17/17 T.O.2016-01 CONSTRUCTION MGMT VARIO		200.00	20
		217048 6/4-6/17/17 T.O.2016-01 CONSTRUCTION MGMT VARIO		15,242.00	20
		217048 6/4-6/17/17 T.O.2016-01 CONSTRUCTION MGMT VARIO		15,638.00	20
		217048 6/4-6/17/17 T.O.2016-01 CONSTRUCTION MGMT VARIO		8,255.00	20
		217048 6/4-6/17/17 T.O.2016-01 CONSTRUCTION MGMT VARIO		1,273.00	20
		217048 6/4-6/17/17 T.O.2016-01 CONSTRUCTION MGMT VARIO		1,146.00	20
		217048 6/4-6/17/17 T.O.2016-01 CONSTRUCTION MGMT VARIO		9,022.00	20
PROFESSIONAL SERVICES		217049 6/4-6/17/17 T.O.2016-03 CONSTRUCTION ADVISORY S		1,368.00	18
CONSTRUCTION-CONTRACTOR		217050 5/21-6/17/17 T.O.2017-01 CONTROL BUILDING HVAC		2,854.00	14
CONSTRUCTION-CONSTRUCTION MGMT		217051 6/4-6/17/17 T.O.2017-03 PUMP STATION VALVE REPL		2,881.00	14
		217051 6/4-6/17/17 T.O.2017-03 PUMP STATION VALVE REPL		2,881.00	14
TELEPACIFIC COMMUNICATIONS	20907		10,113.80		
UTILITIES		916738320 6/9-7/8/17 TELEPACIFIC SERVICE		1,000.00	18
		916738320 6/9-7/8/17 TELEPACIFIC SERVICE		1,000.00	18
		916738320 6/9-7/8/17 TELEPACIFIC SERVICE		6,113.80	18
		916738320 6/9-7/8/17 TELEPACIFIC SERVICE		1,000.00	18
		916738320 6/9-7/8/17 TELEPACIFIC SERVICE		1,000.00	18
THATCHER COMPANY OF CALIFORNIA	20908		4,577.05		
CHEMICAL SUPPLIES		244338 5/12/17 47960 LBS FERRIC CHLORIDE 38-42%		4,577.05	18
THE FERGUSON GROUP LLC	20909		772.87		
CONSTRUCTION-DESIGN		217574 REIM-1/17-2/17 TRAVEL EXP & WIFIA CONSULTING		772.87	20

SILICON VALLEY CLEAN WATER
WARRANT REGISTER
06/30/17

PAGE 9826

NAME	WARRANT NUMBER	INVOICE #/DESCRIPTION	AMOUNT	DETAIL	FUND
THOMAS FISH CO.	20910		252.00		
SUPPLIES		21743 QTY 110 RAINBOW TROUT FISHES		126.00	18
		21764 QTY 110 RAINBOW TROUT FISHES		126.00	18
UNIVAR USA INC.	20911		11,831.68		
CHEMICAL SUPPLIES		SJ818797 6/2/17 4498 GAL SOD HYPO LIQUICHLOR		2,008.00	18
		SJ819526 6/6/17 4498 GAL SOD HYPO LIQUICHLOR		2,008.00	18
		SJ820274 6/9/17 4546.3709 GAL SOD BISULFITE		4,172.89	18
		SJ820463 6/10/17 4081 GAL SOD HYPO LIQUICHLOR		1,821.84	18
		SJ820730 6/13/17 4079 GAL SOD HYPO LIQUICHLOR		1,820.95	18
V&A CONSULTING ENGINEERS, INC.	20912		464.00		
CONTRUCTION-DESIGN		16865 5/17 CHLORINE CONTACT TANK ASSESSMENT-CCT COATIN		464.00	20
WELLS FARGO-COMML OPERATIONS	20913		17,500.69		
INTEREST EXPENSES		1710877596 LOC# 7829596836 3/31-6/29/17 UNUSED PRINCIP		2,649.60	20
		1710877596 LOC# 7829596836 3/31-6/29/17 UNUSED PRINCIP		8,500.08	20
		1710877596 LOC# 7829596836 3/31-6/29/17 UNUSED PRINCIP		4,697.19	20
		1710877596 LOC# 7829596836 3/31-6/29/17 UNUSED PRINCIP		1,653.82	20
WEST YOST ASSOCIATES	20914		20,570.00		
CONST.-ADMIN. & LEGAL		2032319 3/30-5/5/17 T.O.2016-03 SRF FINANCIAL SVCS		1,017.50	20
		2032319 3/30-5/5/17 T.O.2016-03 SRF FINANCIAL SVCS		19,552.50	20
WESTERN ENERGY SYSTEMS	20915		18,380.40		
MACH & EQUIP MAINT SERVICES		3757849 5/17 LTSA SERVICE AGREEMENT UNIT 1		9,120.24	18
		3757850 5/17 LTSA SERVICE AGREEMENT UNIT 2		7,482.58	18
		3757850 5/17 LTSA SERVICE AGREEMENT UNIT 2		1,777.58	18
WESTIN ENGINEERING, INC.	20916		2,125.00		
PROFESSIONAL SERVICES		3166 THRU 4/28/18 PROFESSIONAL SERVICES		2,125.00	18
TOTAL				\$907,324.50	

6/17/17-6/30/17

7B-14

SVCW WARRANT REGISTER

SVCW Warrant Register for the period covering July 1, 2017 to July 14, 2017. A scanned copy was e-mailed to Commissioners on July 17, 2017.

SILICON VALLEY CLEAN WATER
WARRANT REGISTER
FUND RECAP

PAGE 9850

NAME

FUND


AMOUNT

RETIREE HEALTH INSUR. FD.	12	35,000.00
CAPITAL IMPROVEMENT FUND	14	91,386.69
OPERATION	18	773,327.50
RECYCLED WATER FUND	19	22,391.41
PLANT - CIP BOND	20	340,847.67

TOTAL FOR APPROVAL \$1,262,953.27

THIS IS TO CERTIFY THAT THE CLAIMS LISTED ON PAGES NUMBERED FROM 9828 THROUGH 9850 INCLUSIVE, AND/OR CLAIMS NUMBERED FROM 20917 THROUGH 21032 INCLUSIVE, TOTALING IN THE AMOUNT OF \$1,262,953.27, HAVE BEEN CHECKED IN DETAIL AND APPROVED BY THE PROPER OFFICIALS, AND IN MY OPINION REPRESENT FAIR AND JUST CHARGES AGAINST THE AUTHORITY IN ACCORDANCE WITH THEIR RESPECTIVE AMOUNTS AS INDICATED THEREON.

RESPECTFULLY SUBMITTED,


.....
DEPUTY TREASURER

7/13/17
DATE



7/11/17-7/14/17

7B-2

 7/14/17

SILICON VALLEY CLEAN WATER
W A R R A N T R E G I S T E R
07/14/17

PAGE 9828

NAME	WARRANT NUMBER	INVOICE #/DESCRIPTION	AMOUNT	DETAIL	FUND
ACCELERATED TECHNOLOGY LABORAT TRAINING	20917	15027 TITAN LIMS ADVANCE TRAINING CLASS REGISTRATION-T	1,995.00	1,995.00	18
ALHAMBRA & SIERRA SPRINGS SUPPLIES	20918	5056091050117060117 4/17-5/17 BOTTLED WATER SERVICE	125.90	125.90	18
ALL FENCE COMPANY, INC CONSTRUCTION-CONTRACTOR	20919	66955 FENCE & GATE REPAIRS	1,990.00	1,990.00	20
ANALYSTS, INC. MACH & EQUIP MAINT SERVICES	20920	M1758420 LAB ANALYSIS	67.10	67.10	18
ANDERSON, MATT CONF. & TRAV.	20921	7142017 REIM-6/27-6/29/17 TRAVEL EXPENSES - YORBA LIND	230.26	230.26	18
BARKERBLUE CONST.-ADMIN. & LEGAL	20922	594942 SPEC'S/MASTER TO FILE (DFS)	11.60	11.60	20
BAY ALARM COMPANY CONTRACT SERV. (NON-MAINT.)	20923	14069740 7/1-10/1/17 BURGLAR MONITORING FEE 14074994 7/1-10/1/17 FIRE MONITORING FEE	1,042.89	266.19 776.70	18 18
BEECHER ENGINEERING CONSTRUCTION-DESIGN	20924	61747 5/25-6/20/17 T.O.2016-03 12KV PLANNING & CONSULT 61747 5/25-6/20/17 T.O.2016-03 12KV PLANNING & CONSULT	7,544.00	3,772.00 3,772.00	20 20
BOWLEN, WILLIAM SMALL TOOLS	20925	7142017 REIM-6/28/17 TOOL REPLACEMENT	402.53	402.53	18

7/1/17-7/14/17

7B-3

SILICON VALLEY CLEAN WATER
WARRANT REGISTER
07/14/17

PAGE 9829

NAME	WARRANT NUMBER	INVOICE #/DESCRIPTION	AMOUNT	DETAIL	FUND
BROWN & CALDWELL	20926		130,406.60		
CONTRUCTION-DESIGN		11287645 THRU 2/23/17 T.O.2016-17 RLS PROJECT PLANNING		22,993.75	20
PROFESSIONAL SERVICES		11288716 12/30/16-1/26/17 T.O.2016-05 AIR PERMIT CLEAN		2,137.25	18
CONTRUCTION-DESIGN		11289673 2/24-3/30/17 T.O.2016-17 RLS PROJECT PLANNING		25,131.50	20
PROFESSIONAL SERVICES		11289680 1/27-3/30/17 T.O.2016-05 AIR PERMIT CLEANUP		909.75	18
CONTRUCTION-DESIGN		11290720 2/24-3/30/17 T.O.2016-11 FOP PROJ/PHASE1 OWNE		10,767.41	20
		11290720 2/24-3/30/17 T.O.2016-11 FOP PROJ/PHASE1 OWNE		10,767.42	20
		11290720 2/24-3/30/17 T.O.2016-11 FOP PROJ/PHASE1 OWNE		10,767.42	20
		11292416 3/31-4/27/17 T.O.2016-11 FOP PROJ/PHASE1 OWND		15,172.95	20
		11292416 3/31-4/27/17 T.O.2016-11 FOP PROJ/PHASE1 OWND		15,172.95	20
		11292416 3/31-4/27/17 T.O.2016-11 FOP PROJ/PHASE1 OWND		15,172.95	20
		11295025 4/28-5/25/17 T.O.2016-09 MPPS PROJECT PLANNIN		1,413.25	20
BRYAN, WILLIAM	20927		2,204.72		
CONF. & TRAV.		7142017 REIM-TRAVEL EXPENSES WEF ANNUAL NUTRIENT CONFE		2,158.87	18
CONTRUCTION-DESIGN		7142017B REIM-MEAL EXPENSE 3 EE'S SFPUC GP-FOP CORROSI		45.85	20
CA ST-BOARD OF EQUALIZATION	20928		1,056.00		
MISCELLANEOUS		7142017 4/17-6/17 SALES TAX ACCRUAL 19-751218		1,056.00	18
CALIFORNIA DETAILERS, INC.	20929		275.00		
MACH & EQUIP MAINT SERVICES		44499 6/24/17 FLEET VEHICLE ON-SITE WASH		275.00	18
CALIFORNIA ENVIRONMENTAL DEWAT	20930		22,391.41		
CHEMICAL SUPPLIES		1329 6/7/17 44960 CED 1004 POLYMER		21,513.36	19
		1329 6/7/17 44960 CED 1004 POLYMER		878.05	19
CALPERS - FISCAL SERVICES DIVI	20931		35,000.00		
RETIREE MEDICAL PAYMENTS		7142017 7/17 PREFUNDING OPEB		35,000.00	12
CALTEST ANALYTICAL LABORATORY	20932		836.10		
CONTRACT SERV. (NON-MAINT.)		574261 NPDES PERMIT LAB ANALYSIS		836.10	18

7/1/17-7/14/17

7B-4

SILICON VALLEY CLEAN WATER
WARRANT REGISTER
07/14/17

PAGE 9830

NAME	WARRANT NUMBER	INVOICE #/DESCRIPTION	AMOUNT	DETAIL	FUND
CASCADE INTEGRATION & DEVELOPM CAPITAL	20933		8,968.00		
		1327 6/17 T.O.2015-04 PUMP STATION PLC REPLACEMENT		312.50	14
		1327 6/17 T.O.2015-04 PUMP STATION PLC REPLACEMENT		312.50	14
		1327 6/17 T.O.2015-04 PUMP STATION PLC REPLACEMENT		312.50	14
		1327 6/17 T.O.2015-04 PUMP STATION PLC REPLACEMENT		312.50	14
CONTRUCTION-DESIGN		1328 6/17 T.O.2016-01 SOLIDS PROCESSING AUTOMATION		2,199.33	20
		1328 6/17 T.O.2016-01 SOLIDS PROCESSING AUTOMATION		2,199.34	20
		1328 6/17 T.O.2016-01 SOLIDS PROCESSING AUTOMATION		2,199.33	20
PROFESSIONAL SERVICES		1329 3/1-6/30/17 GENERAL SCADA AND WIN-911 SUPPORT		1,120.00	18
CDM SMITH INC.	20934		38,844.10		
CONSTRUCTION-CONTRACTOR		90009137 THRU 12/31/16 T.O.2016-02 ANALYSIS&TASK DESIG		38,844.10	14
CDW GOVERNMENT, INC.	20935		18,567.32		
MACHINERY AND EQUIP MAINT MATE		JGL1989 QTY 2 APC UPS NETWORK MGT CARD 2/W/ENV MON		1,215.32	18
SUPPLIES		JGS7461 QTY 90 MS MBG O365 PLAN E3 SHARED		17,352.00	18
COLLABORATIVE STRATEGIES CONSU	20936		19,215.00		
CONTRUCTION-DESIGN		2702SV0617 5/20-6/29/17 T.O.2017-02 LANDSCAPE OF WETLA		5,512.50	20
		17501SV0617 5/20-6/29/17 T.O.2017-01 PROP ACQUISITION		2,835.00	20
		17605SV0617 5/20-6/29/17 T.O.2016-05 RCPS REPLACEMENT		4,515.00	20
		17606SV0617 5/20-6/29/17 T.O.2016-06 MPPS REHABILITATI		4,620.00	20
		18601SV0617 5/20-6/29/17 T.O.2016-01 BELMONT FORCE MAI		1,732.50	20
CONSOLIDATED PARTS INC.	20937		2,497.87		
MACHINERY AND EQUIP MAINT MATE		5039304 QTY 1 HFD/HMCP OPERATING HANDLE MECHANISM		97.71	18
		5039762 QTY 1 15HP DRIVE VARIABLE FREQUENCY		1,127.78	18
		5039923 QTY 3 STARTER, NON REVERSING		1,272.38	18
COUNTY OF SAN MATEO - AIRPORT	20938		97,300.00		
CONST.-ADMIN. & LEGAL		7142017 8/17 PERMIT#5384-LEASE PMT SAN CARLOS AIRPORT		97,300.00	20

7/1/17-7/14/17

7B-5

SILICON VALLEY CLEAN WATER
W A R R A N T R E G I S T E R
07/14/17

PAGE 9831

NAME	WARRANT NUMBER	INVOICE #/DESCRIPTION	AMOUNT	DETAIL	FUND
CYCLOTRON INC	20939		33,060.00		
PROFESSIONAL SERVICES		1699 SOFTWARE SUPPORT SERVICE - SHAREPOINT AS INTRANET		23,060.00	18
		1700 SOFTWARE SUPPORT SERVICE - SKYPE FOR BUSINESS HYB		10,000.00	18
DAVID J POWERS AND ASSOCIATES, CONTRUCTION-DESIGN	20940		2,233.25		
		20150218 5/17 T.O.2015-02 CONVEYANCE SYSTEM CEQA - EIR		122.83	20
		20150218 5/17 T.O.2015-02 CONVEYANCE SYSTEM CEQA - EIR		1,228.29	20
		20150218 5/17 T.O.2015-02 CONVEYANCE SYSTEM CEQA - EIR		267.99	20
		20150218 5/17 T.O.2015-02 CONVEYANCE SYSTEM CEQA - EIR		89.33	20
		20150218 5/17 T.O.2015-02 CONVEYANCE SYSTEM CEQA - EIR		122.83	20
		20150218 5/17 T.O.2015-02 CONVEYANCE SYSTEM CEQA - EIR		44.65	20
		20150218 5/17 T.O.2015-02 CONVEYANCE SYSTEM CEQA - EIR		44.67	20
		20150218 5/17 T.O.2015-02 CONVEYANCE SYSTEM CEQA - EIR		134.00	20
		20150218 5/17 T.O.2015-02 CONVEYANCE SYSTEM CEQA - EIR		156.33	20
		20150218 5/17 T.O.2015-02 CONVEYANCE SYSTEM CEQA - EIR		22.33	20
DELL BUSINESS CREDIT SUPPLIES	20941		14,201.42		
		REISS6082017603 REISS CK#20863 DTD 6/30/17		14,201.42	18
DOWNTOWN FORD SALES CAPITAL	20942		48,444.59		
		304258 QTY 1 2017 FORD F150 4X4 CREW CAB		48,435.84	14
		304258 QTY 1 2017 FORD F150 4X4 CREW CAB		8.75	14
DUBLIN SAN RAMON SERVICES DIST ADMINISTRATIVE EXPENSES	20943		720.00		
		1752 BACC BIDDING PARTICIPATION FEE		720.00	18
ENES JANITORIAL SERVICE CONTRACT SERV. (NON-MAINT.)	20944		1,675.00		
		20171 6/24/17 SERVICES FOR DEEP CLEANING FACILITY		1,675.00	18

SILICON VALLEY CLEAN WATER
W A R R A N T R E G I S T E R
07/14/17

PAGE 9832

NAME	WARRANT NUMBER	INVOICE #/DESCRIPTION	AMOUNT	DETAIL	FUND
ENVIRONMENTAL EXPRESS, INC	20945		6,009.34		
SUPPLIES		1000469354 QTY 50 PROWEIGH FILTERS FOR VOLATILES 47MM		4,936.97	18
		1000469376 QTY 4 10ML LUER LOCK SYRINGE 250PK		369.93	18
		1000469434 QTY 8 DIONEX VIAL AND CAPS AS50		702.44	18
ENVIRONMENTAL RESOURCE ASSOCIA	20946		865.52		
SUPPLIES		833814 LAB SUPPLIES, CHEMICALS		865.52	18
EPPENDORF NORTH AMERICA	20947		832.60		
SMALL TOOLS		4000693655 QTY 2 MECHANICAL PIPETTERS		832.60	18
EVOQUA WATER TECHNOLOGIES LLC	20948		9,865.80		
CHEMICAL SUPPLIES		903137543 6/5/17 4320 GAL CALCIUM NITRATE		9,865.80	18
FASTENAL COMPANY	20949		1,662.31		
SUPPLIES		CASAA53268 VENDOR MANAGED RESTOCK		1,050.31	18
MISCELLANEOUS		CASAA53373 VENDOR MANAGED RESTOCK		61.53	18
		CASAA53373 VENDOR MANAGED RESTOCK		117.15	18
		CASAA53373 VENDOR MANAGED RESTOCK		115.62	18
MACHINERY AND EQUIP MAINT MATE		CASAA53443 VENDOR MANAGED RESTOCK		317.70	18
FED EX	20950		169.47		
SUPPLIES		583729955 5/12-5/31/17 FED EX CHARGES		15.22	18
CONST.-ADMIN. & LEGAL		583729955 5/12-5/31/17 FED EX CHARGES		57.76	20
SUPPLIES		583729955 5/12-5/31/17 FED EX CHARGES		42.75	18
MACH & EQUIP MAINT SERVICES		583729955 5/12-5/31/17 FED EX CHARGES		15.29	18
CONTRUCTION-DESIGN		583729955 5/12-5/31/17 FED EX CHARGES		9.71	20
SUPPLIES		583729955 5/12-5/31/17 FED EX CHARGES		17.89	18
		583729955 5/12-5/31/17 FED EX CHARGES		10.85	18
FINTA ENTERPRISES, INC	20951		1,086.81		
CONTRACT SERV. (NON-MAINT.)		53366 5/17/17 GRIT HAULING		1,086.81	18

7/1/17-7/14/17

7B-7

SILICON VALLEY CLEAN WATER
WARRANT REGISTER
07/14/17

PAGE 9833

NAME	WARRANT NUMBER	INVOICE #/DESCRIPTION	AMOUNT	DETAIL	FUND
FISHER SCIENTIFIC COMPANY	20952		2,536.91		
SUPPLIES		2545692 LAB SUPPLIES		331.61	18
		2545692 LAB SUPPLIES		117.08	18
		2545692 LAB SUPPLIES		112.10	18
		2545692 LAB SUPPLIES		60.55	18
		3170355 LAB SUPPLIES		1,406.09	18
		3170355 LAB SUPPLIES		509.48	18
FIVESKY	20953		24,266.47		
MACH & EQUIP MAINT SERVICES		FSUSIN6318 CLOUD SERVICE RENEWAL 3 YRS AEROHIVE & SUPP		5,527.76	18
		FSUSIN6319 VMWARE ANNUAL SUPPORT RENEWAL		18,738.71	18
FRANKLIN MILLER, INC.	20954		9,425.33		
MISCELLANEOUS		29459 QTY 5 CUTTER, ROTARY		9,212.19	18
MACHINERY AND EQUIP MAINT MATE		29468 QTY 8 O-RING, QTY 3 RING RETAINER		8.70	18
		29468 QTY 8 O-RING, QTY 3 RING RETAINER		204.44	18
GILBERT, AARON	20955		255.00		
SUPPLIES		7142017 REIM-6/26/17 SAFETY SHOES		255.00	18

7/1/17-7/14/17

7B-8

SILICON VALLEY CLEAN WATER
WARRANT REGISTER
07/14/17

PAGE 9834

NAME	WARRANT NUMBER	INVOICE #/DESCRIPTION	AMOUNT	DETAIL	FUND
GRAINGER	20956		4,406.29		
MACHINERY AND EQUIP MAINT MATE		9477601281 RESTOCK ITEMS		906.11	18
MISCELLANEOUS		9479508179 RESTOCK ITEMS		85.71	18
		9479508179 RESTOCK ITEMS		920.68	18
SUPPLIES		9479676000 RESTOCK ITEMS		300.47	18
		9479676000 RESTOCK ITEMS		137.03	18
MISCELLANEOUS		9479676018 RESTOCK ITEMS		74.71	18
MACHINERY AND EQUIP MAINT MATE		9479676018 RESTOCK ITEMS		58.32	18
		9479676018 RESTOCK ITEMS		48.72	18
SUPPLIES		9479676018 RESTOCK ITEMS		28.28	18
		9479676026 RESTOCK ITEMS		625.36	18
		9479676034 RESTOCK ITEMS		225.77	18
		9479676034 RESTOCK ITEMS		442.66	18
MACHINERY AND EQUIP MAINT MATE		9481340165 RESTOCK ITEMS		171.48	18
		9487164759 RESTOCK ITEMS		210.30	18
MISCELLANEOUS		9487164759 RESTOCK ITEMS		170.69	18
HACH COMPANY	20957		112.89		
SUPPLIES		10519345 QTY 3 DISSOLVED OXYGEN 3 PWD PW PK		112.89	18
HANSEN, ERIC	20958		875.00		
CONF. & TRAV.		7142017 REIM-5/10/17 REGISTRATION FEE WE&RF IWA		675.00	18
		7142017B REIM-5/10/17 TECHNICAL TOURS - SAN DIEGO & WA		200.00	18
HARRINGTON INDUST PLASTICS	20959		388.38		
MISCELLANEOUS		3L0271 PLUMBING SUPPLIES		186.95	18
		3L0506 PLUMBING SUPPLIES		125.17	18
		3L0506 PLUMBING SUPPLIES		14.18	18
		3L0506 PLUMBING SUPPLIES		1.13	18
		3L0506 PLUMBING SUPPLIES		23.93	18
		3L0506 PLUMBING SUPPLIES		37.02	18

7/1/17-7/14/17

7B-9

SILICON VALLEY CLEAN WATER
W A R R A N T R E G I S T E R
07/14/17

PAGE 9835

NAME	WARRANT NUMBER	INVOICE #/DESCRIPTION	AMOUNT	DETAIL	FUND
HILTI, INC.	20960		527.96		
SUPPLIES		4609754549 QTY 7 BOX CUT-OFF WHEEL, QTY 3 HAMMER DRILL		261.49	18
MISCELLANEOUS		4609754549 QTY 7 BOX CUT-OFF WHEEL, QTY 3 HAMMER DRILL		80.09	18
		4609754549 QTY 7 BOX CUT-OFF WHEEL, QTY 3 HAMMER DRILL		81.78	18
		4609754549 QTY 7 BOX CUT-OFF WHEEL, QTY 3 HAMMER DRILL		104.60	18
HOPKINS TECHNICAL PRODUCTS, IN	20961		6,036.67		
MACHINERY AND EQUIP MAINT MATE		3617300673 QTY 1 SENSOR, TOTAL CHLORINE CTE		16.11	18
		3617300673 QTY 1 SENSOR, TOTAL CHLORINE CTE		1,376.54	18
		3617300684 QTY 3 SENSOR, TOTAL CHLORINE CTE		4,306.95	18
SUPPLIES		3617300735 QTY 5 ELECTROLYTE CGE2 WITH BOTTLE 50ML		337.07	18
IDEXX DISTRIBUTION, INC	20962		579.89		
SUPPLIES		3016614484 QTY 1 ECOLI COLIFORM, QYT 1 ENTEROCOCCI, QT		232.36	18
		3016614484 QTY 1 ECOLI COLIFORM, QYT 1 ENTEROCOCCI, QT		145.36	18
		3016614484 QTY 1 ECOLI COLIFORM, QYT 1 ENTEROCOCCI, QT		202.17	18
INDUSTRIAL SAFETY SUPPLY	20963		1,289.75		
MISCELLANEOUS		1048885 SAFETY PRODUCTS		1,289.75	18
INSTRUMART	20964		512.43		
SMALL TOOLS		IN529757 LAB SUPPLIES		477.63	18
MACHINERY AND EQUIP MAINT MATE		IN529757 LAB SUPPLIES		34.80	18
JENSEN INSTRUMENT COMPANY OF N	20965		770.06		
MACH & EQUIP MAINT SERVICES		18258A EASY UPGRADE FOR 475, 3 YR ONLINE		770.06	18
JENTECH SERVICES	20966		6,297.93		
MACH & EQUIP MAINT SERVICES		2233 6/23-7/6/17 INSTRUMENT CALIBRATION		1,710.00	18
		2233 6/23-7/6/17 INSTRUMENT CALIBRATION		2,755.00	18
		2233 6/23-7/6/17 INSTRUMENT CALIBRATION		1,832.93	18

7/1/17-7/14/17

7B-10

SILICON VALLEY CLEAN WATER
WARRANT REGISTER
07/14/17

PAGE 9836

NAME	WARRANT NUMBER	INVOICE #/DESCRIPTION	AMOUNT	DETAIL	FUND
JHS CONSULTING, LLC	20967		7,679.24		
CONTRUCTION-DESIGN		2017021 4/1-5/31/17 T.O.2017-02 SRF AND PERMITTING SUP		422.36	20
		2017021 4/1-5/31/17 T.O.2017-02 SRF AND PERMITTING SUP		4,223.58	20
		2017021 4/1-5/31/17 T.O.2017-02 SRF AND PERMITTING SUP		921.52	20
		2017021 4/1-5/31/17 T.O.2017-02 SRF AND PERMITTING SUP		307.17	20
		2017021 4/1-5/31/17 T.O.2017-02 SRF AND PERMITTING SUP		422.36	20
		2017021 4/1-5/31/17 T.O.2017-02 SRF AND PERMITTING SUP		153.58	20
		2017021 4/1-5/31/17 T.O.2017-02 SRF AND PERMITTING SUP		153.58	20
		2017021 4/1-5/31/17 T.O.2017-02 SRF AND PERMITTING SUP		460.75	20
		2017021 4/1-5/31/17 T.O.2017-02 SRF AND PERMITTING SUP		537.55	20
		2017021 4/1-5/31/17 T.O.2017-02 SRF AND PERMITTING SUP		76.79	20
KELLER CANYON LANDFILL CO.	20968		1,558.63		
CONTRACT SERV. (NON-MAINT.)		4212000025869 6/7/17 SEWER GRIT SCRIN DRYING BED HAULIN		1,558.63	18
KELLER INDUSTRIES INC	20969		1,549.69		
MACHINERY AND EQUIP MAINT MATE		15614 QTY 4 MACHINED DORR CLONE SPOOL		462.19	18
MACH & EQUIP MAINT SERVICES		15615 QTY 2 MACHINED FLANGES		1,087.50	18
KEN GRADY COMPANY, INC	20970		2,924.51		
MACHINERY AND EQUIP MAINT MATE		1585A QTY 4 EA REAGENT PUMP, SAMPLE PUMP, PUMP MOTOR,		1,149.76	18
		1585A QTY 4 EA REAGENT PUMP, SAMPLE PUMP, PUMP MOTOR,		43.50	18
		1585A QTY 4 EA REAGENT PUMP, SAMPLE PUMP, PUMP MOTOR,		1,196.25	18
		1585A QTY 4 EA REAGENT PUMP, SAMPLE PUMP, PUMP MOTOR,		435.00	18
MACH & EQUIP MAINT SERVICES		1585A QTY 4 EA REAGENT PUMP, SAMPLE PUMP, PUMP MOTOR,		100.00	18
KENNEDY/JENKS CONSULTANTS, INC	20971		14,804.00		
CONTRUCTION-DESIGN		112369 THRU 5/26/17 T.O.2016-12 PREP DECISION TOOL SVC		14,804.00	20
LARRY WALKER ASSOCIATES INC.	20972		11,133.75		
PROFESSIONAL SERVICES		64143 THRU 3/31/17 REGULATORY ASSISTANCE ON NPDES PERM		10,278.75	18
		64144 THRU 4/30/17 REGULATORY ASSISTANCE ON NPDES PERM		855.00	18

SILICON VALLEY CLEAN WATER
WARRANT REGISTER
07/14/17

PAGE 9837

NAME	WARRANT NUMBER	INVOICE #/DESCRIPTION	AMOUNT	DETAIL	FUND
LEE, DAVID	20973		1,207.44		
CONF. & TRAV.		7142017 REIM-6/19-6/22/17 TRAVEL EXPENSES ASSE PROF DE		1,207.44	18
LIEBERT CASSIDY WHITMORE	20974		4,880.00		
PROFESSIONAL SERVICES		1441898 THRU 5/31/17 GENERAL PROF LEGAL SVCS		1,925.00	18
		1441899 THRU 5/31/17 CALPERS AUDIT		490.00	18
		1441900 THRU 5/31/17 D.A. HALL MGMT PAY PERS APPEAL		2,465.00	18
LINKO TECHNOLOGY INC.	20975		1,230.00		
SUPPLIES		5094 REMOTE INSPECTOR CUSTOM INSPECTION FORMS		1,230.00	18
MARINA MECHANICAL	20976		4,791.02		
MACH & EQUIP MAINT SERVICES		87721 5/19/17 MAINTENANCE LABOR CHILLERS		101.05	18
		88213 5/19/17 MAINTENANCE ON CHILLERS		4,689.97	18
MCMASTER-CARR SUPPLY CO.	20977		495.60		
MISCELLANEOUS		35966973 QTY 40 ZINC PLATED STEEL RING GRIP PIN, QTY 4		106.58	18
		35966973 QTY 40 ZINC PLATED STEEL RING GRIP PIN, QTY 4		132.21	18
MACHINERY AND EQUIP MAINT MATE		37288428 QTY 8 LATCH STYLE TOGGLE CLAMP		131.66	18
MISCELLANEOUS		37288428 QTY 8 LATCH STYLE TOGGLE CLAMP		125.15	18
MENLO PARK, CITY OF	20978		309.79		
UTILITIES		628201735494 5/22-6/22/17 MPPS WATER SERVICE		309.79	18
MOTION INDUSTRIES INC.	20979		3,168.11		
SUPPLIES		CA24007845 QTY 3 PART SL00003		352.84	18
MISCELLANEOUS		CA24010431 VARIOUS SIZES IND HOSE ENDS AND STEEL CLAMP		87.46	18
		CA24010431 VARIOUS SIZES IND HOSE ENDS AND STEEL CLAMP		379.08	18
SUPPLIES		CA24010561 QTY 2 BARRACUDA SUCTION HOSES		774.12	18
MACHINERY AND EQUIP MAINT MATE		CA24011131 QTY 8 BALL VALVES		1,353.95	18
		CA24011244 QTY 100 INDUSTRIAL HOSE		220.66	18

7/1/17-7/14/17

7B-12

SILICON VALLEY CLEAN WATER
W A R R A N T R E G I S T E R
07/14/17

PAGE 9838

NAME	WARRANT NUMBER	INVOICE #/DESCRIPTION	AMOUNT	DETAIL	FUND
NAVIA BENEFIT SOLUTIONS	20980		186.10		
ADMINISTRATIVE EXPENSES		10093532 6/17 PARTICIPANT FEE		186.10	18
NEXLEVEL INFORMATION TECHNOLOG	20981		1,662.50		
CONST.-ADMIN. & LEGAL		20170629 6/17 ERP PROCUREMENT ENGAGEMENT		1,662.50	20
OFFICE DEPOT	20982		704.15		
OFFICE SUPPLIES		930751533001 OFFICE SUPPLIES		24.02	18
		932778620001 OFFICE SUPPLIES		127.51	18
		933975876001 OFFICE SUPPLIES		239.21	18
		933976090001 OFFICE SUPPLIES		27.77	18
SUPPLIES		933976090001 OFFICE SUPPLIES		78.79	18
OFFICE SUPPLIES		937483303001 OFFICE SUPPLIES		186.14	18
SUPPLIES		937483303001 OFFICE SUPPLIES		20.71	18
OGASAWARA LANDSCAPE MAINTENANC	20983		6,100.00		
CONTRACT SERV. (NON-MAINT.)		24168 6/17 PLANT/PUMP STATIONS SVCS		2,500.00	18
		24184 6/17 GREENDALE MISC LANDSCAPING WORK/LABOR		3,600.00	18
PACE SUPPLY CORP	20984		240.91		
MACHINERY AND EQUIP MAINT MATE		93913973 PLUMBING SUPPLIES		240.91	18
PACIFIC GAS AND ELECTRIC COMPA	20985		107,912.78		
UTILITIES		629201726195 5/24-6/21/17 MPPS ELECTRIC		6,217.46	18
		629201783066 5/26-6/26/17 PLANT ELECTRIC		91,798.37	18
		630201703894 5/25-6/25/17 RCPS LYNGSO ELECTRIC		29.28	18
		630201743834 5/25-6/25/17 RCPS ELECTRIC		9,121.04	18
		705201765919 5/31-6/30/17 GEG COGEN GAS		746.63	18

7/1/17-7/14/17

7B-13

SILICON VALLEY CLEAN WATER
W A R R A N T R E G I S T E R
07/14/17

PAGE 9839

NAME	WARRANT NUMBER	INVOICE #/DESCRIPTION	AMOUNT	DETAIL	FUND
PALO ALTO ELECTRIC MOTOR CORP.	20986		12,457.12		
MACH & EQUIP MAINT SERVICES		RI4607 LABOR-REWIND MOTOR TO INSTALL BIMETALLIC SWITCH		6,757.39	18
		RI4608 LABOR-DISMANTLE, CLEAN, TEST SEW-EURODRIVE		5,165.43	18
MACHINERY AND EQUIP MAINT MATE		SI2066 QTY 2 GEAR PINION FOR SHAFT		534.30	18
PEOPLEREADY INC	20987		2,294.00		
CONTRACT SERV. (NON-MAINT.)		22245316 5/15-5/21/17 UTILITY WORKER TEMPORARY STAFF O		1,240.00	18
		22305548 5/29-6/4/17 UTILITY WORKER TEMPORARY STAFF OP		1,054.00	18
PETTY CASH - SILICON VALLEY CL	20988		687.42		
SUPPLIES		7142017 PETTY CASH DISBURSEMENTS		62.23	18
CONTRACT SERV. (NON-MAINT.)		7142017 PETTY CASH DISBURSEMENTS		62.50	18
TRAINING		7142017 PETTY CASH DISBURSEMENTS		73.77	18
SUPPLIES		7142017 PETTY CASH DISBURSEMENTS		34.85	18
		7142017 PETTY CASH DISBURSEMENTS		187.13	18
		7142017 PETTY CASH DISBURSEMENTS		8.00	18
TRAINING		7142017 PETTY CASH DISBURSEMENTS		66.95	18
		7142017 PETTY CASH DISBURSEMENTS		34.53	18
SUPPLIES		7142017 PETTY CASH DISBURSEMENTS		78.50	18
MEMB. & MEET.		7142017 PETTY CASH DISBURSEMENTS		19.50	18
		7142017 PETTY CASH DISBURSEMENTS		40.94	18
		7142017 PETTY CASH DISBURSEMENTS		18.52	18
PINPOINT PRODUCTS	20989		3,427.86		
SMALL TOOLS		1856 TRASH PUMP 4" DISCHARGE		33.23	18
		1856 TRASH PUMP 4" DISCHARGE		3,394.63	18
PITNEY BOWES	20990		266.58		
RENTAL/LEASES		3101335768 7/10-10/9/17 LEASE - POSTAGE MACHINE		266.58	18
POWELL, THOMAS	20991		1,003.92		
TRAINING		7142017 REIM-AIRFARE FOR TWO R KUMAR & T POWELL - GE/J		1,003.92	18

7/1/17-7/14/17

7B-14

SILICON VALLEY CLEAN WATER
WARRANT REGISTER
07/14/17

PAGE 9840

NAME	WARRANT NUMBER	INVOICE #/DESCRIPTION	AMOUNT	DETAIL	FUND
POWER ENGINEERING CONSTRUCTION	20992		12,558.50		
CONSTRUCTION-CONTRACTOR		15POM10630 3/19-6/10/17 PRG PMT#15 RWC PUMP STATION 48		12,558.50	20
R & B COMPANY	20993		855.76		
MACHINERY AND EQUIP MAINT MATE		S1654774001 PLUMBING PARTS		51.17	18
		S1654774001 PLUMBING PARTS		198.99	18
		S1654774001 PLUMBING PARTS		225.13	18
		S1654774001 PLUMBING PARTS		317.77	18
		S1654774001 PLUMBING PARTS		62.70	18
R.F. MACDONALD CO.	20994		5,337.78		
MISCELLANEOUS		245679 QTY 3 PACO PUMP		5,337.78	18
RECOLOGY PENINSULA SERVICES	20995		592.00		
MACH & EQUIP MAINT SERVICES		64285 5/11/17 20 YD DEBRIS BOX		592.00	18
RECOLOGY SAN MATEO COUNTY	20996		222.96		
UTILITIES		26097337 3/1-8/31/17 GREENDALE RESIDENTIAL WASTE		222.96	18
REDWOOD CITY, CITY OF - WATER	20997		5,172.44		
UTILITIES		628201706774 5/28-6/28/17 RCPS WATER		56.99	18
		628201719903 5/28-6/28/17 1406 WATER, SEWER, GARBAGE,		199.33	18
		628201719929 5/28-6/28/17 1406 FIRE SERVICE		96.00	18
		628201786984 5/28-6/28/17 PLANT WATER, GARBAGE SERVICE		4,820.12	18
REPUBLIC SERVICES #921	20998		2,491.70		
CONTRACT SERV. (NON-MAINT.)		925001513367 4/17/17 CONTAINER DELIVERY DEBRIS BOX AND		2,491.70	18
REPUBLIC SERVICES #925	20999		757.32		
CONTRACT SERV. (NON-MAINT.)		925001515950 5/23/17 ROLL OFF ON CALL SERVICE SPECIAL		757.32	18

7/1/17-7/14/17

7B-15

SILICON VALLEY CLEAN WATER
WARRANT REGISTER
07/14/17

PAGE 9841

NAME	WARRANT NUMBER	INVOICE #/DESCRIPTION	AMOUNT	DETAIL	FUND
RGM AND ASSOCIATES	21000		5,710.75		
CONST.-ADMIN. & LEGAL		703 1/7-1/28/17 T.O.2013-01 LABOR COMPLIANCE		531.17	20
CONSTRUCTION-DESIGN		703 1/7-1/28/17 T.O.2013-01 LABOR COMPLIANCE		531.16	20
CONST.-ADMIN. & LEGAL		703 1/7-1/28/17 T.O.2013-01 LABOR COMPLIANCE		531.17	20
		774 2/4-2/25/17 T.O.2013-01 LABOR COMPLIANCE		738.42	20
		774 2/4-2/25/17 T.O.2013-01 LABOR COMPLIANCE		738.42	20
CONSTRUCTION-DESIGN		774 2/4-2/25/17 T.O.2013-01 LABOR COMPLIANCE		738.41	20
CONST.-ADMIN. & LEGAL		999 4/8-4/29/17 T.O.2013-01 LABOR COMPLIANCE		634.00	20
		999 4/8-4/29/17 T.O.2013-01 LABOR COMPLIANCE		634.00	20
CONSTRUCTION-DESIGN		999 4/8-4/29/17 T.O.2013-01 LABOR COMPLIANCE		634.00	20
RKI INSTRUMENTS INC.	21001		1,952.70		
SUPPLIES		326804 QTY 5 EA CYLINDER 5PPM AND CYLINDER 25PPM		1,001.14	18
		326804 QTY 5 EA CYLINDER 5PPM AND CYLINDER 25PPM		951.56	18
ROONEY, FRANCIS	21002		210.00		
TRAINING		7142017 REIM-6/28/17 ENVIRO COMPLIANCE INSPECTOR GRADE		170.00	18
		7142017B REIM-3/7/17 ENVIRO COMPLIANCE RESCHEDULE EXAM		40.00	18
RSKA	21003		655.00		
CONST.-ADMIN. & LEGAL		170115 1/6/17 FULL PAGE LEFT INTERIOR COLOR AD		655.00	20
		170613 6/1/17 FULL PAGE LEFT INTERIOR COLOR AD		655.00	20
		161117B DUPLICATE PAYMENT FOR INV 161117		-655.00	20
SAMPLE TRAPS, LLC	21004		220.22		
SUPPLIES		1201206391 QTY 5 ECONO-POLY BOTTLES		220.22	18
SAN MATEO COUNTY MOSQUITO AND	21005		177.84		
CONTRACT SERV. (NON-MAINT.)		SM1700066 5/31/17 MOSQUITO AND VECTOR CONTROL		177.84	18

SILICON VALLEY CLEAN WATER
WARRANT REGISTER
07/14/17

PAGE 9842

NAME	WARRANT NUMBER	INVOICE #/DESCRIPTION	AMOUNT	DETAIL	FUND
SANDUL, DUANE	21006		2,820.00		
CONTRUCTION-DESIGN		18B 6/17 T.O.2016-01 CONVEYANCE SYSTEM - PUBLIC INFO S		22.40	20
		18B 6/17 T.O.2016-01 CONVEYANCE SYSTEM - PUBLIC INFO S		22.40	20
		18B 6/17 T.O.2016-01 CONVEYANCE SYSTEM - PUBLIC INFO S		67.20	20
		18B 6/17 T.O.2016-01 CONVEYANCE SYSTEM - PUBLIC INFO S		78.40	20
		18B 6/17 T.O.2016-01 CONVEYANCE SYSTEM - PUBLIC INFO S		11.20	20
		18B 6/17 T.O.2016-01 CONVEYANCE SYSTEM - PUBLIC INFO S		61.60	20
		18B 6/17 T.O.2016-01 CONVEYANCE SYSTEM - PUBLIC INFO S		61.60	20
		18B 6/17 T.O.2016-01 CONVEYANCE SYSTEM - PUBLIC INFO S		616.00	20
		18B 6/17 T.O.2016-01 CONVEYANCE SYSTEM - PUBLIC INFO S		134.40	20
		18B 6/17 T.O.2016-01 CONVEYANCE SYSTEM - PUBLIC INFO S		44.80	20
PROFESSIONAL SERVICES		6SVCW2017 6/2017 PROFESSIONAL SERVICES		1,700.00	18
SCP SCIENCE	21007		448.63		
SUPPLIES		IN0000203656 QTY 2 DIGITUBES 50ML RACKLOCK W/CAPS		448.63	18
SFO REPRESENTATIVES, INC.	21008		1,576.88		
MACHINERY AND EQUIP MAINT MATE		58102 QTY 1 HFD3150 CIRCUIT BREAKER		1,576.88	18
SILICON VALLEY CLEAN WATER (SA	21009		1,925.00		
ADMINISTRATIVE EXPENSES		7142017 8/17 SAFETY INCENTIVE		1,925.00	18
SOLARWINDS.NET, INC.	21010		12,583.00		
SUPPLIES		IN331367 RENEWAL SOLARWINDS MAINTENANCE SUPPORT		12,583.00	18
SUBURBAN PROPANE LP	21011		12.00		
UTILITIES		26824 6/14/17 PROPANE EQUIPMENT RENTAL		12.00	18
TANNER PACIFIC, INC.	21012		2,848.00		
CONSTRUCTION-CONSTRUCTION MGMT		217054 6/18-7/1/17 T.O.2017-03 PUMP STATION VALVE REPL		1,424.00	14
		217054 6/18-7/1/17 T.O.2017-03 PUMP STATION VALVE REPL		1,424.00	14

SILICON VALLEY CLEAN WATER
WARRANT REGISTER
07/14/17

PAGE 9843

NAME	WARRANT NUMBER	INVOICE #/DESCRIPTION	AMOUNT	DETAIL	FUND
THE FERGUSON GROUP LLC	21013		2,653.59		
CONTRUCTION-DESIGN		517594 5/1-5/23 PROF CONSULTING SVCS - CIP FIN ASSISTA		2,626.50	20
		517594B REIM-TELEPHONE EXPENSES		27.09	20
TOYOTA MATERIAL HANDLING	21014		11,548.18		
SMALL TOOLS		M36116 QTY 1 BIGFOOT ELECTRIC BURDEN CARRIER		11,548.18	18

7/1/17-7/14/17

7B-18

SILICON VALLEY CLEAN WATER
WARRANT REGISTER
07/14/17

PAGE 9844

NAME	WARRANT NUMBER	INVOICE #/DESCRIPTION	AMOUNT	DETAIL	FUND
U.S. BANK CORPORATE PAYMENT SY	21015		7,491.35		
SUPPLIES		6222017BB1 6/14/17 0365 MONTHLY RENEWAL SERVER - MSFT		56.00	18
		6222017BB2 6/14/17 0365 MONTHLY RENEWAL - MSFT		180.00	18
MEMB. & MEET.		6222017DC1 5/24/17 PARKING FEE - BART		8.65	18
SUPPLIES		6222017DC2 5/31/17 COMPANY VEHICLE SVC - LES SCHWAB		1,072.30	18
		6222017DC3 6/2/17 FUEL EXPENSE - MAVERIK		47.75	18
		6222017DC4 6/2/17 FUEL EXPENSE - PILOT		65.00	18
		6222017DC5 6/3/17 FUEL EXPENSE - MAVERIK		52.00	18
		6222017DC6 6/3/17 FUEL EXPENSE - MAVERIK		75.00	18
		6222017DC7 6/3/17 FUEL EXPENSE - MAVERIK		41.00	18
		6222017DC8 6/4/17 FUEL EXPENSE - PILOT		72.25	18
		6222017DC9 6/4/17 FUEL EXPENSE - PILOT		90.00	18
MEMB. & MEET.		6222017DL1 5/23/17 MEMBERSHIP RENEWAL BOARD CERT SAFE		82.00	18
SUPPLIES		6222017DM9 6/8/17 HEAVY DUTY STEEL BARRICADES SHIPPING		518.00	18
TRAINING		6222017EM1 6/12/17 TRAINING CIWQS SSO REPORTING - K MC		235.00	18
CONF. & TRAV.		6222017EM2 6/15/17 TRAINING ELOGGER CONFERENCE - D COT		995.00	18
TRAINING		6222017EM3 6/15/17 TRAINING CIWQS SSO REPORTING - J BR		235.00	18
MEMB. & MEET.		6222017EM4 6/15/17 ANNUAL CWEA MEMBERSHIP EXP 6/18 - P		172.00	18
SUPPLIES		6222017IS1 5/23/17 SVCW SHIRT FOR P AXIAQ - LANDS END		42.52	18
		6222017IS2 5/24/17 SVCW BUSNISS CARDS FOR D LEE - VIS		40.66	18
		6222017IS3 5/29/17 REFRESHMENTS FOR SVCW MONTHLY MEETI		55.47	18
		6222017IS4 6/8/17 REFRESHMENTS FOR COMMISSION MTG - NO		1.69	18
		6222017IS5 6/8/17 REFRESHMENTS FOR COMMISSION MTG - NO		3.99	18
		6222017IS6 6/9/17 SVCW REUSABLE WATER BOTTLES FOR EE'S		1,311.76	18
TRAINING		6222017IS7 6/1/17 TRAINING GFOAT CINDY HUI - GOVERNMEN		333.00	18
		6222017IS8 6/13/17 GFOAT TRAINING PUBLICATIONS FOR SVC		615.31	18
		6222017JF1 5/23/17 WEBINAR THE FLORES DECISION - LIEBE		70.00	18
ADMINISTRATIVE EXPENSES		6222017JF2 5/30/17 CWEA JOB POSTING LAB ASST - PAYPAL		285.00	18
CONF. & TRAV.		6222017JF3 5/31/17 CALPERS FORUM - CALPERS CVENT		350.00	18
ADMINISTRATIVE EXPENSES		6222017JF4 6/1/17 CWEA JOB POSTING SR ENGINEER - PAYPA		285.00	18
		6222017JF5 6/1/17 BROWN & CALDWELL JOB POSTING SR ENGI		100.00	18

SILICON VALLEY CLEAN WATER
WARRANT REGISTER
07/14/17

PAGE 9845

NAME	WARRANT NUMBER	INVOICE #/DESCRIPTION	AMOUNT	DETAIL	FUND
U.S. BANK CORPORATE PAYMENT SY	21016		7,547.67		
ADMINISTRATIVE EXPENSES		6222017JF6 6/1/17 WATER DIST JOB POSTING SR ENGINEER -		145.00	18
		6222017JF7 6/1/17 ASCE JOB POSTING SR ENGINEER - BOXWO		419.00	18
SUPPLIES		6222017LB1 6/9/17 REFRESHMENTS FOR INVENTORY MEETING -		89.99	18
		6222017LB2 6/10/17 FASTRAK PAYMENT - FASTRAK CSC		160.00	18
CONTRUCTION-DESIGN		6222017LB3 6/15/17 MEAL EXPENSE FOR FOP INTERVIEWS - R		161.43	20
MEMB. & MEET.		6222017MA1 6/14/17 REGISTRATION FEE CSMFO		60.00	18
CONF. & TRAV.		6222017MA2 6/17/17 FUEL EXPENSE - CONSERV FUEL		41.84	18
		6222017MA3 6/18/17 FUEL EXPENSE - 76 SHOP N GO		52.21	18
CONST.-ADMIN. & LEGAL		6222017MA4 6/20/17 AIRFARE TO YLWD SOFTWARE, M ANDERSON		378.40	20
		6222017MA5 6/20/17 AIRFARE TO YLWD SOFTWARE, C HUI - U		378.40	20
		6222017MA6 6/20/17 AIRFARE TO YLWD SOFTWARE, S GILHAM		378.40	20
		6222017MA7 6/20/17 AIRFARE TO MN SOFTWARE, M ANDERSON		641.40	20
		6222017MA8 6/20/17 AIRFARE TO MN SOFTWARE, B HUFFSTUTL		641.40	20
		6222017MA9 6/20/17 AIRFARE TO MN SOFTWARE, R GALLEGOS		641.40	20
MEMB. & MEET.		6222017MH1 6/7/17 PARKING FEE BACWA WORKSHOP - PACIFIC		12.00	18
SUPPLIES		6222017RH1 5/24/17 PH PROBE FOR LAB - COLEPARMERINSTRU		380.44	18
MEMB. & MEET.		6222017RH2 5/24/17 MEMBERSHIP RENEWAL CWEA E SALVATIER		265.00	18
CONF. & TRAV.		6222017RH3 5/25/17 HOTEL EXPENSE IC TRAINING M GAWAT -		596.08	18
SUPPLIES		6222017RH4 5/25/17 CAR RENTAL INSURANCE FEE M GAWAT IC		40.00	18
		6222017RH5 5/26/17 STANDARD METHODS BOOK FOR LAB - ALP		281.66	18
MEMB. & MEET.		6222017RH6 6/6/17 MEMBERSHIP RENEWAL CWEA T ISHAYA		172.00	18
SUPPLIES		6222017RH7 6/21/17 SULFIDE ION TUBES FOR LAB - TFS FIS		113.07	18
		6222017TH1 6/1/17 IOS APP - APL ITUNES.COM		1.99	18
MEMB. & MEET.		6222017TH2 6/7/17 BACWA ANNUAL MEETING - CONVENTION CE		35.00	18
CONST.-ADMIN. & LEGAL		6222017VV1 5/31/17 REFRESHMENTS FOR GRAVITY PIPELINE I		55.88	20
		6222017VV2 6/1/17 MEAL EXPENSE FOR GRAVITY PIPELINE IN		175.49	20
		6222017VV3 6/2/17 MEAL EXPENSE FOR GRAVITY PIPELINE IN		260.07	20
		6222017VV4 6/19/17 REFRESHMENTS FOR FOP INTERVIEWS - N		160.66	20
		6222017VV5 6/20/17 MEAL EXPENSE FOR FOP INTERVIEWS - 3		754.46	20
SUPPLIES		6222017DC10 6/4/17 FUEL EXPENSE - CHEVRON		55.00	18

SILICON VALLEY CLEAN WATER
WARRANT REGISTER
07/14/17

PAGE 9846

NAME	WARRANT NUMBER	INVOICE #/DESCRIPTION	AMOUNT	DETAIL	FUND
U.S. BANK CORPORATE PAYMENT SY	21017		12,995.31		
SUPPLIES		6222017DC11 6/4/17 FUEL EXPENSE - SHELL OIL		81.00	18
		6222017DC12 6/5/17 FUEL EXPENSE - WESTSIDE 76		82.50	18
MACHINERY AND EQUIP MAINT MATE		6222017DC13 6/5/17 OIL CHANGE - AUTO PRIDE		123.14	18
SUPPLIES		6222017DC14 6/9/17 FUEL EXPENSE - CHEVRON		41.00	18
		6222017DC15 6/9/17 FUEL EXPENSE - MAVERIK		25.50	18
		6222017DC16 6/9/17 FUEL EXPENSE - CHEVRON		31.00	18
		6222017DC17 6/11/17 FUEL EXPENSE - MAVERIK		24.50	18
		6222017DC18 6/11/17 FUEL EXPENSE - PILOT		34.50	18
		6222017DC19 6/12/17 FUEL EXPENSE - TA SPARKS TRV CNTR		37.00	18
		6222017DC20 6/14/17 FUEL EXPENSE - 76 DOUBLE AA		36.50	18
		6222017DC21 6/16/17 KEYLESS CAM ACC COMBO - THE HOME D		140.29	18
		6222017DC22 6/17/17 FUEL EXPENSE - CHEVRON		40.00	18
MISCELLANEOUS		6222017DM12 6/19/17 HARNESS, CABLE, KEY IGNITI, COVER		1,385.94	18
SMALL TOOLS		6222017DM6A 6/5/17 24X26X11 STANDARD 12G-AMERICAN CARP		4,244.06	18
MISCELLANEOUS		6222017DM2TAX SALES TAX LIABILITY		-10.59	18
		6222017DM7TAX SALES TAX LIABILITY		-26.12	18
SUPPLIES		6222017RH5TAX SALES TAX LIABILITY		-22.66	18
MISCELLANEOUS		6222017DM10TAX SALES TAX LIABILITY		-19.23	18
		6222017DM11TAX SALES TAX LIABILITY		-171.33	18
		6222017DM13TAX SALES TAX LIABILITY		-9.28	18
SUPPLIES		6222017DM10 6/8/17 HEAVY DUTY STEEL BARRICADES STORAGE		1,239.10	18
		6222017DM10 6/8/17 HEAVY DUTY STEEL BARRICADES STORAGE		433.91	18
MISCELLANEOUS		6222017DM11 6/12/17 QTY 2 INTERNAL KIT -STD, QTY 3 STA		156.60	18
		6222017DM11 6/12/17 QTY 2 INTERNAL KIT -STD, QTY 3 STA		2,030.03	18
SUPPLIES		6222017DM13 6/20/17 QTY 1 MANUAL DIGITAL BURETTE-CAT S		1,032.79	18
		6222017DM2 5/25/17 QTY 1 REPLACEMENT PART SPOUT GOOSEN		131.59	18
		6222017DM4 5/27/17 QTY 1 AIR PUMP, QTY 2 AIR STONES AQ		24.34	18
SMALL TOOLS		6222017DM4 5/27/17 QTY 1 AIR PUMP, QTY 2 AIR STONES AQ		54.54	18
MISCELLANEOUS		6222017DM5 5/31/17 QTY 4 FILTER ELEMENTS-DIAMOND DIESE		682.81	18
SMALL TOOLS		6222017DM6 6/5/17 QTY 1 24X26X11 STANDARD 12G, QTY 2 S		1,141.88	18

SILICON VALLEY CLEAN WATER
W A R R A N T R E G I S T E R
07/14/17

PAGE 9847

NAME	WARRANT NUMBER	INVOICE #/DESCRIPTION	AMOUNT	DETAIL	FUND
U.S. BANK CORPORATE PAYMENT SY	21018		4,323.06		
SMALL TOOLS		6222017DM7 6/8/17 QTY 1 41X42 ENCLOSED OUTDOOR BULLETI		404.02	18
MACH & EQUIP MAINT SERVICES		6222017DM8 6/8/17 VARIOUS FILTERS - GARTON TRACTOR		2,159.08	18
SUPPLIES		6222017JD1 QTY 1 INHIBITED ETHYLENE GLYCOL 55G DRUM-PL		95.15	18
MISCELLANEOUS		6222017JD1 QTY 1 INHIBITED ETHYLENE GLYCOL 55G DRUM-PL		868.93	18
SMALL TOOLS		6222017JD2 QTY 2 RESIN WALL STORAGE CABINETS-HOME DEPO		20.48	18
		6222017JD2 QTY 2 RESIN WALL STORAGE CABINETS-HOME DEPO		197.90	18
MISCELLANEOUS		6222017JD3 QTY 75 COSTCO WATER - COSTCO		577.50	18
U.S. HEALTHWORKS MEDICAL GROUP	21019		228.00		
PROFESSIONAL SERVICES		3146429CA 6/22/17 PRE-EMPLOYMENT PHYSICAL - A BERTOLUC		228.00	18
UNIVAR USA INC.	21020		12,562.19		
CHEMICAL SUPPLIES		SJ823707 6/27/17 4591 GAL HYPO		2,049.52	18
		SJ821714 6/17/17 4501 GAL SOD HYPO LIQUICHLOR		2,009.33	18
		SJ822469 6/22/17 4885 GAL SOD BISULFITE		4,483.78	18
		SJ822546 6/21/17 4501 GAL SOD HYPO LIQUICHLOR		2,009.33	18
		SJ823406 6/24/17 4503 GAL SOD HYPO LIQUICHLOR		2,010.23	18
VALLEY OIL COMPANY (VEHICLE FU	21021		1,476.22		
SUPPLIES		463998 5/27-6/15/17 FUEL CHARGES COMPANY VEHICLES		1,366.76	18
		463998 5/27-6/15/17 FUEL CHARGES COMPANY VEHICLES		109.46	18
VERIZON WIRELESS	21022		3,585.01		
UTILITIES		9787793027 5/20-6/19/17 VERIZON SERVICE		3,422.95	18
		9787793028 5/20-6/19/17 VERIZON SERVICE		152.04	18
		9788095667 5/24-6/23/17 VERIZON SERVICE		10.02	18

SILICON VALLEY CLEAN WATER
WARRANT REGISTER
07/14/17

PAGE 9848

NAME	WARRANT NUMBER	INVOICE #/DESCRIPTION	AMOUNT	DETAIL	FUND
VWR INTERNATIONAL, LLC	21023		642.15		
MACHINERY AND EQUIP MAINT MATE		8048950127 LAB SUPPLIES		148.01	18
SUPPLIES		8048950127 LAB SUPPLIES		184.88	18
		8048950127 LAB SUPPLIES		180.21	18
		8048959406 LAB SUPPLIES		20.19	18
		8048970262 LAB SUPPLIES		29.78	18
		8048974000 LAB SUPPLIES		79.08	18
WATSON-MARLOW INC	21024		1,635.31		
MISCELLANEOUS		SI040899 QTY 8 BORE PVC TUBING		1,635.31	18
WELLS FARGO-COMML OPERATIONS	21025		4,736.93		
INTEREST EXPENSES		1710914594 LOC#7829596836 6/1-7/2/17 INTEREST FEE-LINE		2,300.73	20
		1710914594 LOC#7829596836 6/1-7/2/17 INTEREST FEE-LINE		717.17	20
		1710914594 LOC#7829596836 6/1-7/2/17 INTEREST FEE-LINE		1,271.39	20
		1710914594 LOC#7829596836 6/1-7/2/17 INTEREST FEE-LINE		447.64	20
WEST BAY SANITARY DISTRICT	21026		327,163.38		
CONTRACT SERV. (NON-MAINT.)		2017029 7/1/17-6/30/18 FEE USAGE		327,163.38	18
WESTERN ENERGY SYSTEMS	21027		7,566.85		
MACH & EQUIP MAINT SERVICES		3756048 FINANCE CHARGE		4.85	18
TRAINING		3757848 JENBACHER TRAINING		7,562.00	18
WESTERN WEATHER GROUP INC	21028		1,222.00		
MACH & EQUIP MAINT SERVICES		14736 6/15/17 QUARTERLY AUDIT METEOROLOGICAL STATION		1,222.00	18
WESTIN ENGINEERING, INC.	21029		7,475.00		
PROFESSIONAL SERVICES		3166 THRU 4/28/17 PROFESSIONAL SUPPORT		2,125.00	18
		3214 THRU 6/30/17 PROFESSIONAL SERVICES		5,350.00	18

7/1/17-7/14/17

7B-23

SILICON VALLEY CLEAN WATER
W A R R A N T R E G I S T E R
07/14/17

PAGE 9849

NAME	WARRANT NUMBER	INVOICE #/DESCRIPTION	AMOUNT	DETAIL	FUND
WHITLEY, BURCHETT AND ASSOCIAT CONTRUCTION-DESIGN	21030		22,275.00		
		2032213 3/30-5/5/17 T.O.2016-02 CONVEYANCE SYSTEM MGMT		222.74	20
		2032213 3/30-5/5/17 T.O.2016-02 CONVEYANCE SYSTEM MGMT		445.50	20
		2032213 3/30-5/5/17 T.O.2016-02 CONVEYANCE SYSTEM MGMT		1,559.25	20
		2032213 3/30-5/5/17 T.O.2016-02 CONVEYANCE SYSTEM MGMT		891.00	20
		2032213 3/30-5/5/17 T.O.2016-02 CONVEYANCE SYSTEM MGMT		2,673.00	20
		2032213 3/30-5/5/17 T.O.2016-02 CONVEYANCE SYSTEM MGMT		445.50	20
		2032213 3/30-5/5/17 T.O.2016-02 CONVEYANCE SYSTEM MGMT		12,251.25	20
		2032213 3/30-5/5/17 T.O.2016-02 CONVEYANCE SYSTEM MGMT		1,225.13	20
		2032213 3/30-5/5/17 T.O.2016-02 CONVEYANCE SYSTEM MGMT		1,225.13	20
		2032213 3/30-5/5/17 T.O.2016-02 CONVEYANCE SYSTEM MGMT		1,336.50	20
XEROX CORPORATION RENTAL/LEASES	21031		3,444.00		
		89377607 6/17 XEROX LEASE		467.99	18
		89377608 6/17 XEROX LEASE		280.70	18
		89377609 6/17 XEROX LEASE		319.39	18
		89377610 6/17 XEROX LEASE		277.82	18
		89377611 6/17 XEROX LEASE		673.50	18
		89377612 6/17 XEROX LEASE		1,045.03	18
		89377613 6/17 XEROX LEASE		379.57	18
ZUN ZUN CONTRACT SERV. (NON-MAINT.)	21032		500.00		
		4006 5/24/17 PUBLIC RELATIONS - WASTEWATER AWARENESS P		500.00	18
TOTAL			\$1,262,953.27		

SVCW WARRANT REGISTER

SVCW Warrant Register dated July 1, 2017. A scanned copy was e-mailed to Commissioners on July 6, 2017.

07-01-17


SILICON VALLEY CLEAN WATER
WARRANT REGISTER
FUND RECAP

PAGE 9814

NAME	FUND	AMOUNT
RETIREE HEALTH INSUR. FD.	12	21,981.35
TOTAL FOR APPROVAL		\$21,981.35

THIS IS TO CERTIFY THAT THE CLAIMS LISTED ON PAGES NUMBERED FROM 9810 THROUGH 9814 INCLUSIVE, AND/OR CLAIMS NUMBERED FROM 20804 THROUGH 20840 INCLUSIVE, TOTALING IN THE AMOUNT OF \$21,981.35, HAVE BEEN CHECKED IN DETAIL AND APPROVED BY THE PROPER OFFICIALS, AND IN MY OPINION REPRESENT FAIR AND JUST CHARGES AGAINST THE AUTHORITY IN ACCORDANCE WITH THEIR RESPECTIVE AMOUNTS AS INDICATED THEREON.

RESPECTFULLY SUBMITTED,


.....
DEPUTY TREASURER

6/22/17
DATE

 6/30/2017

7/1/17 (Retiree Health)

7B-2



SILICON VALLEY CLEAN WATER
WARRANT REGISTER
07/01/17

PAGE 9810

NAME	WARRANT NUMBER	INVOICE #/DESCRIPTION	AMOUNT	DETAIL	FUND
FLAHERTY, LISA M.	20804		788.74		
RETIREE MEDICAL PAYMENTS		717 07/17 RETIREE HEALTH PREMIUM REFUND		788.74	12
LEACH, PRESTON L.	20805		172.48		
RETIREE MEDICAL PAYMENTS		717 07/17 RETIREE HEALTH PREMIUM REFUND		172.48	12
REEVES, DENNIS D.	20806		472.96		
RETIREE MEDICAL PAYMENTS		717 07/17 RETIREE HEALTH PREMIUM REFUND		472.96	12
REYES, CESAR V.	20807		472.96		
RETIREE MEDICAL PAYMENTS		717 07/17 RETIREE HEALTH PREMIUM REFUND		472.96	12
SCHIECHL, WARREN	20808		196.21		
RETIREE MEDICAL PAYMENTS		717 07/17 RETIREE HEALTH PREMIUM REFUND		196.21	12
WALSH, WALTER	20809		196.21		
RETIREE MEDICAL PAYMENTS		717 07/17 RETIREE HEALTH PREMIUM REFUND		196.21	12
WIDGER, RICHARD	20810		1,338.78		
RETIREE MEDICAL PAYMENTS		717 07/17 RETIREE HEALTH PREMIUM REFUND		1,338.78	12
BAKER, ANDREW	20811		1,223.22		
RETIREE MEDICAL PAYMENTS		717 07/17 RETIREE HEALTH PREMIUM REFUND		1,223.22	12
BEWLEY, JAMES B.	20812		472.96		
RETIREE MEDICAL PAYMENTS		717 07/17 RETIREE HEALTH PREMIUM REFUND		472.96	12
BOVE, LEONARD F.	20813		605.39		
RETIREE MEDICAL PAYMENTS		717 07/17 RETIREE HEALTH PREMIUM REFUND		605.39	12
BUENROSTRO, BENJAMIN	20814		1,338.78		
RETIREE MEDICAL PAYMENTS		717 07/17 RETIREE HEALTH PREMIUM REFUND		1,338.78	12

SILICON VALLEY CLEAN WATER
W A R R A N T R E G I S T E R
07/01/17

PAGE 9811

NAME	WARRANT NUMBER	INVOICE #/DESCRIPTION	AMOUNT	DETAIL	FUND
BUSCH, JOSEPH A.	20815		172.48		
RETIREE MEDICAL PAYMENTS		717 07/17 RETIREE HEALTH PREMIUM REFUND		172.48	12
CHAPMAN, ROBERT G	20816		905.87		
RETIREE MEDICAL PAYMENTS		717 07/17 RETIREE HEALTH PREMIUM REFUND		905.87	12
DIAZ, CLARA L.	20817		261.76		
RETIREE MEDICAL PAYMENTS		717 07/17 RETIREE HEALTH PREMIUM REFUND		261.76	12
DONALDSON, ROBERT M.	20818		605.39		
RETIREE MEDICAL PAYMENTS		717 07/17 RETIREE HEALTH PREMIUM REFUND		605.39	12
FAZIO, MICHAEL	20819		172.48		
RETIREE MEDICAL PAYMENTS		717 07/17 RETIREE HEALTH PREMIUM REFUND		172.48	12
FORD, LARENCE	20820		472.96		
RETIREE MEDICAL PAYMENTS		717 07/17 RETIREE HEALTH PREMIUM REFUND		472.96	12
GERKE, FRED	20821		605.39		
RETIREE MEDICAL PAYMENTS		717 07/17 RETIREE HEALTH PREMIUM REFUND		605.39	12
GROSSO, LORNA	20822		172.48		
RETIREE MEDICAL PAYMENTS		717 07/17 RETIREE HEALTH PREMIUM REFUND		172.48	12
HALL, DAVID A.	20823		1,778.81		
RETIREE MEDICAL PAYMENTS		717 07/17 RETIREE HEALTH PREMIUM REFUND		1,778.81	12
HERNANDEZ, JOHN M.	20824		472.96		
RETIREE MEDICAL PAYMENTS		717 07/17 RETIREE HEALTH PREMIUM REFUND		472.96	12
JONES, REGGIE H.	20825		196.21		
RETIREE MEDICAL PAYMENTS		717 07/17 RETIREE HEALTH PREMIUM REFUND		196.21	12

SILICON VALLEY CLEAN WATER
WARRANT REGISTER
07/01/17

PAGE 9812

NAME	WARRANT NUMBER	INVOICE #/DESCRIPTION	AMOUNT	DETAIL	FUND
KAUFMAN, KENNETH J	20826		172.48		
RETIREE MEDICAL PAYMENTS		717 07/17 RETIREE HEALTH PREMIUM REFUND		172.48	12
KELLY, DIANE L.	20827		579.26		
RETIREE MEDICAL PAYMENTS		717 07/17 RETIREE HEALTH PREMIUM REFUND		579.26	12
KERTZ, FELIX J.	20828		172.48		
RETIREE MEDICAL PAYMENTS		717 07/17 RETIREE HEALTH PREMIUM REFUND		172.48	12
KLOKKE, KARL W.	20829		579.26		
RETIREE MEDICAL PAYMENTS		717 07/17 RETIREE HEALTH PREMIUM REFUND		579.26	12
MA, PO KUI	20830		472.96		
RETIREE MEDICAL PAYMENTS		717 07/17 RETIREE HEALTH PREMIUM REFUND		472.96	12
MURRAY, GENE RODGER	20831		901.24		
RETIREE MEDICAL PAYMENTS		717 07/17 RETIREE HEALTH PREMIUM REFUND		901.24	12
PINEDO, JESSE	20832		472.96		
RETIREE MEDICAL PAYMENTS		717 07/17 RETIREE HEALTH PREMIUM REFUND		472.96	12
POSCH, MICHAEL A.	20833		472.96		
RETIREE MEDICAL PAYMENTS		717 07/17 RETIREE HEALTH PREMIUM REFUND		472.96	12
SMITH, JULIE	20834		1,338.78		
RETIREE MEDICAL PAYMENTS		717 07/17 RETIREE HEALTH PREMIUM REFUND		1,338.78	12
SMITH, RAYMOND C.	20835		520.42		
RETIREE MEDICAL PAYMENTS		717 07/17 RETIREE HEALTH PREMIUM REFUND		520.42	12
STORMS, VERNON GARY	20836		772.02		
RETIREE MEDICAL PAYMENTS		717 07/17 RETIREE HEALTH PREMIUM REFUND		772.02	12

SILICON VALLEY CLEAN WATER
W A R R A N T R E G I S T E R
07/01/17

PAGE 9813

NAME	WARRANT NUMBER	INVOICE #/DESCRIPTION	AMOUNT	DETAIL	FUND
SUTER, KATHERINE J.	20837		472.96		
RETIREE MEDICAL PAYMENTS		717 07/17 RETIREE HEALTH PREMIUM REFUND		472.96	12
TAYLOR, TERRY M.	20838		905.87		
RETIREE MEDICAL PAYMENTS		717 07/17 RETIREE HEALTH PREMIUM REFUND		905.87	12
VON SEEBACH, NANCY	20839		579.26		
RETIREE MEDICAL PAYMENTS		717 07/17 RETIREE HEALTH PREMIUM REFUND		579.26	12
WOODSTOCK, CRAIG M.	20840		472.96		
RETIREE MEDICAL PAYMENTS		717 07/17 RETIREE HEALTH PREMIUM REFUND		472.96	12

TOTAL

\$21,981.35

SVCW WARRANT REGISTER

SVCW Warrant Register for the period covering July 15, 2017 to July 28, 2017. A scanned copy was e-mailed to Commissioners on August 1, 2017.

07-28-17


SILICON VALLEY CLEAN WATER
WARRANT REGISTER
FUND RECAP

PAGE 9879

NAME	FUND	AMOUNT
PAYROLL REVOLVING	11	171,859.00
CAPITAL IMPROVEMENT FUND	14	84,291.29
OPERATION	18	370,319.79
PLANT - CIP BOND	20	1,591,784.20
TOTAL FOR APPROVAL		\$2,218,254.28

THIS IS TO CERTIFY THAT THE CLAIMS LISTED ON PAGES NUMBERED FROM 9856 THROUGH 9879 INCLUSIVE, AND/OR CLAIMS NUMBERED FROM 21070 THROUGH 21179 INCLUSIVE, TOTALING IN THE AMOUNT OF \$2,218,254.28, HAVE BEEN CHECKED IN DETAIL AND APPROVED BY THE PROPER OFFICIALS, AND IN MY OPINION REPRESENT FAIR AND JUST CHARGES AGAINST THE AUTHORITY IN ACCORDANCE WITH THEIR RESPECTIVE AMOUNTS AS INDICATED THEREON.

RESPECTFULLY SUBMITTED.


.....
DEPUTY TREASURER7/28/17
DATE
7/21/20177/14/17-7/28/17
As of 7/28/17

7B-2

SILICON VALLEY CLEAN WATER
WARRANT REGISTER
07/28/17

PAGE 9856

NAME	WARRANT NUMBER	INVOICE #/DESCRIPTION	AMOUNT	DETAIL	FUND
ACE AMERICAN INSURANCE COMPANY	21070		258.12		
CONST.-ADMIN. & LEGAL		1111131 THRU 7/1/17 REIMB FOR W/C		258.12	20
AIRGAS USA, LLC	21071		3,599.15		
SUPPLIES		9063368278 4/17 O&M MAINT WELDING GASES		1,897.51	18
		9063368278 4/17 O&M MAINT WELDING GASES		48.94	18
		9063368278 4/17 O&M MAINT WELDING GASES		25.34	18
		9944845871 4/17 CYLINDER RENTAL GASES		7.69	18
		9944845871 4/17 CYLINDER RENTAL GASES		1,231.20	18
		9944845871 4/17 CYLINDER RENTAL GASES		42.00	18
		9944845871 4/17 CYLINDER RENTAL GASES		54.00	18
		9946280968 6/17 CYLINDER RENTAL GASES		42.00	18
		9946280968 6/17 CYLINDER RENTAL GASES		7.47	18
		9946280968 6/17 CYLINDER RENTAL GASES		243.00	18
ALHAMBRA & SIERRA SPRINGS	21072		265.90		
SUPPLIES		5056091070117 BOTTLED WATER SERVICE		265.90	18
ANALYSTS, INC.	21073		67.10		
MACH & EQUIP MAINT SERVICES		M1759347 LAB ANALYSIS		67.10	18
ATMOSPHERIC ANALYSIS & CONSULT	21074		445.00		
CONTRACT SERV. (NON-MAINT.)		A17052 ANALYSIS & REPORTING-SILOXANES & SULFUR COMPOUN		445.00	18
BABBITT BEARING COMPANY INC	21075		1,889.00		
MACH & EQUIP MAINT SERVICES		145776 QTY 1 PUMP SHAFT 35" LONG, QTY 1 SLEEVE 6-1/8"		522.00	18
		145777 QTY 1 STUFFING BOX 25" FLANGE		1,367.00	18
BARKERBLUE	21076		1,093.80		
CONST.-ADMIN. & LEGAL		595906 7/13/17 CIP#6013 SITE STABILIZATION DIGIPRINT		1,093.80	20

7/14/17-7/28/17

7B-3

SILICON VALLEY CLEAN WATER
WARRANT REGISTER
07/28/17

PAGE 9857

NAME	WARRANT NUMBER	INVOICE #/DESCRIPTION	AMOUNT	DETAIL	FUND
BAY ALARM COMPANY	21077		15.64		
CONTRACT SERV. (NON-MAINT.)		14192593 7/1-10/1/17 BURGLAR MONITORING LATE FEE		3.99	18
		14192594 7/1-10/1/17 FIRE MONITORING LATE FEE		11.65	18
BAY AREA NEWS GROUP - EAST BAY	21078		772.81		
CONST.-ADMIN. & LEGAL		1062602 6/5, 6/6, 6/29/17 LEGAL ADS-VENTURA HEARING CA		772.81	20
BAY CITY ELECTRIC WORKS	21079		3,723.73		
MACH & EQUIP MAINT SERVICES		W173426 KOHLER GENERATOR SERVICE - MAINTENANCE EMERGEN		348.21	18
		W173428 KOHLER GENERATOR SVCS-MAINTENANCE EMERGENCY		348.21	18
		W173429 KOHLER GENERATOR EMERGENCY REPAIR		348.21	18
		W173430 SCPS BOOSTER PUMP REPAIR		297.49	18
		W173432 SCPS BOOSTER PUMP REPAIR		297.49	18
		W173433 SCPS GENERATOR REPAIR		347.35	18
		W173434 STANDBY POWER GEN 4 REPAIR		347.35	18
		W173676 STANDBY GEN 5 REPAIR		347.35	18
		W174675 ACPS GENERATOR REPAIR		347.25	18
		W174679 BLPS POWER EMERGENCY REPAIR		347.47	18
		W174683 MPSP POWER EMERGENCY REPAIR		347.35	18
BEECHER ENGINEERING	21080		1,440.00		
CONSTRUCTION-DESIGN		61749 6/11-6/12/17 T.O.2012-01 PLANT ELECT SYS UPGRADE		1,440.00	20
BIOFORCETECH CORPORATION	21081		3,243.81		
CONTRACT SERV. (NON-MAINT.)		1002 4/17-5/17 BIOSOLIDS HAULING & DISPOSAL SERVICES		3,243.81	18
BROWN & CALDWELL	21082		72,749.31		
CONSTRUCTION-DESIGN		11288715 THRU 2/23/17 T.O.2016-09 MPSP PROJECT PLANNING		21,683.25	20
		11295021 4/28-5/25/17 T.O.2016-11 FOP PROJ/PAHSE1 OWNE		17,022.02	20
		11295021 4/28-5/25/17 T.O.2016-11 FOP PROJ/PAHSE1 OWNE		17,022.02	20
		11295021 4/28-5/25/17 T.O.2016-11 FOP PROJ/PAHSE1 OWNE		17,022.02	20

7/14/17-7/28/17

7B-4

SILICON VALLEY CLEAN WATER
WARRANT REGISTER
07/28/17

PAGE 9858

NAME	WARRANT NUMBER	INVOICE #/DESCRIPTION	AMOUNT	DETAIL	FUND
BRUBAKER, JEFFREY H. CONF. & TRAV.	21083	7282017 REIM-4/25-4/28/17 TRAVEL EXPENSES - CWEA CONFE	369.72	369.72	18
BUCKLES SMITH ELECTRIC COMPANY MACHINERY AND EQUIP MAINT MATE	21084	1493789CREDIT CREDIT MEMO BUCKLES SMITH INV 149090500	4,776.50	-2,277.02	18
		304267900 VARIOUS ELECTRICAL PARTS		4,439.61	18
MISCELLANEOUS		304414800 VARIOUS ELECTRICAL PARTS		694.12	18
		304414800 VARIOUS ELECTRICAL PARTS		951.35	18
		304414800 VARIOUS ELECTRICAL PARTS		923.16	18
		304414800 VARIOUS ELECTRICAL PARTS		45.28	18
C H BULL COMPANY SMALL TOOLS	21085	1196536 QTY 1 LOUISVILLE FG TYPE IA 300LB	597.04	597.04	18
C.W.E.A. MEMB. & MEET.	21086	6062017ID2206I CWEA ASSN MEMBERSHIP-PETER FONG	352.00	172.00	18
		7/10/2017ID59119I CWEA ASSN MEMBERSHIP-DAN MILLS		180.00	18
C.W.E.A. - TCP TRAINING	21087	6062017ID45144I CWEA-CERTIFICATE LABORATORY ANALYST GR	83.00	83.00	18
CA ST-DEPT OF TOXIC SUBSTANCES ADMINISTRATIVE EXPENSES	21088	VQ201743296 TOTAL EPA ID# VERIFICATION & HAZARDOUS WAS	175.00	175.00	18
CALIFORNIA SANITATION RISK MAN MISCELLANEOUS	21089	6090 7/1/17-6/30/18 WC POOLED DEPOSIT, RETRO ADJUSTMEN	185,655.88	171,859.00	11
MISCELLANEOUS		6146 7/1/17-6/30/18 PROPERTY INSURANCE PREMIUM, JPA CH		13,796.88	18
CASCADE INTEGRATION & DEVELOPM CONSTRUCTION-DESIGN	21090	1311 5/17 T.O.2015-03 DUAL MEIDA FILTER 6A & B	11,530.00	11,530.00	20

7/14/17-7/28/17

7B-5

SILICON VALLEY CLEAN WATER
WARRANT REGISTER
07/28/17

PAGE 9859

NAME	WARRANT NUMBER	INVOICE #/DESCRIPTION	AMOUNT	DETAIL	FUND
CINTAS CORPORATION NO. 3 SUPPLIES	21091		2,583.00		
		46476/8034 7/4/17 LAUNDRY SERVICE		929.99	18
		464770870 7/11/17 LAUNDRY SERVICE		826.80	18
		464773705 7/18/17 LAUNDRY SERVICE		826.21	18
CONSOLIDATED PARTS INC. MISCELLANEOUS	21092		259.11		
		5040224 QTY 1 OPTMT-KIT-9000X KEPAD MTG KT		259.11	18
CRYSTAL JANITORIAL SERVICE, IN CONTRACT SERV. (NON-MAINT.)	21093		4,011.00		
		29681 7/2017 JANITORIAL SERVICES		4,011.00	18
D.C. FROST ASSOCIATES INC. MISCELLANEOUS	21094		4,385.48		
		11350 QTY 2 LINER FEED SECT RUB		2,305.10	18
		11379 QTY 25 SPREADER, POLYE, QTY 6 LINER BOTTOM CONE		435.00	18
		11379 QTY 25 SPREADER, POLYE, QTY 6 LINER BOTTOM CONE		1,645.38	18
D.W. NICHOLSON CORPORATION CONSTRUCTION-CONTRACTOR	21095		1,731.00		
		8181 THRU 6/30/17 INSTRUMENT SIGNAL WIRE FEEDS - DIGES		1,231.00	20
		36152 THRU 2/24/17 BIOFORCE SLIDE GATE INSTALLATION		500.00	20
DELIA AND ASSOCIATES PROFESSIONAL SERVICES	21096		2,568.75		
		SVCW071517 6/17-6/27/17 CONSULTING SVCS		2,568.75	18
DKF SOLUTIONS GROUP, LLC CONTRACT SERV. (NON-MAINT.)	21097		450.00		
		13185 7/2017 MY SAFETY OFFICER-MONTHLY SUBSCRIPTION FE		450.00	18
DMJ GAS MARKETING CONSULTANTS, UTILITIES	21098		2,826.72		
		20170106 06/17 COGEN GAS		2,826.72	18

7/14/17-7/28/17

7B-6

SILICON VALLEY CLEAN WATER
WARRANT REGISTER
07/28/17

PAGE 9860

NAME	WARRANT NUMBER	INVOICE #/DESCRIPTION	AMOUNT	DETAIL	FUND
EDGLEY, KIP D.	21099		22,098.48		
CONSTRUCTION-DESIGN		710SV1706 6/5-7/3/17 SERVICES INSIDE CA		16,834.50	20
		710SV1706B 6/5-7/3/17 SERVICES OUTSIDE CA		1,350.00	20
		710SV1706C REIM-6/5-7/3/17 TRAVEL EXPENSES		5,092.40	20
MISCELLANEOUS		710SV1706D 7% NONRESIDENT WITHHOLDING		-1,178.42	20
ERS INDUSTRIAL SERVICES, INC.	21100		233,134.72		
CONSTRUCTION-CONTRACTOR		16POM10604 6/1-6/30/17 PRG PMT#16 PRIM SEDIMENTATION T		233,134.72	20
EVOQUA WATER TECHNOLOGIES LLC	21101		19,238.31		
CHEMICAL SUPPLIES		903148470 6/16/17 4303 GAL CALCIUM NITRATE SB		9,826.98	18
		903159983 6/28/17 4121 GAL CALCIUM NITRATE SB		9,411.33	18
EXCELL FEEDERS INC	21102		274.53		
MISCELLANEOUS		11240TAX SALES TAX LIABILITY		-21.70	18
MACHINERY AND EQUIP MAINT MATE		11240 QTY 2 STRAINER POLYMER PP 1.25"		296.23	18
FASTENAL COMPANY	21103		1,818.14		
SUPPLIES		CASAA53251 VENDOR MANAGED RESTOCK		1,096.36	18
		CASAA53251CREDI CREDIT MEMO PO#30149*27 AND PO#30149*2		-21.20	18
		CASAA53418 VENDOR MANAGED RESTOCK		742.98	18

7/14/17-7/28/17

7B-7

SILICON VALLEY CLEAN WATER
WARRANT REGISTER
07/28/17

PAGE 9861

NAME	WARRANT NUMBER	INVOICE #/DESCRIPTION	AMOUNT	DETAIL	FUND
FENTON, CHARLES	21104		100,464.60		
CONST.-ADMIN. & LEGAL		72 3/13-4/7/17 SERVICES INSIDE CA		1,860.94	20
CONSTRUCTION-DESIGN		73 3/13-4/7/17 SERVICES INSIDE CA		3,265.77	20
		73 3/13-4/7/17 SERVICES INSIDE CA		3,265.77	20
		73 3/13-4/7/17 SERVICES INSIDE CA		3,265.76	20
		73 3/13-4/7/17 SERVICES INSIDE CA		3,265.76	20
		74 4/10-5/5/17 SERVICES INSIDE CA		6,091.88	20
		74 4/10-5/5/17 SERVICES INSIDE CA		6,091.88	20
		74 4/10-5/5/17 SERVICES INSIDE CA		6,091.87	20
		74 4/10-5/5/17 SERVICES INSIDE CA		6,091.87	20
		75 5/8-6/2/17 SERVICES INSIDE CA		6,302.81	20
		75 5/8-6/2/17 SERVICES INSIDE CA		6,302.82	20
		75 5/8-6/2/17 SERVICES INSIDE CA		6,302.81	20
		75 5/8-6/2/17 SERVICES INSIDE CA		6,302.81	20
		76 6/5-6/30/17 SERVICES INSIDE CA		6,302.81	20
		76 6/5-6/30/17 SERVICES INSIDE CA		6,302.82	20
		76 6/5-6/30/17 SERVICES INSIDE CA		6,302.81	20
		76 6/5-6/30/17 SERVICES INSIDE CA		6,302.81	20
MISCELLANEOUS		72B 7% NONRESIDENT WITHHOLDING		-130.27	20
CONSTRUCTION-DESIGN		73B 3/13-4/7/17 SERVICES OUTSIDE CA		1,746.88	20
		73B 3/13-4/7/17 SERVICES OUTSIDE CA		1,746.88	20
		73B 3/13-4/7/17 SERVICES OUTSIDE CA		1,746.87	20
		73B 3/13-4/7/17 SERVICES OUTSIDE CA		1,746.87	20
		73C REIM-3/13-4/7/17 TRAVEL EXPENSE		784.29	20
		73C REIM-3/13-4/7/17 TRAVEL EXPENSE		784.29	20
		73C REIM-3/13-4/7/17 TRAVEL EXPENSE		784.29	20
		73C REIM-3/13-4/7/17 TRAVEL EXPENSE		784.28	20
MISCELLANEOUS		73D 7% NONRESIDENT WITHHOLDING		-914.41	20
CONSTRUCTION-DESIGN		74B 4/10-5/5/17 SERVICES OUTSIDE CA		556.88	20
		74B 4/10-5/5/17 SERVICES OUTSIDE CA		556.88	20
		74B 4/10-5/5/17 SERVICES OUTSIDE CA		556.87	20

SILICON VALLEY CLEAN WATER
WARRANT REGISTER
07/28/17

PAGE 9862

NAME	WARRANT NUMBER	INVOICE #/DESCRIPTION	AMOUNT	DETAIL	FUND
FENTON, CHARLES	21105		16,225.60		
CONTRUCTION-DESIGN		74B 4/10-5/5/17 SERVICES OUTSIDE CA		556.87	20
		74C REIM-4/10-5/5/17 TRAVEL EXPENSE		1,309.87	20
		74C REIM-4/10-5/5/17 TRAVEL EXPENSE		1,309.88	20
		74C REIM-4/10-5/5/17 TRAVEL EXPENSE		1,309.87	20
		74C REIM-4/10-5/5/17 TRAVEL EXPENSE		1,309.87	20
MISCELLANEOUS		74D 7% NONRESIDENT WITHHOLDING		-1,705.73	20
CONTRUCTION-DESIGN		75B 5/8-6/2/17 SERVICES OUTSIDE CA		430.31	20
		75B 5/8-6/2/17 SERVICES OUTSIDE CA		430.32	20
		75B 5/8-6/2/17 SERVICES OUTSIDE CA		430.31	20
		75B 5/8-6/2/17 SERVICES OUTSIDE CA		430.31	20
		75C REIM-5/8-6/2/17 TRAVEL EXPENSE		1,495.63	20
		75C REIM-5/8-6/2/17 TRAVEL EXPENSE		1,495.63	20
		75C REIM-5/8-6/2/17 TRAVEL EXPENSE		1,495.62	20
		75C REIM-5/8-6/2/17 TRAVEL EXPENSE		1,495.62	20
MISCELLANEOUS		75D 7% NONRESIDENT WITHHOLDING		-1,764.79	20
CONTRUCTION-DESIGN		76B 6/5-6/30/17 SERVICES OUTSIDE CA		430.31	20
		76B 6/5-6/30/17 SERVICES OUTSIDE CA		430.32	20
		76B 6/5-6/30/17 SERVICES OUTSIDE CA		430.31	20
		76B 6/5-6/30/17 SERVICES OUTSIDE CA		430.31	20
		76C REIM-6/5-6/30/17 TRAVEL EXPENSE		1,559.89	20
		76C REIM-6/5-6/30/17 TRAVEL EXPENSE		1,559.89	20
		76C REIM-6/5-6/30/17 TRAVEL EXPENSE		1,559.88	20
		76C REIM-6/5-6/30/17 TRAVEL EXPENSE		1,559.89	20
MISCELLANEOUS		76D 7% NONRESIDENT WITHHOLDING		-1,764.79	20
FIELDMAN, ROLAPP & ASSOCIATES	21106		16,065.29		
CONST.-ADMIN. & LEGAL		23262 5/30-6/22/17 PROFESSIONAL SERVICES-WIFIA LETTER		14,543.75	20
		23262A REIMB 5/30-6/22/17 PROFESSIONAL SERVICES-WIFIA		1,521.54	20

SILICON VALLEY CLEAN WATER
WARRANT REGISTER
07/28/17

PAGE 9863

NAME	WARRANT NUMBER	INVOICE #/DESCRIPTION	AMOUNT	DETAIL	FUND
FINTA ENTERPRISES, INC	21107		2,252.37		
CONTRACT SERV. (NON-MAINT.)		53627 6/14/17 GRIT HAULING		1,127.50	18
		53627 6/14/17 GRIT HAULING		38.06	18
		53628 6/14/17 GRIT HAULING		1,048.75	18
		53628 6/14/17 GRIT HAULING		38.06	18
FITZGERALD LAW OFFICES	21108		17,529.30		
CONST.-ADMIN. & LEGAL		6232017 6/17 PROFESSIONAL SERVICES-LEGAL LT STRATEGIC		1,215.00	20
		6292017 6/17 PROFESSIONAL SERVICES-LEGAL SVC PROJ 6006		4,830.00	20
PROFESSIONAL SERVICES		6302017 6/17 PROFESSIONAL SERVICES -GENERAL LEGAL SERV		11,245.50	18
CONST.-ADMIN. & LEGAL		6292017A REIM-6/17 PROFESSIONAL SERVICES-LEGAL PROJ 60		138.60	20
PROFESSIONAL SERVICES		6302017A REIM-6/17 PROFESSIONAL SERVICES-GENERAL LEGAL		100.20	18
FOURNIER INDUSTRIES, INC.	21109		6,725.21		
MISCELLANEOUS		L132525 FOURNIER ROTARY PRESS PARTS		2,362.05	18
		L132525 FOURNIER ROTARY PRESS PARTS		1,003.11	18
		L132525 FOURNIER ROTARY PRESS PARTS		2,773.13	18
		L132525 FOURNIER ROTARY PRESS PARTS		586.92	18
FRANK A. OLSEN CO.	21110		5,442.07		
MACHINERY AND EQUIP MAINT MATE		238185 QTY 1 DEZURIK ROTORIK OPERATOR VALVE		5,442.07	18
FREYER & LAURETA, INC	21111		24,483.41		
PROFESSIONAL SERVICES		17386 5/17 T.O.2017-03 AERIAL PHOTO SURVEY AND EXHIBIT		4,369.51	18
CONTRUCTION-DESIGN		17387 5/17 T.O.2016-05 GEOTECHNICAL SAMPLING&TESTING E		5,028.48	20
		17387 5/17 T.O.2016-05 GEOTECHNICAL SAMPLING&TESTING E		5,028.48	20
		17387 5/17 T.O.2016-05 GEOTECHNICAL SAMPLING&TESTING E		5,028.47	20
		17387 5/17 T.O.2016-05 GEOTECHNICAL SAMPLING&TESTING E		5,028.47	20

SILICON VALLEY CLEAN WATER
WARRANT REGISTER
07/28/17

PAGE 9864

NAME	WARRANT NUMBER	INVOICE #/DESCRIPTION	AMOUNT	DETAIL	FUND
GRAINGER	21112		4,533.64		
MACHINERY AND EQUIP MAINT MATE		9492624839 RESTOCK ITEMS		2,503.00	18
MISCELLANEOUS		9492624839 RESTOCK ITEMS		51.87	18
		9492624839 RESTOCK ITEMS		45.45	18
SMALL TOOLS		9493369152 RESTOCK ITEMS		186.18	18
MACHINERY AND EQUIP MAINT MATE		9497829318 RESTOCK ITEMS		52.71	18
		9497829318 RESTOCK ITEMS		29.21	18
		9497829318 RESTOCK ITEMS		23.60	18
		9497829318 RESTOCK ITEMS		60.86	18
MISCELLANEOUS		9497829318 RESTOCK ITEMS		75.58	18
SMALL TOOLS		9498228650 RESTOCK ITEMS		1,414.30	18
MISCELLANEOUS		9501895883 RESTOCK ITEMS		90.88	18
HACH COMPANY	21113		1,545.39		
SUPPLIES		10529862 QTY 4 EACH SPEC COLOR STD, DPD CHLORINE-LR AN		735.15	18
		10529862 QTY 4 EACH SPEC COLOR STD, DPD CHLORINE-LR AN		743.85	18
		10529862 QTY 4 EACH SPEC COLOR STD, DPD CHLORINE-LR AN		66.39	18
HANSEN, ERIC	21114		270.00		
CONF. & TRAV.		7282017 REIM-5/17-6/17 CELL PHONE EXPENSE		90.00	18
		7282017B REIM-1/17-4/17 CELL PHONE EXPENSE		180.00	18
HANSON BRIDGETT LLP	21115		51,879.50		
CONST.-ADMIN. & LEGAL		1192533B 5/17 LEGAL SVCS-PUBLIC WORKS CONTRACTING&INFR		12,969.88	20
		1192533B 5/17 LEGAL SVCS-PUBLIC WORKS CONTRACTING&INFR		12,969.88	20
		1192533B 5/17 LEGAL SVCS-PUBLIC WORKS CONTRACTING&INFR		12,969.87	20
		1192533B 5/17 LEGAL SVCS-PUBLIC WORKS CONTRACTING&INFR		12,969.87	20
HERRERA, TERESA	21116		86.95		
CONF. & TRAV.		7282017 REIM-3/28/17 MEAL EXPENSE - DBIA CONFERENCE		16.95	18
SUPPLIES		7282017B REIM-6/19/17 TIRE REPAIR - SVCW VEHICLE JEEP		15.00	18
MEMB. & MEET.		7282017C REIM-7/11/17 DINNER MEETING - ASCE/SFGI		55.00	18

7/14/17-7/28/17

7B-11

SILICON VALLEY CLEAN WATER
WARRANT REGISTER
07/28/17

PAGE 9865

NAME	WARRANT NUMBER	INVOICE #/DESCRIPTION	AMOUNT	DETAIL	FUND
HILLYARD INC	21117		1,220.82		
MISCELLANEOUS		602597702 JANITOR SUPPLIES		277.61	18
		602602466 JANITOR SUPPLIES		93.49	18
		602602466 JANITOR SUPPLIES		72.43	18
		602602466 JANITOR SUPPLIES		158.23	18
		602602466 JANITOR SUPPLIES		305.31	18
		602602466 JANITOR SUPPLIES		155.08	18
SUPPLIES		602602466 JANITOR SUPPLIES		25.46	18
MISCELLANEOUS		602608381 JANITOR SUPPLIES		128.72	18
SUPPLIES		602608381 JANITOR SUPPLIES		4.49	18
HOPKINS TECHNICAL PRODUCTS, IN	21118		7,174.55		
MISCELLANEOUS		3617300767 QTY 50 DIAPHRAGM CAP		7,174.55	18
IEDA, INC.	21119		8,736.00		
PROFESSIONAL SERVICES		21708 7/1/17-6/30/18 LABOR RELATIONS CONSULTING FEE		8,736.00	18
JENTECH SERVICES	21120		8,016.10		
MACH & EQUIP MAINT SERVICES		2234 7/7-7/20/17 INSTRUMENT CALIBRATION		4,560.00	18
		2234 7/7-7/20/17 INSTRUMENT CALIBRATION		1,140.00	18
		2234 7/7-7/20/17 INSTRUMENT CALIBRATION		2,316.10	18

SILICON VALLEY CLEAN WATER
WARRANT REGISTER
07/28/17

PAGE 9866

NAME	WARRANT NUMBER	INVOICE #/DESCRIPTION	AMOUNT	DETAIL	FUND
JHS CONSULTING, LLC	21121		2,405.00		
CONTRUCTION-DESIGN		2017022 6/17 T.O.2017-02 SRF AND PERMITTING SUPPORT SV		132.27	20
		2017022 6/17 T.O.2017-02 SRF AND PERMITTING SUPPORT SV		1,322.75	20
		2017022 6/17 T.O.2017-02 SRF AND PERMITTING SUPPORT SV		288.60	20
		2017022 6/17 T.O.2017-02 SRF AND PERMITTING SUPPORT SV		96.20	20
		2017022 6/17 T.O.2017-02 SRF AND PERMITTING SUPPORT SV		132.28	20
		2017022 6/17 T.O.2017-02 SRF AND PERMITTING SUPPORT SV		48.10	20
		2017022 6/17 T.O.2017-02 SRF AND PERMITTING SUPPORT SV		48.10	20
		2017022 6/17 T.O.2017-02 SRF AND PERMITTING SUPPORT SV		144.30	20
		2017022 6/17 T.O.2017-02 SRF AND PERMITTING SUPPORT SV		168.35	20
		2017022 6/17 T.O.2017-02 SRF AND PERMITTING SUPPORT SV		24.05	20
KEMP, JAMES R.	21122		439.07		
CONF. & TRAV.		7282017 REIM-4/25-4/28/17 TRAVEL EXPENSE - CWEA CONFER		439.07	18

SILICON VALLEY CLEAN WATER
WARRANT REGISTER
07/28/17

PAGE 9867

NAME	WARRANT NUMBER	INVOICE #/DESCRIPTION	AMOUNT	DETAIL	FUND
KENNEDY/JENKS CONSULTANTS, INC	21123		335,980.14		
CONTRUCTION-DESIGN		4B 4/29-5/26/17 T.O.2016-11 GRAV PIPELINE-PRG DSG BLD		35,936.00	20
		112791 4/1-4/28/17 T.O.2016-11 GRAV PIPELINE-PRG DSG B		21,518.50	20
		112792 1/28-2/24/17 T.O.2016-07 GRAV PIPELINE SRF PROJ		41,137.50	20
		112794 3/18-3/26/17 T.O.2015-04 TUNNEL SUPPORT SVCS-GR		8,688.74	20
		112817 THRU 3/31/17 T.O.2016-07 GRAV PIPELINE SRF PROJ		13,270.50	20
		112818 4/1-4/28/17 T.O.2016-07 GRAV PIPELINE SRF PROJ		3,736.50	20
		113501 THRU 6/30/17 T.O.2015-05 DUAL MEDIA FILTERS 6A&		10,414.00	20
		113504 5/27-6/30/17 T.O.2016-02 RWCPS 48" FORCE MAIN E		2,948.25	20
		113810 THRU 6/30/17 T.O.2016-11 GRAV PIPELINE-PRG DSG		29,438.00	20
		113811 THRU 6/30/17 T.O.2015-02 63" FORCE MAIN RELIAB		4,567.61	20
		113816 THRU 6/30/17 T.O.2016-07 GRAV PIPELINE SRF PROJ		1,232.00	20
		113817 THRU 6/30/17 T.O.2015-04 TUNNEL SUPPORT SVCS-GR		5,531.18	20
PROFESSIONAL SERVICES		113824 THRU 6/30/17 T.O.2016-06 ENGINEERING SVCS FY 16		12,485.00	18
CONTRUCTION-DESIGN		113825 THRU 6/30/17 T.O.2017-02 ROTARY DRUM THICKENER		106,961.62	20
		113837 THRU 6/30/17 T.O.2017-03 WWTP PHASE2,ALT OWNER		1,372.13	20
		113837 THRU 6/30/17 T.O.2017-03 WWTP PHASE2,ALT OWNER		2,325.00	20
		113837 THRU 6/30/17 T.O.2017-03 WWTP PHASE2,ALT OWNER		18,333.19	20
		113837 THRU 6/30/17 T.O.2017-03 WWTP PHASE2,ALT OWNER		12,692.21	20
		113837 THRU 6/30/17 T.O.2017-03 WWTP PHASE2,ALT OWNER		1,829.51	20
		113837 THRU 6/30/17 T.O.2017-03 WWTP PHASE2,ALT OWNER		1,562.70	20
KUMAR, RAJNESH	21124		676.78		
TRAINING		7282017 REIM-7/9-7/13/17 TRAVEL EXPENSES - GE JENBACHE		676.78	18
LEE, DAVID	21125		180.00		
UTILITIES		7282017 REIM-3/17-6/17 CELL PHONE EXPENSE		180.00	18

7/14/17-7/28/17

7B-14

SILICON VALLEY CLEAN WATER
WARRANT REGISTER
07/28/17

PAGE 9868

NAME	WARRANT NUMBER	INVOICE #/DESCRIPTION	AMOUNT	DETAIL	FUND
LIEBERT CASSIDY WHITMORE	21126		13,730.50		
MEMB. & MEET.		1442473 7/1/17-6/30/18 SMC ERC MEMBERSHIP FEE & LIBRAR		5,200.00	18
SUPPLIES		1442473 7/1/17-6/30/18 SMC ERC MEMBERSHIP FEE & LIBRAR		895.50	18
PROFESSIONAL SERVICES		1443744 THRU 6/30/17 PROFESSIONAL SERVICES-GENERAL		225.00	18
		1443745 THRU 6/30/17 PROFESSIONAL SVCS-CALPERS AUDIT		175.00	18
		1443746 THRU 6/30/17 PROFESSIONAL SVCS-HALL MGMT PAY P		6,515.00	18
		1443747 THRU 6/30/17 PROFESSIONAL SVCS-APPEAL OF CALPE		720.00	18
MADCO WELDING SUPPLY CO	21127		53.75		
RENTAL/LEASES		194 5/17/17 CYLINDER RENTAL		53.75	18
MARINA MECHANICAL	21128		11,404.38		
MACH & EQUIP MAINT SERVICES		88113 6/14/17 CHILLER REPAIR		11,404.38	18
MID-PENINSULA WATER DISTRICT	21129		715.74		
UTILITIES		531201762000 4/1-5/31/17 BLPS WATER SERVICE		325.28	18
		531201762000 4/1-5/31/17 BLPS WATER SERVICE		212.57	18
		630201762000 6/1-6/30/17 BLPS WATER SERVICE		177.89	18
MISCO WATER	21130		178,548.40		
CONSTRUCTION-CONTRACTOR		11912PABR INVENT MIXERS/AERATORS-10% DUE AFTER RECEIPT		178,548.40	20
MOTION INDUSTRIES INC.	21131		5,681.55		
MISCELLANEOUS		CA24010637 QTY 36 LUBE PENETRANT CLEANER, QTY 1 POPULA		342.76	18
		CA24010637 QTY 36 LUBE PENETRANT CLEANER, QTY 1 POPULA		99.44	18
		CA24011646 VARIOUS SIZES HOSE ENDS/STEEL CLAMPS		312.60	18
		CA24011732 VARIOUS SIZES HOSE ENDS/STEEL CLAMPS		34.45	18
		CA24011732 VARIOUS SIZES HOSE ENDS/STEEL CLAMPS		611.36	18
		CA24012035 VARIOUS SIZES HOSE ENDS/STEEL CLAMPS		2,048.28	18
MACHINERY AND EQUIP MAINT MATE		CA24012035 VARIOUS SIZES HOSE ENDS/STEEL CLAMPS		2,232.66	18

7/14/17-7/28/17

7B-15

SILICON VALLEY CLEAN WATER
WARRANT REGISTER
07/28/17

PAGE 9869

NAME	WARRANT NUMBER	INVOICE #/DESCRIPTION	AMOUNT	DETAIL	FUND
MSDSOONLINE, INC.	21132		2,099.00		
MEMB. & MEET.		162564 8/16/17-8/15/18 RENEWAL MSDSONLINE HQ ACCOUNT &		2,099.00	18
NEWARK ELEMENT14	21133		424.18		
MACHINERY AND EQUIP MAINT MATE		29202078 QTY 2 THERMOSTAT ROTARY PRESS		340.26	18
		29202078 QTY 2 THERMOSTAT ROTARY PRESS		83.92	18
OFFICE DEPOT	21134		387.87		
SUPPLIES		939902751001 OFFICE SUPPLIES		178.07	18
OFFICE SUPPLIES		939902751001 OFFICE SUPPLIES		104.85	18
SUPPLIES		939913731001 OFFICE SUPPLIES		92.33	18
OFFICE SUPPLIES		940891666001 OFFICE SUPPLIES		12.62	18
OTIS ELEVATOR COMPANY	21135		4,019.62		
MACH & EQUIP MAINT SERVICES		SJ37027002 TROUBLESHOOTING ELEVATOR #3		4,019.62	18
PACE SUPPLY CORP	21136		340.54		
MISCELLANEOUS		93965696 PLUMBING SUPPLIES		75.36	18
		93965696 PLUMBING SUPPLIES		265.18	18
PACIFIC ECORISK, INC	21137		3,425.00		
CONTRACT SERV. (NON-MAINT.)		13492 6/5-6/11/17 NPDES COMPLIANCE TOXICITY TESTS		3,425.00	18
PACIFIC GAS AND ELECTRIC COMPA	21138		4,253.82		
UTILITIES		714201723701 6/15-7/14/17 PLANT GAS 1400 RADIO RD		4,253.82	18
PEOPLEREADY INC	21139		4,960.00		
CONTRACT SERV. (NON-MAINT.)		22310317 6/5-6/11/17 UTILITY WORKER TEMPORARY STAFF OP		1,240.00	18
		22344186 6/12-6/18/17 UTILITY WORKER TEMPORARY STAFF O		1,240.00	18
		22363220 6/19-6/25/17 UTILITY WORKER TEMPORARY STAFF O		1,240.00	18
		22394655 6/26-7/2/17 UTILITY WORKER TEMPORARY STAFF OP		1,240.00	18

7/14/17-7/28/17

7B-16

SILICON VALLEY CLEAN WATER
WARRANT REGISTER
07/28/17

PAGE 9870

NAME	WARRANT NUMBER	INVOICE #/DESCRIPTION	AMOUNT	DETAIL	FUND
PERKINELMER HEALTH SCIENCES IN	21140		12,324.00		
MACH & EQUIP MAINT SERVICES		5303879468 5/30/17-5/29/18 SERVICE LABORATORY EQUIPMEN		12,324.00	18
PETTY CASH - SILICON VALLEY CL	21141		431.09		
SUPPLIES		7282017 PETTY CASH DISBURSEMENTS		66.61	18
		7282017 PETTY CASH DISBURSEMENTS		48.41	18
MACHINERY AND EQUIP MAINT MATE		7282017 PETTY CASH DISBURSEMENTS		83.38	18
TRAINING		7282017 PETTY CASH DISBURSEMENTS		18.55	18
CONST.-ADMIN. & LEGAL		7282017 PETTY CASH DISBURSEMENTS		73.02	20
CONSTRUCTION-DESIGN		7282017 PETTY CASH DISBURSEMENTS		56.74	20
TRAINING		7282017A PETTY CASH DISBURSEMENT		84.38	18
POWELL, THOMAS	21142		864.94		
TRAINING		7282017 REIM-7/9-7/13/17 TRAVEL EXPENSES - GE JENBACHE		864.94	18
PSC INDUSTRIAL OUTSOURCING, LP	21143		13,880.04		
CONTRACT SERV. (NON-MAINT.)		1311167069 6/17 FFR WET PIT SERVICE		13,880.04	18
R & B COMPANY	21144		1,399.89		
MACHINERY AND EQUIP MAINT MATE		S1652622001 CREDIT MEMO R&B VARIOUS PARTS RETURNED		-389.20	18
		S1652622002 CREDIT MEMO R&B PARTS		-44.83	18
MISCELLANEOUS		S1656966001 PLUMBING SUPPLIES		737.87	18
		S1656966001 PLUMBING SUPPLIES		85.91	18
		S1656966001 PLUMBING SUPPLIES		48.18	18
MACHINERY AND EQUIP MAINT MATE		S1658356001 PLUMBING SUPPLIES		636.19	18
SUPPLIES		S1662421002 PLUMBING SUPPLIES		269.55	18
		S1662421002 PLUMBING SUPPLIES		41.84	18
		S1662421002 PLUMBING SUPPLIES		14.38	18
RECOLOGY SAN MATEO COUNTY	21145		224.64		
CONTRACT SERV. (NON-MAINT.)		170706 6/17 GREENDALE PULL DEBRIS BOX		224.64	18

7/14/17-7/28/17

7B-17

SILICON VALLEY CLEAN WATER
WARRANT REGISTER
07/28/17

PAGE 9871

NAME	WARRANT NUMBER	INVOICE #/DESCRIPTION	AMOUNT	DETAIL	FUND
REDWOOD CITY, CITY OF - FINANC	21146		14,471.24		
PROFESSIONAL SERVICES		BR44945 6/17 ACCOUNTING SERVICES		11,119.55	18
SUPPLIES		BR44399 4/16-5/15/17 FUEL CHARGES		1,202.94	18
MACH & EQUIP MAINT SERVICES		BR44991 5/16-6/15/17 VEHICLE REPAIR/MTN CHARGES		549.99	18
SUPPLIES		BR45001 5/16-6/15/17 FUEL CHARGES		1,598.76	18
REGIONAL MONITORING PROGRAM	21147		62,091.00		
ADMINISTRATIVE EXPENSES		3018271 1/1/18-12/31/18 REGIONAL MONITORING PROGRAM AN		62,091.00	18
REPUBLIC SERVICES #925	21148		1,138.54		
CONTRACT SERV. (NON-MAINT.)		925001516967 6/22/17 ROLL OFF ON CALL SERVICE SPECIAL		1,138.54	18
RGM AND ASSOCIATES	21149		784.50		
CONST.-ADMIN. & LEGAL		1252 6/3-6/17/17 T.O.2013-01 LABOR COMPLIANCE		261.50	20
		1252 6/3-6/17/17 T.O.2013-01 LABOR COMPLIANCE		261.50	20
CONTRUCTION-DESIGN		1252 6/3-6/17/17 T.O.2013-01 LABOR COMPLIANCE		261.50	20
RODAN BUILDERS, INC	21150		123,911.95		
CONSTRUCTION-CONTRACTOR		FINPMTPO10673 FINAL PAYMENT - WET SIDE REDUNDANT POWE		103,251.70	20
		RETRELPOM10673 RETENTION RELEASE - FINAL ESCROW PAYMEN		20,660.25	20
ROYAL WHOLESALE ELECTRIC	21151		1,299.87		
SUPPLIES		7003635122 QTY 100 ALUMINUM 1.25" CONDUITS		333.51	18
MISCELLANEOUS		7003632880 QTY 20 2X1 RED WASH		15.45	18
MACHINERY AND EQUIP MAINT MATE		7003642340 VARIOUS CONDUIT PARTS		831.28	18
		7003642340 VARIOUS CONDUIT PARTS		119.63	18
RSCA	21152		655.00		
CONST.-ADMIN. & LEGAL		170711 7/3/17 FULL PAGE LEFT INTERIOR COLOR AD		655.00	20

7/14/17-7/28/17

7B-18

SILICON VALLEY CLEAN WATER
WARRANT REGISTER
07/28/17

PAGE 9872

NAME	WARRANT NUMBER	INVOICE #/DESCRIPTION	AMOUNT	DETAIL	FUND
SABAH INTERNATIONAL INC	21153		2,504.05		
MACH & EQUIP MAINT SERVICES		127767 SPRINKLER PREVENTIVE MAINTENANCE		438.75	18
		127832 LABOR REPAIR FOR IP-64 PANEL		2,065.30	18
SAFETY COMPLIANCE MANAGEMENT I	21154		495.00		
TRAINING		8208 6/29/17 TRAINING-RESPIRATORY PROTECTION AND HEARI		495.00	18
SAMPLE TRAPS, LLC	21155		264.26		
CONSTRUCTION-DESIGN		1201206869 QTY 2 ECONO-POLY BOTTLE		264.26	20
SANDHU, GURPAL	21156		106.37		
SMALL TOOLS		7282017 REIM-7/7/17 TOOLS - RACHETING WRENCH SET & SCR		106.37	18
SCHEPIS, GERALD	21157		217.48		
SUPPLIES		7282017 REIM-7/17/17 SAFETY SHOES		217.48	18
SHIMADZU SCIENTIFIC INSTRUMENT	21158		5,784.00		
MACH & EQUIP MAINT SERVICES		62705 7/25/17-7/24/18 EXTENDED WARRANTY PLUS LAB SERVI		5,784.00	18
SIERRA RESEARCH INC	21159		897.50		
CONSTRUCTION-DESIGN		1159304 5/1-5/30/17 PROFESSIONAL SERVICES		897.50	20
SILICON VALLEY CLEAN WATER (EE	21160		225.00		
SUPPLIES		7282017 8/17 COMPENSATION-EMPLOYEE ANNIVERSARY		225.00	18
STERLING & ASSOCIATES INC	21161		360.00		
CONTRACT SERV. (NON-MAINT.)		170704 6/27-6/29/17 INDUSTRIAL HYGIENE MONITORING FOR		360.00	18

7/14/17-7/28/17

7B-19

SILICON VALLEY CLEAN WATER
WARRANT REGISTER
07/28/17

PAGE 9873

NAME	WARRANT NUMBER	INVOICE #/DESCRIPTION	AMOUNT	DETAIL	FUND
TANNER PACIFIC, INC.	21162		143,329.48		
CONSTRUCTION-CONTRACTOR		217053 6/18-7/1/17 T.O.2016-01 CONSTRUCTION MGMT VARIO		2,408.00	20
		217053 6/18-7/1/17 T.O.2016-01 CONSTRUCTION MGMT VARIO		1,164.00	20
		217053 6/18-7/1/17 T.O.2016-01 CONSTRUCTION MGMT VARIO		2,388.59	20
		217053 6/18-7/1/17 T.O.2016-01 CONSTRUCTION MGMT VARIO		16,126.74	20
		217053 6/18-7/1/17 T.O.2016-01 CONSTRUCTION MGMT VARIO		1,673.00	20
		217053 6/18-7/1/17 T.O.2016-01 CONSTRUCTION MGMT VARIO		16,624.90	20
		217053 6/18-7/1/17 T.O.2016-01 CONSTRUCTION MGMT VARIO		6,756.00	20
		217053 6/18-7/1/17 T.O.2016-01 CONSTRUCTION MGMT VARIO		2,532.00	20
		217053 6/18-7/1/17 T.O.2016-01 CONSTRUCTION MGMT VARIO		15,112.00	20
		217053 6/18-7/1/17 T.O.2016-01 CONSTRUCTION MGMT VARIO		712.00	20
		217053 6/18-7/1/17 T.O.2016-01 CONSTRUCTION MGMT VARIO		837.00	20
		217053 6/18-7/1/17 T.O.2016-01 CONSTRUCTION MGMT VARIO		900.00	20
		217053 6/18-7/1/17 T.O.2016-01 CONSTRUCTION MGMT VARIO		12,894.30	20
		217053 6/18-7/1/17 T.O.2016-01 CONSTRUCTION MGMT VARIO		1,172.00	20
		217053 6/18-7/1/17 T.O.2016-01 CONSTRUCTION MGMT VARIO		22,647.55	20
		217053 6/18-7/1/17 T.O.2016-01 CONSTRUCTION MGMT VARIO		1,198.00	20
		217053 6/18-7/1/17 T.O.2016-01 CONSTRUCTION MGMT VARIO		6,440.00	20
		217056 7/1-7/15/17 T.O.2016-01 CONSTRUCTION MGMT VARIO		1,000.00	20
		217056 7/1-7/15/17 T.O.2016-01 CONSTRUCTION MGMT VARIO		282.00	20
		217056 7/1-7/15/17 T.O.2016-01 CONSTRUCTION MGMT VARIO		2,032.00	20
		217056 7/1-7/15/17 T.O.2016-01 CONSTRUCTION MGMT VARIO		2,248.00	20
		217056 7/1-7/15/17 T.O.2016-01 CONSTRUCTION MGMT VARIO		896.00	20
		217056 7/1-7/15/17 T.O.2016-01 CONSTRUCTION MGMT VARIO		268.00	20
		217056 7/1-7/15/17 T.O.2016-01 CONSTRUCTION MGMT VARIO		134.00	20
		217056 7/1-7/15/17 T.O.2016-01 CONSTRUCTION MGMT VARIO		2,496.00	20
		217056 7/1-7/15/17 T.O.2016-01 CONSTRUCTION MGMT VARIO		670.00	20
		217056 7/1-7/15/17 T.O.2016-01 CONSTRUCTION MGMT VARIO		12,545.40	20
		217056 7/1-7/15/17 T.O.2016-01 CONSTRUCTION MGMT VARIO		7,065.00	20
		217056 7/1-7/15/17 T.O.2016-01 CONSTRUCTION MGMT VARIO		971.00	20
		217056 7/1-7/15/17 T.O.2016-01 CONSTRUCTION MGMT VARIO		1,136.00	20

SILICON VALLEY CLEAN WATER
WARRANT REGISTER
07/28/17

PAGE 9874

NAME	WARRANT NUMBER	INVOICE #/DESCRIPTION	AMOUNT	DETAIL	FUND
TANNER PACIFIC, INC.	21163		45,879.00		
CONSTRUCTION-CONTRACTOR		217056 7/1-7/15/17 T.O.2016-01 CONSTRUCTION MGMT VARIO		800.00	20
		217056 7/1-7/15/17 T.O.2016-01 CONSTRUCTION MGMT VARIO		960.00	20
		217056 7/1-7/15/17 T.O.2016-01 CONSTRUCTION MGMT VARIO		1,607.00	20
		217056 7/1-7/15/17 T.O.2016-01 CONSTRUCTION MGMT VARIO		10,098.00	20
		217056 7/1-7/15/17 T.O.2016-01 CONSTRUCTION MGMT VARIO		1,120.00	20
		217056 7/1-7/15/17 T.O.2016-01 CONSTRUCTION MGMT VARIO		550.00	20
		217056 7/1-7/15/17 T.O.2016-01 CONSTRUCTION MGMT VARIO		7,988.00	20
		217056 7/1-7/15/17 T.O.2016-01 CONSTRUCTION MGMT VARIO		17,570.00	20
PROFESSIONAL SERVICES		217057 6/18-7/15/17 T.O.2016-03 CONSTRUCTION ADVISORY		1,206.00	18
CONSTRUCTION-CONSTRUCTION MGMT		217058 7/2-7/15/17 T.O.2017-03 PUMP STATION VALVE REPL		1,990.00	14
		217058 7/2-7/15/17 T.O.2017-03 PUMP STATION VALVE REPL		1,990.00	14
THATCHER COMPANY OF CALIFORNIA	21164		4,626.67		
CHEMICAL SUPPLIES		244951 6/30/17 48000 LBS FERRIC CHLORIDE		4,626.67	18
UNITED RENTALS NORTHWEST, INC.	21165		875.90		
RENTAL/LEASES		147914663001 6/28-6/30/17 RENTAL SMALL EQUIPMENT		437.95	18
		147914663001 6/28-6/30/17 RENTAL SMALL EQUIPMENT		437.95	18
UNIVAR USA INC.	21166		14,246.80		
CHEMICAL SUPPLIES		SJ823897 6/30/17 4000 GAL SOD HYPO LIQUICHLOR		1,785.68	18
		SJ824582 7/1/17 4000 GAL SOD HYPO LIQUICHLOR		2,122.80	18
		SJ824635 7/3/17 4425.6086 GAL SOD BISULFITE		6,256.71	18
		SJ824722 7/2/17 3193 GAL SOD HYPO LIQUICHLOR		1,694.52	18
		SJ824759 7/4/17 4498 GAL SOD HYPO LIQUICHLOR		2,387.09	18
VALIN CORPORATION	21167		552.82		
MISCELLANEOUS		3224790 QTY 5 GRAVER CONSLER CORP AIR FILTERS		552.82	18

7/14/17-7/28/17

7B-21

SILICON VALLEY CLEAN WATER
WARRANT REGISTER
07/28/17

PAGE 9875

NAME	WARRANT NUMBER	INVOICE #/DESCRIPTION	AMOUNT	DETAIL	FUND
VALLEY OIL COMPANY (VEHICLE FUEL SUPPLIES	21168	465383 6/15-6/29/17 FUEL CHARGES COMPANY VEHICLES	1,088.48	544.24	18
		465386 6/19-6/29/17 FUEL CHARGES COMPANY VEHICLES		544.24	18
VINCENT ELECTRIC MOTOR COMPANY MACH & EQUIP MAINT SERVICES	21169	904315 LABOR AND MATERIALS TO RECONDITION MOTOR	4,282.55	4,282.55	18
VWR INTERNATIONAL, LLC SUPPLIES	21170	8048944527 LAB SUPPLIES	6,188.11	233.74	18
		8049042602 LAB SUPPLIES		48.62	18
CONSTRUCTION-DESIGN		8049072037 LAB SUPPLIES		8.39	20
		8049072037 LAB SUPPLIES		674.49	20
SUPPLIES		8049082395 LAB SUPPLIES		317.94	18
		8049082395 LAB SUPPLIES		317.94	18
		8049082395 LAB SUPPLIES		317.94	18
		8049086444 LAB SUPPLIES		346.43	18
		8049091341 LAB SUPPLIES		194.62	18
		8049091341 LAB SUPPLIES		578.12	18
		8049091341 LAB SUPPLIES		97.48	18
		8049091341 LAB SUPPLIES		415.43	18
		8049151989 LAB SUPPLIES		304.50	18
		8049159387 LAB SUPPLIES		1,385.74	18
		8049167400 LAB SUPPLIES		867.17	18
		8049170962 LAB SUPPLIES		79.56	18
WANDRO, ROBERT UTILITIES	21171	7282017 REIM-6/17/17 CELL PHONE EXPENSE	62.12	45.00	18
MEMB. & MEET.		7282017B REIM-6/29/17 MILEAGE REIMBURSEMENT - HIRE PAN		17.12	18

7/14/17-7/28/17

7B-22

SILICON VALLEY CLEAN WATER
WARRANT REGISTER
07/28/17

PAGE 9876

NAME	WARRANT NUMBER	INVOICE #/DESCRIPTION	AMOUNT	DETAIL	FUND
WEST YOST ASSOCIATES	21172		76,786.02		
CONTRUCTION-DESIGN		2032212 3/30-5/5/17 T.O.2014-03 MPO10482-1 54" FORCE M		1,457.50	20
		2032213 3/30-5/5/17 T.O.2016-02 MPO10757 CONVEYANCE SY		1,559.25	20
		2032213 3/30-5/5/17 T.O.2016-02 MPO10757 CONVEYANCE SY		12,251.25	20
		2032213 3/30-5/5/17 T.O.2016-02 MPO10757 CONVEYANCE SY		1,225.13	20
		2032213 3/30-5/5/17 T.O.2016-02 MPO10757 CONVEYANCE SY		1,336.50	20
		2032213 3/30-5/5/17 T.O.2016-02 MPO10757 CONVEYANCE SY		2,673.00	20
		2032213 3/30-5/5/17 T.O.2016-02 MPO10757 CONVEYANCE SY		445.50	20
		2032213 3/30-5/5/17 T.O.2016-02 MPO10757 CONVEYANCE SY		445.50	20
		2032213 3/30-5/5/17 T.O.2016-02 MPO10757 CONVEYANCE SY		222.74	20
		2032213 3/30-5/5/17 T.O.2016-02 MPO10757 CONVEYANCE SY		1,225.13	20
		2032213 3/30-5/5/17 T.O.2016-02 MPO10757 CONVEYANCE SY		891.00	20
		2032525 5/6-6/2/17 T.O.2016-02 MPO10757 CONVEYANCE SYS		1,614.34	20
		2032525 5/6-6/2/17 T.O.2016-02 MPO10757 CONVEYANCE SYS		230.62	20
		2032525 5/6-6/2/17 T.O.2016-02 MPO10757 CONVEYANCE SYS		2,767.43	20
		2032525 5/6-6/2/17 T.O.2016-02 MPO10757 CONVEYANCE SYS		922.48	20
		2032525 5/6-6/2/17 T.O.2016-02 MPO10757 CONVEYANCE SYS		461.24	20
		2032525 5/6-6/2/17 T.O.2016-02 MPO10757 CONVEYANCE SYS		1,268.41	20
		2032525 5/6-6/2/17 T.O.2016-02 MPO10757 CONVEYANCE SYS		1,268.41	20
		2032525 5/6-6/2/17 T.O.2016-02 MPO10757 CONVEYANCE SYS		1,383.70	20
		2032525 5/6-6/2/17 T.O.2016-02 MPO10757 CONVEYANCE SYS		12,684.07	20
		2032525 5/6-6/2/17 T.O.2016-02 MPO10757 CONVEYANCE SYS		461.24	20
		2032630 6/3-6/30/17 T.O.2016-02 MPO10757 CONVEYANCE SY		2,142.26	20
		2032630 6/3-6/30/17 T.O.2016-02 MPO10757 CONVEYANCE SY		1,683.20	20
		2032630 6/3-6/30/17 T.O.2016-02 MPO10757 CONVEYANCE SY		1,683.20	20
		2032630 6/3-6/30/17 T.O.2016-02 MPO10757 CONVEYANCE SY		16,832.01	20
		2032630 6/3-6/30/17 T.O.2016-02 MPO10757 CONVEYANCE SY		306.04	20
		2032630 6/3-6/30/17 T.O.2016-02 MPO10757 CONVEYANCE SY		1,836.21	20
		2032630 6/3-6/30/17 T.O.2016-02 MPO10757 CONVEYANCE SY		1,224.15	20
		2032630 6/3-6/30/17 T.O.2016-02 MPO10757 CONVEYANCE SY		612.07	20
		2032630 6/3-6/30/17 T.O.2016-02 MPO10757 CONVEYANCE SY		3,672.44	20

SILICON VALLEY CLEAN WATER
WARRANT REGISTER
07/28/17

PAGE 9877

NAME	WARRANT NUMBER	INVOICE #/DESCRIPTION	AMOUNT	DETAIL	FUND
WEST YOST ASSOCIATES	21173		612.07		
CONTRUCTION-DESIGN		2032630 6/3-6/30/17 T.O.2016-02 MPO10757 CONVEYANCE SY		612.07	20
WESTECH	21174		199,732.67		
CONSTRUCTION-CONTRACTOR		63777 15% DUE ON ROTARY DRUM THICKENER SYST#1 & 2, 15%	119,421.38		20
CAPITAL		63545 50% DUE WITH SHIPMENT FOR DISTRIBUTOR ARM, BIODO	976.00		14
		63545 50% DUE WITH SHIPMENT FOR DISTRIBUTOR ARM, BIODO	72,528.09		14
		63545 50% DUE WITH SHIPMENT FOR DISTRIBUTOR ARM, BIODO	5,707.20		14
		63545 50% DUE WITH SHIPMENT FOR DISTRIBUTOR ARM, BIODO	1,100.00		14
WESTERN ENERGY SYSTEMS	21175		20,530.08		
MACH & EQUIP MAINT SERVICES		3769783 6/17 LTSA SERVICE AGREEMENT UNIT 1		10,214.16	18
		3769784 6/17 LTSA SERVICE AGREEMENT UNIT 2		10,315.92	18
WESTERN WEATHER GROUP INC	21176		498.00		
UTILITIES		14826 7/1/17-12/31/17 WEB PAGE HOSTING & VERIZON MOBIL		150.00	18
MACH & EQUIP MAINT SERVICES		14826 7/1/17-12/31/17 WEB PAGE HOSTING & VERIZON MOBIL		348.00	18
WHITLEY, BURCHETT AND ASSOCIAT	21177		19,738.87		
CONST.-ADMIN. & LEGAL		2032521 5/6-6/2/17 T.O.2016-03 SRF FINANCIAL SVCS		7,785.00	20
		2032629 6/3-6/30/17 T.O.2016-03 SRF FINANCIAL SVCS		11,953.87	20

SILICON VALLEY CLEAN WATER
WARRANT REGISTER
07/28/17

PAGE 9878

NAME	WARRANT NUMBER	INVOICE #/DESCRIPTION	AMOUNT	DETAIL	FUND
WRA ENVIRONMENTAL CONSULTANTS	21178		3,688.26		
CONTRUCTION-DESIGN		201711629742 5/17 T.O.2015-03 BIO & PERMIT SVCS - EIR,		199.55	20
		201711629742 5/17 T.O.2015-03 BIO & PERMIT SVCS - EIR,		199.55	20
		201711629742 5/17 T.O.2015-03 BIO & PERMIT SVCS - EIR,		199.55	20
		201711629742 5/17 T.O.2015-03 BIO & PERMIT SVCS - EIR,		199.56	20
		201711629742 5/17 T.O.2015-03 BIO & PERMIT SVCS - EIR,		199.55	20
		201711829747 5/17 T.O.2016-01 BIO & PERMIT SVCS - EIR,		110.67	20
		201711829747 5/17 T.O.2016-01 BIO & PERMIT SVCS - EIR,		101.45	20
		201711829747 5/17 T.O.2016-01 BIO & PERMIT SVCS - EIR,		18.45	20
		201711829747 5/17 T.O.2016-01 BIO & PERMIT SVCS - EIR,		1,014.48	20
		201711829747 5/17 T.O.2016-01 BIO & PERMIT SVCS - EIR,		36.89	20
		201711829747 5/17 T.O.2016-01 BIO & PERMIT SVCS - EIR,		101.45	20
		201711829747 5/17 T.O.2016-01 BIO & PERMIT SVCS - EIR,		73.78	20
		201711829747 5/17 T.O.2016-01 BIO & PERMIT SVCS - EIR,		36.89	20
		201711829747 5/17 T.O.2016-01 BIO & PERMIT SVCS - EIR,		129.10	20
		201711829747 5/17 T.O.2016-01 BIO & PERMIT SVCS - EIR,		221.34	20
		201711929744 5/17 T.O.2016-02 CA RIDGWAY RAIL SURVEY S		126.90	20
		201711929744 5/17 T.O.2016-02 CA RIDGWAY RAIL SURVEY S		126.90	20
		201711929744 5/17 T.O.2016-02 CA RIDGWAY RAIL SURVEY S		126.90	20
		201711929744 5/17 T.O.2016-02 CA RIDGWAY RAIL SURVEY S		465.30	20
ZEP SALES & SERVICE	21179		348.13		
SUPPLIES		9002884234 QTY 2 ZEP TKO 4-1GL		25.99	18
MISCELLANEOUS		9002884234 QTY 2 ZEP TKO 4-1GL		322.14	18
		TOTAL		\$2,218,254.28	

SVCW WARRANT REGISTER


SVCW Warrant Register dated August 1, 2017 for Retiree Health. A scanned copy was e-mailed to Commissioners on August 1, 2017.

08-01-17

SILICON VALLEY CLEAN WATER
WARRANT REGISTER
FUND RECAP


PAGE 9855

NAME	FUND	AMOUNT
RETIREE HEALTH INSUR. FD.	12	21,981.35
TOTAL FOR APPROVAL		\$21,981.35


7/31/2017

THIS IS TO CERTIFY THAT THE CLAIMS LISTED ON PAGES NUMBERED FROM 9851 THROUGH 9855 INCLUSIVE, AND/OR CLAIMS NUMBERED FROM 21033 THROUGH 21069 INCLUSIVE, TOTALING IN THE AMOUNT OF \$21,981.35, HAVE BEEN CHECKED IN DETAIL AND APPROVED BY THE PROPER OFFICIALS, AND IN MY OPINION REPRESENT FAIR AND JUST CHARGES AGAINST THE AUTHORITY IN ACCORDANCE WITH THEIR RESPECTIVE AMOUNTS AS INDICATED THEREON.

RESPECTFULLY SUBMITTED,


..... 7/24/17
DEPUTY TREASURER DATE

8/1/17 (Retiree Health)

7B-2

SILICON VALLEY CLEAN WATER
WARRANT REGISTER
08/01/17

PAGE 9851

NAME	WARRANT NUMBER	INVOICE #/DESCRIPTION	AMOUNT	DETAIL	FUND
FLAHERTY, LISA M.	21033		788.74		
RETIREE MEDICAL PAYMENTS		817 08/17 RETIREE HEALTH PREMIUM REFUND		788.74	12
LEACH, PRESTON L.	21034		172.48		
RETIREE MEDICAL PAYMENTS		817 08/17 RETIREE HEALTH PREMIUM REFUND		172.48	12
REEVES, DENNIS D.	21035		472.96		
RETIREE MEDICAL PAYMENTS		817 08/17 RETIREE HEALTH PREMIUM REFUND		472.96	12
REYES, CESAR V.	21036		472.96		
RETIREE MEDICAL PAYMENTS		817 08/17 RETIREE HEALTH PREMIUM REFUND		472.96	12
SCHIECHL, WARREN	21037		196.21		
RETIREE MEDICAL PAYMENTS		817 08/17 RETIREE HEALTH PREMIUM REFUND		196.21	12
WALSH, WALTER	21038		196.21		
RETIREE MEDICAL PAYMENTS		817 08/17 RETIREE HEALTH PREMIUM REFUND		196.21	12
WIDGER, RICHARD	21039		1,338.78		
RETIREE MEDICAL PAYMENTS		817 08/17 RETIREE HEALTH PREMIUM REFUND		1,338.78	12
BAKER, ANDREW	21040		1,223.22		
RETIREE MEDICAL PAYMENTS		817 08/17 RETIREE HEALTH PREMIUM REFUND		1,223.22	12
BEWLEY, JAMES B.	21041		472.96		
RETIREE MEDICAL PAYMENTS		817 08/17 RETIREE HEALTH PREMIUM REFUND		472.96	12
BOVE, LEONARD F.	21042		605.39		
RETIREE MEDICAL PAYMENTS		817 08/17 RETIREE HEALTH PREMIUM REFUND		605.39	12
BUENROSTRO, BENJAMIN	21043		1,338.78		
RETIREE MEDICAL PAYMENTS		817 08/17 RETIREE HEALTH PREMIUM REFUND		1,338.78	12

SILICON VALLEY CLEAN WATER
WARRANT REGISTER
08/01/17

PAGE 9852

NAME	WARRANT NUMBER	INVOICE #/DESCRIPTION	AMOUNT	DETAIL	FUND
BUSCH, JOSEPH A.	21044		172.48		
RETIREE MEDICAL PAYMENTS		817 08/17 RETIREE HEALTH PREMIUM REFUND		172.48	12
CHAPMAN, ROBERT G	21045		905.87		
RETIREE MEDICAL PAYMENTS		817 08/17 RETIREE HEALTH PREMIUM REFUND		905.87	12
DIAZ, CLARA L.	21046		261.76		
RETIREE MEDICAL PAYMENTS		817 08/17 RETIREE HEALTH PREMIUM REFUND		261.76	12
DONALDSON, ROBERT M.	21047		605.39		
RETIREE MEDICAL PAYMENTS		817 08/17 RETIREE HEALTH PREMIUM REFUND		605.39	12
FAZIO, MICHAEL	21048		172.48		
RETIREE MEDICAL PAYMENTS		817 08/17 RETIREE HEALTH PREMIUM REFUND		172.48	12
FORD, LARENCE	21049		472.96		
RETIREE MEDICAL PAYMENTS		817 08/17 RETIREE HEALTH PREMIUM REFUND		472.96	12
GERKE, FRED	21050		605.39		
RETIREE MEDICAL PAYMENTS		817 08/17 RETIREE HEALTH PREMIUM REFUND		605.39	12
GROSSO, LORNA	21051		172.48		
RETIREE MEDICAL PAYMENTS		817 08/17 RETIREE HEALTH PREMIUM REFUND		172.48	12
HALL, DAVID A.	21052		1,778.81		
RETIREE MEDICAL PAYMENTS		817 08/17 RETIREE HEALTH PREMIUM REFUND		1,778.81	12
HERNANDEZ, JOHN M.	21053		472.96		
RETIREE MEDICAL PAYMENTS		817 08/17 RETIREE HEALTH PREMIUM REFUND		472.96	12
JONES, REGGIE H.	21054		196.21		
RETIREE MEDICAL PAYMENTS		817 08/17 RETIREE HEALTH PREMIUM REFUND		196.21	12

SILICON VALLEY CLEAN WATER
WARRANT REGISTER
08/01/17

PAGE 9853

NAME	WARRANT NUMBER	INVOICE #/DESCRIPTION	AMOUNT	DETAIL	FUND
KAUFMAN, KENNETH J	21055		172.48		
RETIREE MEDICAL PAYMENTS		817 08/17 RETIREE HEALTH PREMIUM REFUND		172.48	12
KELLY, DIANE L.	21056		579.26		
RETIREE MEDICAL PAYMENTS		817 08/17 RETIREE HEALTH PREMIUM REFUND		579.26	12
KERTZ, FELIX J.	21057		172.48		
RETIREE MEDICAL PAYMENTS		817 08/17 RETIREE HEALTH PREMIUM REFUND		172.48	12
KLOKKE, KARL W.	21058		579.26		
RETIREE MEDICAL PAYMENTS		817 08/17 RETIREE HEALTH PREMIUM REFUND		579.26	12
MA, PO KUI	21059		472.96		
RETIREE MEDICAL PAYMENTS		817 08/17 RETIREE HEALTH PREMIUM REFUND		472.96	12
MURRAY, GENE RODGER	21060		901.24		
RETIREE MEDICAL PAYMENTS		817 08/17 RETIREE HEALTH PREMIUM REFUND		901.24	12
PINEDO, JESSE	21061		472.96		
RETIREE MEDICAL PAYMENTS		817 08/17 RETIREE HEALTH PREMIUM REFUND		472.96	12
POSCH, MICHAEL A.	21062		472.96		
RETIREE MEDICAL PAYMENTS		817 08/17 RETIREE HEALTH PREMIUM REFUND		472.96	12
SMITH, JULIE	21063		1,338.78		
RETIREE MEDICAL PAYMENTS		817 08/17 RETIREE HEALTH PREMIUM REFUND		1,338.78	12
SMITH, RAYMOND C.	21064		520.42		
RETIREE MEDICAL PAYMENTS		817 08/17 RETIREE HEALTH PREMIUM REFUND		520.42	12
STORMS, VERNON GARY	21065		772.02		
RETIREE MEDICAL PAYMENTS		817 08/17 RETIREE HEALTH PREMIUM REFUND		772.02	12

SILICON VALLEY CLEAN WATER
W A R R A N T R E G I S T E R
08/01/17

PAGE 9854

NAME	WARRANT NUMBER	INVOICE #/DESCRIPTION	AMOUNT	DETAIL	FUND
SUTER, KATHERINE J.	21066		472.96		
RETIREE MEDICAL PAYMENTS		817 08/17 RETIREE HEALTH PREMIUM REFUND		472.96	12
TAYLOR, TERRY M.	21067		905.87		
RETIREE MEDICAL PAYMENTS		817 08/17 RETIREE HEALTH PREMIUM REFUND		905.87	12
VON SEEBACH, NANCY	21068		579.26		
RETIREE MEDICAL PAYMENTS		817 08/17 RETIREE HEALTH PREMIUM REFUND		579.26	12
WOODSTOCK, CRAIG M.	21069		472.96		
RETIREE MEDICAL PAYMENTS		817 08/17 RETIREE HEALTH PREMIUM REFUND		472.96	12
TOTAL				\$21,981.35	

**SVCW DESIGN STANDARDS
DESIGN STANDARDS DEVELOPMENT TASK ORDERS**

ISSUE

Approval of Kennedy/Jenks and Brown and Caldwell Task Orders for Development of Design Standards for CIP Projects.

BACKGROUND

Since SVCW's inception, the design-bid-build contracting method has been used to design and construct its capital projects. When the CIP was initiated in 2008, the number of capital improvement projects increased significantly. Through a competitive selection process, SVCW shortlisted five engineering design firms to complete the necessary design for bidding and, ultimately, construction of the projects identified in the CIP. Under the design-bid-build contracting method, detailed designs are completed by one of the engineering firms, the project is publicly advertised for bidding, and the work is awarded to the lowest cost responsible and responsive bidder. Through this process, SVCW's Engineering Division works directly with the design firms to ensure that the 100% design documents reflect SVCW's true needs to operate and maintain the treatment and conveyance systems.

SVCW is in the planning process for three capital projects that will be constructed with alternative delivery methods (design-build and progressive design-build), and anticipates that future projects may also use design-build contracting methods. There are several advantages and challenges to using design-build and progressive design-build. One of the challenges arises due to the nature of the contracting process in that the design of the projects is initiated by SVCW and then completed, with limited SVCW input, by the Design-Build entity. It is important, and there is much value to SVCW, to have written design standards to guide the Design-Build entity's final design.

DISCUSSION

Engineering design standards are documents that specify characteristics and technical details of the products, systems and processes to be designed and constructed. They are written to reflect SVCW's philosophy of design and operations based on its experience of what works best for the Authority.

Well-vetted and well-written engineering specifications benefit O&M staff, engineers, contractors and construction management personnel to arrive at the best overall project. These standards 1) ensure compatibility and seamless interfacing with existing equipment and processes, 2) standardize equipment for ease of operation and maintenance, benefiting parts inventory and O&M training, and 3) improve long-term reliability, maintainability, operability, and safety.

SVCW asked three of its design consultants (Kennedy/Jenks, Brown and Caldwell, and Freyer and Laureta) to assist with the preparation and documentation of design standards, relying on their knowledge of SVCW preferences, their internal design

standards, and related work that they have done for other clients to form a basis for the document. Each firm will be working on separate chapters of the document, with extensive review by SVCW Engineering and O&M staff.

Each firm has provided a scope and budget to complete their portions of the design standards. The Task Orders have the following tasks:

- Develop List of Standards
- Develop Project and Quality Assurance/Quality Control (QA/QC) Plan
- Prepare Design Standards
- Project Management

Freyer and Laureta's budget is less than \$75,000, so it is not the subject of this approval. Kennedy/Jenks and Brown and Caldwell have a much larger role in preparing the document. Kennedy/Jenks and SVCW have negotiated a budget of \$149,550 for their portion of the work. Brown and Caldwell and SVCW have negotiated a budget of \$111,562 for their portion of the work.

FINANCIAL IMPACT

The Task Orders will be funded from the three projects using the Design-Build contracting method; the three projects have a combined budget of over \$275 million.

RECOMMENDATION

- i. Move approval of TASK ORDER SCOPE OF WORK AND BUDGET FOR DESIGN STANDARDS DEVELOPMENT IN AN AMOUNT NOT TO EXCEED \$149,550 AND AUTHORIZE MANAGER TO APPROVE UP TO TEN PERCENT CONTINGENCY FOR ADDITIONAL WORK ON AN AS-NEEDED BASIS – KENNEDY/JENKS CONSULTANTS
- ii. Move approval of TASK ORDER SCOPE OF WORK AND BUDGET FOR DESIGN STANDARDS DEVELOPMENT IN AN AMOUNT NOT TO EXCEED \$111,562 AND AUTHORIZE MANAGER TO APPROVE UP TO TEN PERCENT CONTINGENCY FOR ADDITIONAL WORK ON AN AS-NEEDED BASIS – BROWN AND CALDWELL

**DIGESTER #1 REHABILITATION (CIP #9215)
ENGINEERING DESIGN SERVICES**

ISSUE

Approval of Kennedy Jenks Task Order Scope and Budget for Engineering Design Services for the Digester #1 Rehabilitation Project (CIP #9215)

BACKGROUND

SVCW has three anaerobic digesters that process the primary and secondary solids resulting from the liquid treatment processes. The capacity of each digester is 1.6 million gallons. The digesters are identical in terms of their general configuration; all three digesters are of the fixed-cover type with full mixing and heating capabilities.

The digesters have undergone various rehabilitations and upgrades since the completion of their original construction in 1982. Most recently, Digesters 3 and 2 were rehabilitated and upgraded in 2011 and 2013, respectively. Digester 1 is the only digester that has not been rehabilitated under SVCW's Capital Improvement Program. Repairs needed on Digester 1 likely will duplicate the repairs performed on Digesters 2 and 3, notably: replacement of deteriorated mix piping and nozzles, replacement of coatings and insulation on the exterior of the cover, likely repair/replacement of the steel and coatings on the interior of the cover, and gas train improvements.

Specific major improvements planned for Digester 1 under CIP #9215 consist of the following:

- Replace both mixing nozzles and the connecting mix piping
- Replace the existing gas train equipment located on the digester roof with new equipment that has similar gas handling capacity to the gas trains installed on Digesters 2 and 3
- Repair or replace the existing coating on the interior of the existing cover following an assessment on the condition of the coating
- Replace the existing insulation and coatings on the exterior of the digester cover
- Replace sections of the existing mix piping located in the Mixing Pump Room that were not replaced as part of the other recent digester rehabilitation projects

DISCUSSION

After evaluating the project needs and discussing the project within SVCW's Engineering Division, staff approached Kennedy/Jenks (K/J) to develop a scope of work to prepare the engineering design for the Digester 1 rehabilitation. The primary rationale for this selection is that K/J successfully completed the design work for the other two digesters. The SVCW Engineering Director negotiated a scope of work and budget with K/J in the amount of \$202,410. The scope of work includes the following tasks:

- Improvements Identification and Documentation
- 50% Design
- 90% Design
- Bid Documents
- Bid Support Services

- Project Coordination and Management

The budget for the completion of the scope of work is a not-to-exceed amount of \$202,410; budget will be expended on a time and expense basis.

FINANCIAL IMPACT

Work under this task order will be funded from Digester 1 Rehabilitation project (CIP #9215), which has an allocated budget of \$2,085,846. The not-to-exceed fee to K/J for the work described in this task order is \$202,410, representing approximately 10% of the construction budget; this is within industry standards for Engineering Design Services.

RECOMMENDATION

Move approval of TASK ORDER SCOPE OF WORK AND BUDGET FOR ENGINEERING DESIGN SERVICES FOR THE DIGESTER #1 REHABILITATION (CIP #9215) IN AN AMOUNT NOT TO EXCEED \$202,410 AND AUTHORIZE MANAGER TO APPROVE UP TO TEN PERCENT CONTINGENCY FOR ADDITIONAL WORK ON AN AS-NEEDED BASIS – KENNEDY/JENKS CONSULTANTS

JANITORIAL SERVICES**ISSUE**

Accept Proposal for Janitorial Services for the Office Spaces Located at 1400 Radio Road, Redwood City, CA and Authorize Execution of Agreement for Said Services.

BACKGROUND

Janitorial services for the Administration, Laboratory and Maintenance buildings are currently done under a month to month agreement as the annual agreement with the current provider expired on June 30, 2017. SVCW is currently paying \$4,011 per month for janitorial services. Staff has worked with the current provider over the past several months to address services deemed to be less than adequate, however, the services provided and attention to detail from the current provider continue to be unacceptable. The decision was made to put out a Request for Proposals (RFP).

DISCUSSION

The needed services have been reviewed to provide a generally higher level of cleanliness of which the current provider has been unable to provide. Six service providers responded to the RFP and submitted proposals based upon specifications for each location at the plant. The area being serviced is approximately 25,000 sq. ft. which includes the Plant Control and Administration building, Laboratory building, Maintenance building (rest rooms and office space), Warehouse (rest room, kitchenette and office space) and Solids Handling building (restroom). In the Administration building alone there are four restrooms, two locker rooms with showers and restroom facilities, a lunchroom/kitchen area, four conference/meeting rooms, sixteen offices and several cubicles.

The current budget for FY 17/18 for janitorial services is \$54,635.

The following proposals were received:

	Company	Monthly Rate	Monthly Rate (3-yr agreement)	Monthly Rate to include "Day Porter" 5 days/wk. 10 a.m. – 2 p.m.
1	Transpacific Bldg. Maintenance	\$3,290.11		
2	Karlas Janitorial	\$6,750.00		
3	Enes Janitorial	\$8,839.00	\$7,992.00	
4	City Wide	\$24,266.67		
5	DAD Janitorial Services	\$7,380.00		
6	Town and Country	\$5,995.00		\$6,995.00

References have been checked and individual meetings were held with each proposer. City Wide's proposals for one year would be over \$291,000 and was deemed too costly. Enes Janitorial's proposal was also too costly with base costs of over \$100,000

annually. Transpacific Build Maintenance costs were low, however, their clientele are primarily office complexes without the industrial impacts SVCW faces. After research and consideration of their expertise, staff believes their level of service would be lacking in the same manner as the existing provider.

Karla's Janitorial, with the annual cost of \$81,000 and their clientele experience being more in line with the industrial setting of SVCW, was determined to be the most suited proposer that meets the Authority's needs. Staff recommends a contract be awarded to Karla's Janitorial for one year with the ability to extend the contract for two additional one-year periods upon agreement of both parties.

FINANCIAL IMPACT

Janitorial costs are budgeted as part of the annual SVCW Operations budget and though a small cost increase was anticipated in the FY 2017-2018 budget, approximately \$30,000 will be shifted from other service contracts to cover the cost of the janitorial service for the coming year.

RECOMMENDATION

Move adoption of RESOLUTION APPROVING AGREEMENT FOR JANITORIAL SERVICES IN AN AMOUNT NOT TO EXCEED \$81,000 AND AUTHORIZE MANAGER TO APPROVE UP TO TEN PERCENT CONTINGENCY FOR ADDITIONAL WORK ON AN AS-NEEDED BASIS – KARLA'S JANITORIAL SERVICE

**RESOLUTION ESTABLISHING RATES OF PAY
AND RELATED COMPENSATION FOR CONFIDENTIAL GENERAL EMPLOYEES,
RETITLING OF SYSTEMS ANALYST POSITION AND APPROVE UPDATED
CONSOLIDATED PAY SCHEDULE**

ISSUE

Change Title of Systems Analyst Position to Business Analyst.

BACKGROUND

The Commission approves all SVCW personnel position titles via resolution. The recent Resolution 17-35 included the position of Systems Analyst, which is proposed to be re-titled to Business Analyst.

DISCUSSION

In July 2017, the SVCW Commission authorized a project to acquire and implement an Enterprise Resource Planning (ERP) software platform. The approval included a Systems Analyst position that would act as project manager and be critical to the project's success. Staff has, however, reconsidered the employment market and believes the title Business Analyst will better attract qualified and experienced candidates.

FINANCIAL IMPACT

There is no financial impact associated with the recommended action.

RECOMMENDATION

- i. Move adoption of RESOLUTION ESTABLISHING RATES OF PAY AND RELATED COMPENSATION FOR CONFIDENTIAL GENERAL EMPLOYEES OF SILICON VALLEY CLEAN WATER AND RESCINDING AND RESTATING CERTAIN PROVISIONS OF RESOLUTION NO. SVCW 17-35 AND RESCINDING ANY AND ALL OTHER RESOLUTIONS OR PROVISIONS THEREOF IN CONFLICT HERewith
- ii. Move adoption of RESOLUTION AMENDING SECTION 6 OF RESOLUTION NO. SVCW 77-6 THE SVCW PERSONNEL RESOLUTION, RELATED TO CLASSIFICATION OF POSITIONS AND RESCINDING RESOLUTION NO. SVCW 17-38 AND ANY AND ALL OTHER RESOLUTIONS OR PROVISIONS THEREOF IN CONFLICT HERewith
- iii. Move adoption of RESOLUTION APPROVING UPDATED CONSOLIDATED PAY SCHEDULE FOR ALL REPRESENTED AND UNREPRESENTED EMPLOYEES OF SILICON VALLEY CLEAN WATER FOR FISCAL YEAR 2017-2018 AND RESCINDING RESOLUTION NO. SVCW 17-42

Resolution No. SVCW 17-54 approved at the Commission Meeting of August 10, 2017

General Represented Employees (monthly)
Stationary Engineers Local 39

Class 0	A0	B0	C0	D0	E0	F0	G0
Senior Operator	\$7,640	\$8,020	\$8,417	\$8,842	\$9,376	\$9,749	\$10,234
Operator	\$6,104	\$6,414	\$6,729	\$7,070	\$7,430	\$7,799	\$8,184
Senior Plant Mechanic	\$7,361	\$7,732	\$8,116	\$8,517	\$8,950	\$9,395	\$9,867
Senior Plant Mechanic - Electrician	\$7,869	\$8,265	\$8,674	\$9,107	\$9,568	\$10,044	\$10,548
Senior Plant Mechanic - Instrumentation Tech	\$7,869	\$8,265	\$8,674	\$9,107	\$9,568	\$10,044	\$10,548
Plant Mechanic	\$5,663	\$5,947	\$6,245	\$6,561	\$6,893	\$7,235	\$7,593
Plant Mechanic - Electrician	\$5,663	\$5,947	\$6,245	\$6,561	\$6,893	\$7,235	\$7,593
Plant Mechanic - Instrumentation Tech	\$5,663	\$5,947	\$6,245	\$6,561	\$6,893	\$7,235	\$7,593
Planner / Scheduler Assistant	\$5,663	\$5,947	\$6,245	\$6,561	\$6,893	\$7,235	\$7,593
Water Quality Specialist *	\$7,121	\$7,556	\$8,025	\$8,512	\$9,034	\$9,590	\$10,069
Senior Laboratory Analyst **	\$8,284	\$8,699	\$9,133	\$9,590	\$10,069		
Laboratory Analyst II	\$7,532	\$7,909	\$8,304	\$8,719	\$9,155		
Laboratory Analyst I	\$6,848	\$7,189	\$7,548	\$7,927	\$8,323		
Senior Environmental Compliance Inspector *	\$7,513	\$7,890	\$8,284	\$8,699	\$9,133		
Environmental Compliance Inspector	\$6,832	\$7,173	\$7,532	\$7,909	\$8,304		
Pollution Prevention Specialist	\$6,832	\$7,173	\$7,532	\$7,909	\$8,304		
Materials Services Coordinator	\$7,294	\$7,668	\$8,060	\$8,455	\$8,877		
Utility Worker	\$5,241	\$5,531	\$5,833	\$6,156	\$6,494		

Class 1	A1	B1	C1	D1	E1	F1	G1
Senior Operator	\$7,793	\$8,180	\$8,585	\$9,019	\$9,564	\$9,944	\$10,439
Operator	\$6,226	\$6,542	\$6,864	\$7,211	\$7,579	\$7,955	\$8,348
Senior Plant Mechanic	\$7,508	\$7,887	\$8,278	\$8,687	\$9,129	\$9,583	\$10,064
Senior Plant Mechanic - Electrician	\$8,026	\$8,430	\$8,847	\$9,289	\$9,759	\$10,245	\$10,759
Senior Plant Mechanic - Instrumentation Tech	\$8,026	\$8,430	\$8,847	\$9,289	\$9,759	\$10,245	\$10,759
Plant Mechanic	\$5,776	\$6,066	\$6,370	\$6,692	\$7,031	\$7,380	\$7,745
Plant Mechanic - Electrician	\$5,776	\$6,066	\$6,370	\$6,692	\$7,031	\$7,380	\$7,745
Plant Mechanic - Instrumentation Tech	\$5,776	\$6,066	\$6,370	\$6,692	\$7,031	\$7,380	\$7,745
Planner / Scheduler Assistant	\$5,776	\$6,066	\$6,370	\$6,692	\$7,031	\$7,380	\$7,745
Water Quality Specialist *	\$7,263	\$7,707	\$8,186	\$8,692	\$9,215	\$9,782	\$10,270
Senior Laboratory Analyst **	\$8,450	\$8,873	\$9,316	\$9,782	\$10,270		
Laboratory Analyst II	\$7,683	\$8,067	\$8,470	\$8,893	\$9,338		
Laboratory Analyst I	\$6,985	\$7,333	\$7,699	\$8,086	\$8,489		
Senior Environmental Compliance Inspector *	\$7,663	\$8,048	\$8,450	\$8,873	\$9,316		
Environmental Compliance Inspector	\$6,969	\$7,316	\$7,683	\$8,067	\$8,470		
Pollution Prevention Specialist	\$6,969	\$7,316	\$7,683	\$8,067	\$8,470		
Materials Services Coordinator	\$7,440	\$7,821	\$8,221	\$8,624	\$9,055		
Utility Worker	\$5,346	\$5,642	\$5,950	\$6,279	\$6,624		

Employees who have achieved a level of professional certification higher than specified for their current classification will qualify for certification pay according to the CLASS 1 salary schedule.

Employees who have not qualified for certification pay shall be paid according to the CLASS 0 salary schedule.

* Salary step "G" is only available to an existing employee, currently in the position of Water Quality Specialist in the Environmental Compliance Division, if promoted to the position of Senior Environmental Compliance Inspector.

There shall be only one person in the position of "Senior Environmental Compliance Inspector" at any given time. The Water Quality Specialist classification shall not be available to new hires after June 30, 2013.

** There shall be only one person in the position of Senior Laboratory Analyst at any given time.

General Non-Represented Employees (hourly)		A	B	C	D	E		
Lab Assistant		\$19.53	\$20.75	\$21.97	\$23.20	\$24.40		
Engineering Intern		\$19.53	\$20.75	\$21.97	\$23.20	\$24.40		
Confidential General Employees (monthly)		A	B	C	D	E	F	G
Business Analyst		\$9,478	\$9,952	\$10,450	\$10,972	\$11,521	\$12,097	\$12,702
Financial Analyst		\$9,478	\$9,952	\$10,450	\$10,972	\$11,521	\$12,097	\$12,702
Accountant		\$7,583	\$7,962	\$8,360	\$8,778	\$9,217	\$9,677	\$10,161
Accounting Technician		\$5,607	\$5,886	\$6,182	\$6,491	\$6,816	\$7,155	\$7,513
Administrative Assistant		\$6,732	\$7,071	\$7,425	\$7,796	\$8,184	\$8,594	\$9,021
Administrative Clerk		\$4,713	\$4,950	\$5,199	\$5,457	\$5,729		
Office Assistant		\$4,023	\$4,223	\$4,434	\$4,658	\$4,890		
Senior Information System Analyst		\$10,124	\$10,631	\$11,162	\$11,720	\$12,306		
Information System Analyst		\$9,112	\$9,568	\$10,046	\$10,548	\$11,076		
Information System Technician		\$6,445	\$6,775	\$7,123	\$7,491	\$7,875		
Professional Employees (monthly)		Minimum	Maximum					
Senior Engineer		\$13,430	\$16,325					
Associate Engineer		\$9,626	\$11,700					
Management Employees (monthly)		Minimum	Maximum					
Manager		\$29,584	\$29,584					
Assistant Manager / Chief Engineering Officer		\$18,292	\$22,233					
Chief Operating Officer		\$19,443	\$23,633					
Chief Financial Officer / Administration Manager		\$17,411	\$21,163					
Maintenance Director		\$14,926	\$18,143					
Operations Director		\$14,926	\$18,143					
Administrative Services Director		\$12,885	\$15,749					
Engineering Director		\$14,926	\$18,143					
Laboratory Director		\$13,937	\$16,940					
Environmental Services Director		\$13,937	\$16,940					
Information Systems Director		\$13,937	\$16,940					
Maintenance Supervisor		\$11,285	\$13,717					
Operations Supervisor		\$11,285	\$13,717					
Planner / Scheduler Supervisor		\$11,285	\$13,717					
Materials Services Supervisor		\$11,285	\$13,717					
Accounting Supervisor		\$11,285	\$13,717					
Senior Capital Improvement Manager		\$13,430	\$16,325					
Capital Improvement Program Manager		\$10,744	\$13,060					
Health and Safety Director		\$12,061	\$14,660					
Human Resources Director		\$12,061	\$14,660					

Attest:

John Seybert

CHAIR, Silicon Valley Clean Water Commission

Robert Grassilli

SECRETARY, Silicon Valley Clean Water Commission

**REMOVAL OF FIXED ASSETS FROM THE
FINANCIAL RECORDS OF SVCW**

ISSUE

Approval to Remove Assets from the Financial Records to Reflect Disposals Occurring in the Current Year.

BACKGROUND

In 1989, Silicon Valley Clean Water (SVCW) contracted with Consilium Inc. to perform a comprehensive appraisal of the fixed assets owned by the SVCW. The purpose of the appraisal was to provide SVCW with a complete fixed asset record and management system to fulfill fiscal reporting requirements. In the years since the Consilium appraisal, SVCW has moved the records into an asset management system and has continued to refine the fixed asset records. As part of an ongoing process, assets that are no longer used or are replaced, need to be purged from the list of financial assets of SVCW.

DISCUSSION

SVCW staff has identified a fixed asset that has been removed from service and from SVCW's fixed asset inventory and still has a depreciated book value in excess of \$25,000.00. This item remains on the financial records and needs to be removed.

Section 3.5 of the SVCW Joint Powers Agreement (JPA) and Administrative Policy 1981-02 Revision "E" require the Commission approve the disposal of any asset with a value greater than \$25,000. Per the JPA and Administrative Policy 1981-20 Revision "E", the following asset falls under the jurisdiction of the Commission:

Asset 12532: Hansen Gearbox

Acquisition Date: 01/06/2012

Original Value: \$41,190.24

Useful Life: 15 years

Book Value as of 6/30/2014: \$26,026.76

Reason for Disposal: The asset was replaced in CIP Project #255 – Aeration Basin Mixing as part of the system upgrade. The motors, gearboxes, shafts and mixers have been replaced in Aeration Basin #3 in the new Invent System. The Invent System is much more energy efficient (60HP motors versus 100HP motors) and provide better dissolved oxygen transfer to the mixed liquor. This provides a more effective treatment process at less electrical cost for SVCW ratepayers.

This action removes this asset from the SVCW's financial records in order to reflect a more accurate accounting of the SVCW's financial assets.

RECOMMENDATION

Move approval to REMOVE FIXED ASSET #12532 WITH A TOTAL REMAINING BOOK VALUE OF \$26,026.76 FROM THE SVCW'S FINANCIAL RECORDS

**MENLO PARK PUMP STATION PROJECT (CIP #7004) AND REDWOOD
CITY PUMP STATION PROJECT (CIP #7005)
PRELIMINARY DESIGN SERVICES TASK ORDERS**

ISSUE

Approval of Brown and Caldwell Task Orders Scope and Budget for Preliminary Design for the Menlo Park Pump Station (CIP #7004) and the Redwood City Pump Station (CIP #7005)

BACKGROUND

In May 2015, the SVCW Commission directed staff to implement CEQA analysis and prepare an Environmental Impact Report (EIR) for the *Wastewater Conveyance System and Treatment Plant Reliability Improvement Project*. A project description was developed and analysis of the environmental impacts of the project commenced. The Draft EIR was completed in November 2016, comments were subsequently received and responded to and the Commission certified the Final EIR on April 13, 2017. At this same meeting the Commission approved task orders to support the Gravity Pipeline Project and the Front of Plant Projects, which included the plant soil stabilization project.

SVCW's Conveyance System Program, now titled Regional Environmental Sewer Conveyance Upgrade (RESCU) Program, includes conveyance system improvements to transport wastewater from member agencies' collection systems to the SVCW wastewater treatment plant. All four of the member agency pump stations will receive significant modifications. A major component of the conveyance system is a gravity pipeline constructed by tunneling methods from the north edge of Inner Bair Island to the treatment plant. Once wastewater reaches the plant from the gravity pipeline, it will be lifted via a new receiving lift station to an elevation that will allow the water to gravity flow through a screening and grit removal facility (headworks) and through new influent connector pipes to the existing primary sedimentation tanks.

As noted, the RESCU program includes modification to all of the member agency pump stations. This agenda item request is for approval of the Menlo Park and Redwood City Pump Station preliminary design effort. This work is being done to allow completion of the pump station's construction at approximately the same time as completion of the gravity pipeline. The Belmont Pump Station and forcemain slip-lining preliminary design efforts will start slightly later as those projects can't be constructed until after the current 54-inch forcemain is completely abandoned. The San Carlos Pump Station will ultimately be decommissioned as the flow from the San Carlos collection system will eventually flow directly into the new gravity pipe without the need for pumping.

DISCUSSION

The Task Orders proposed by this action will begin the preliminary design phase of the Menlo Park Pump Station and the Redwood City Pump Station projects. Generally, preliminary design is estimated to be approximately thirty percent (30%) of the overall design effort and includes tasks such as data gathering, hydraulic calculations, process

and instrumentation development, evaluation and selection of specific technologies, and automation schematics. As budgets are developed for the CIP, the preliminary design phase is set at 3% of the estimated construction cost; this percentage varies based on complexity of projects, amount of environmental mitigation and permits required, and inter-relationships of projects. There is significant additional complexity to these projects since the pump stations operate 24/7/365 causing the switchover from the existing facility to the new facility to require careful and reliable planning. Additionally, both sites are extremely constrained in size, affecting both the construction and the contractor lay down and staging areas.

Brown and Caldwell has completed a substantial amount of work on all four pumps stations to support the CEQA effort and resulting EIR. The EIR work by Brown and Caldwell included enough project development to allow them to write project descriptions for the pump stations. Because of their intimate knowledge of the projects, they have been selected for the 30% preliminary design effort.

Two task orders have been developed, both having the following tasks associated with them.

- Project Management
- Project Coordination/Meetings
- Hydraulic Analysis
- Preliminary Design Basis
- P&ID Development
- Preliminary Design Drawings
- Preliminary Design Draft and Final Reports

The SVCW Engineering Director has negotiated the detailed scope and budget for each pump station task order. Given the tasks listed above, the not-to-exceed budget for the Menlo Park Pump Station project is \$580,691 and for the Redwood City Pump Station project is \$590,316. This corresponds to approximately 6.3% of the Menlo Park Pump Station estimated construction cost and approximately 3.0% of the Redwood City Pump Station estimated construction cost.

The percentage of construction cost for the preliminary design is much higher on the Menlo Park Pump Station project as the current plan is to rehabilitate the existing pump station, using the existing structure to house new pumps, valves, gates, and electrical equipment. Reusing the existing pump station structure was a cost-saving measure that was identified during the project development phase. While it has the potential to reduce construction cost, the complexity of the engineering tasks is heightened. Modifying existing facilities is always more challenging than designing new (greenfield) facilities. For Menlo Park, the preliminary design engineering fee, as a percentage of construction, is higher than typical.

FINANCIAL IMPACT

The 2015 CIP Update anticipates the following budget, including Pre-design, Design, Construction, Construction Management and all associated costs for the pump station projects:

Menlo Park Pump Station (CIP #7004) at:	\$23,847,974
Redwood City Pump Station (CIP#7005) at:	\$30,216,325

RECOMMENDATION

- i. Move approval of TASK ORDER SCOPE AND BUDGET FOR PRELIMINARY DESIGN SERVICES FOR THE MENLO PARK PUMP STATION PROJECT (CIP #7004) IN AN AMOUNT NOT TO EXCEED \$580,691 AND AUTHORIZE MANAGER TO APPROVE UP TO TEN PERCENT CONTINGENCY FOR ADDITIONAL WORK ON AN AS-NEEDED BASIS – BROWN AND CALDWELL
- ii. Move approval of TASK ORDER SCOPE AND BUDGET FOR PRELIMINARY DESIGN SERVICES FOR THE REDWOOD CITY PUMP STATION PROJECT (CIP #7005) IN AN AMOUNT NOT TO EXCEED \$590,316 AND AUTHORIZE MANAGER TO APPROVE UP TO TEN PERCENT CONTINGENCY FOR ADDITIONAL WORK ON AN AS-NEEDED BASIS – BROWN AND CALDWELL

**RESCU PROGRAM (CIP #6006)
PROGRAM MANAGEMENT SUPPORT SERVICES**

ISSUE

Approval of West Yost Associates Task Order for Program Management Support and Coordination Services for the RESCU Program (CIP #6006)

BACKGROUND

Silicon Valley Clean Water (SVCW) is implementing the Regional Environmental Sewer Conveyance Upgrade (RESCU), with SVCW's Engineering Director leading its successful implementation as Program Manager. The Program consists of replacing all components of the existing conveyance system. Replacement of this system is of highest priority due to its age and continual state of failure.

Implementation of this program requires close management and coordination of many complex work efforts, including:

- 11 design and construction components
- Five regulatory permits
- Dozens of easements and encroachment permits
- Compliance with CEQA and resulting mitigation measures
- Loan applications with the SWRCB and EPA's WIFIA programs
- Compliance of Progressive Design Build contracts through development of SVCW Design Standards

To successfully accomplish the coordination and oversight of these varied efforts, the SVCW Program Manager has been using program management assistance from Whitley Burchett and Associates (WBA). In 2008, SVCW selected WBA to provide CIP project management assistance on as-needed bases and WBA has been providing project management support to the conveyance system program since that time. West Yost Associates acquired Whitley Burchett & Associates in March 2017 and the Commission approved the Master Services Agreement re-assignment to West Yost Associates in May 2017. The WBA staff who have worked on this project since 2008 are now employees of West Yost Associates and have continued working on this project, now as West Yost employees.

DISCUSSION

West Yost staff have a deep level of knowledge for all the elements of the conveyance system. It is, therefore, beneficial for SVCW to continue to retain West Yost for assistance with ongoing conveyance system replacement efforts. Specifically, SVCW's Program Manager requires assistance with the overall coordination of the conveyance system program elements. Use of West Yost for program management assistance has proven to be more cost effective than hiring additional SVCW employees to accomplish the work.

Program management assistance services have been provided under Task Order No. 2016-02 for the past 12 months with an authorized not-to-exceed budget of \$316,000. During the course of the work, SVCW added new tasks that were not originally anticipated but the consultant was able to conserve work efforts and stretch the budget to last for the

predetermined 12-month period. The allocated budget is now nearly exhausted and SVCW continues to require assistance given the ongoing tasks for the conveyance system program.

During the past 12 months, the Draft and Final EIR were completed with the associated public outreach and review efforts. Additionally, permit applications were filed, SRF funding application and associated submittals were prepared, and SVCW made significant progress in the process for procuring the services of Progressive Design Build Contractors for the Gravity Pipeline and Front of Plant Projects.

Projects are shifting from planning phases into the design and construction phases, which means that the needs for immediate and rigorous coordination will be higher. For this reason, staff has increased the allocation of hours in the task order to enable the services of West Yost to be used as needed. The allocated budget is on a time and expense basis and funds will not be used if services are not needed. It should be noted that the SVCW Engineering Director will be out of the office on leave in the near future and added support from West Yost is expected during this time.

The SVCW Engineering Director and West Yost program manager negotiated a scope of work and budget for program management support in the amount of \$398,022, anticipated to cover a period of 12 months.

The Task Order includes the following tasks:

- Coordinate Meetings amongst program and project team members
- Maintain the overall program and project schedules
- Coordination and communication amongst the various project teams
- Assist with strategy development and program oversight
- General assistance to the SVCW program manager, as needed

Staff recommends that the Commission authorize West Yost to continue providing program management support services in an amount not-to-exceed \$398,022 for a 12-month period.

FINANCIAL IMPACT

This Task Order will be funded from CIP Project #6006, Conveyance System CEQA, which has an identified cost in the 2015 CIP Update estimated at \$5.04 million. To date, \$4.08 million has been expended from this project. The not-to-exceed budget for this task order is \$398,022.

RECOMMENDATION

Move approval of TASK ORDER SCOPE AND BUDGET FOR PROGRAM MANAGEMENT SUPPORT SERVICES FOR THE RESCU PROGRAM (CIP #6006) IN AN AMOUNT NOT TO EXCEED \$398,022 AND AUTHORIZE MANAGER TO APPROVE UP TO TEN PERCENT CONTINGENCY FOR ADDITIONAL WORK ON AN AS-NEEDED BASIS – WEST YOST ASSOCIATES

**PROFESSIONAL CONSULTING SERVICES
CONSTRUCTION MANAGEMENT ANNUAL GLOBAL TASK ORDER**

ISSUE

Approval of Tanner Pacific, Inc. Task Order Scope and Budget for Professional Construction Management Services for SVCW CIP and Capital Projects.

BACKGROUND

In March 2016 the Commission approved a Master Services Agreement and corresponding task order with Tanner Pacific, Inc. (TPI) for construction management and contract advisory services. The task order was based on services for a one-year period. Since that time, TPI has provided professional services related to construction management and inspection, including: ensuring construction contractors abide by the project requirements, providing input to designers on bid-ability and constructability of the projects during the design phase, providing review of cost estimates by the designers, customizing the standard contract documents for each project, keeping apprised of ongoing changes in legislation and regulations pertaining to construction and, in turn, updating SVCW's standard contract documents.

DISCUSSION

SVCW has used services of outside construction management specialty firms for its entire existence, beginning with the original treatment plant construction. Construction management is a specialty within itself and to hire staff that could fulfill the functions that TPI fills would involve hiring at least ten additional staff. Several staff members of TPI have worked on SVCW projects for over ten years.

The 2016 task order authorization was intended to cover project preconstruction and construction services for a period of one year. The budgeted amount for that time period was \$3,071,292. Because of efficient use of resources on the part of the construction management team, the allocated budget has lasted 16 months. In that time period, SVCW completed approximately \$25,500,000 in construction value. This translates to total CM expenditures of 12% of the construction completed in this time period. The percent of construction management services costs varies based on complexity of the project, amount of preconstruction guidance needed, and, often times, quality of the low-bid contractor who is awarded the project. Generally, SVCW assumes that Construction Management services will equal approximately 13% of total construction costs.

Over the next 12 months, it is anticipated that SVCW will complete approximately \$27 million in construction not related to the RESCU projects. SVCW and TPI have negotiated a task order for construction management services in the amount of \$3,308,106. The scope of this contract includes construction management services on all CIP projects except for the Progressive Design-Build Gravity Pipeline and Front of Plant Projects, which will be the subject of a separate task order at the time SVCW awards Progressive Design-Build Stage 1 contracts (anticipated to be October and November of this year,

respectively). The amount negotiated for this Task Order is approximately 12% of the estimated construction costs for the upcoming year.

Staff recommends award of annual global Task Order to Tanner Pacific, Inc. in the amount of \$3,308,106. Two future task orders will be forthcoming in the next several months specific to construction management/quality assurance services for the two progressive design build projects.

FINANCIAL IMPACT

Construction Management Services are budgeted as part of all CIP project budgets. The cost associated with TPI task order has been negotiated in the amount of \$3,308,106. This amount is within the amount incorporated for these services in the CIP project budgets and in line with both industry standards and previous SVCW contracts for similar services.

RECOMMENDATION

Move approval of TASK ORDER SCOPE AND BUDGET FOR CONSTRUCTION MANAGEMENT SERVICES IN AN AMOUNT NOT TO EXCEED \$3,308,106 AND AUTHORIZE MANAGER TO APPROVE UP TO TEN PERCENT CONTINGENCY FOR ADDITIONAL WORK ON AN AS-NEEDED BASIS - TANNER PACIFIC INC.

**OPERATIONS-MAINTENANCE-ENGINEERING COORDINATION SERVICES
APPROVAL OF MASTER SERVICES AGREEMENT AND TASK ORDER**

ISSUE

Authorize execution of DNS Strategic Partners' Master Services Agreement and Approve Task Order Scope and Budget for Operations, Maintenance, and Engineering Coordination Services.

BACKGROUND

SVCW is nearing ten years of implementation of its CIP; many projects have been completed while many projects are still awaiting completion. The vast amount of new facilities coming online and being planned or designed to come online have significantly taxed existing staff's ability to continue operations and maintenance of the SVCW facilities. Additionally, Engineering Division staff are extremely busy with managing all the various project requirements. There have been two engineering positions open for nearly a year and the marketplace for engineers is tight to the point that it has not been possible to fill the vacancies. While the workload remains manageable to this point in time, there are additional demands that put existing and future facilities at risk.

With the RESCU Program entering the Progressive Design-Build phase, as well as dozens more projects and initiatives being undertaken by the Engineering Division at SVCW, there is a need for additional Program Management assistance from a professional with experience in Operations and Maintenance.

DISCUSSION

Concurrent with the recognition that additional assistance is needed for Operations, Maintenance, and Engineering Divisions, particularly in the realm of coordination of efforts between the three divisions, staff became aware of an individual who is now available to assist SVCW through DNS Strategic Partners. Mr. E.J. Shalaby has over 30 years of experience with wastewater agencies. Mr. Shalaby was the General Manager of the West County Wastewater District in Richmond, CA and recently resigned from his position to begin a new career in consulting and program/project management. DNS has been in discussions with SVCW for several months and while exploring the opportunities for working together determined that Mr. Shalaby is a perfect fit for SVCW's needs. He is a Grade 5 Operator and has extensive experience in project and program management, inter-departmental coordination and facilitation, regulatory agency and public outreach and communications, and specialties in a vast number of wastewater agency initiatives (such as grant funding, recycled water programs, energy initiatives, and inter-governmental cooperation).

SVCW's Manager and Assistant Manager have known Mr. Shalaby for over twenty years, as co-workers, as manager-consultant, and as peer-to-peer agency managers. He brings significant and excellent credentials to SVCW and has valuable experience and expertise in facilitating coordination between all departments, consultants, contractors and all levels of staff within a wastewater agency.

At the same time the RESCU projects are moving ahead, SVCW is completing many other treatment related projects in the CIP and also looking ahead to at least two new large programs - removing nutrients from the treated water discharged to the bay and increasing recycled water options for the region. These programs all require extensive planning, outreach to member agencies and community members, and significant O&M input and buy-in for successful implementation.

As staff is seeking personnel to facilitate transfer and coordination of existing and new facilities to successfully implement its identified major programs, Mr. Shalaby is uniquely qualified to provide such assistance.

Staff is seeking authorization for a Master Services Agreement and Task Order for DNS Strategic Partners. The Engineering Director and Assistant Manager have identified several tasks for which Mr. Shalaby is uniquely qualified, including Operations, Maintenance, and Engineering Divisions' coordination, program and project management assistance, and Engineering Division management assistance. It is anticipated that DNS Strategic Partners, and Mr. Shalaby in particular, will be used extensively with the ongoing and future program and project demands. The task order duration is five years. This duration matches that of the RESCU program as well as the expected time for implementation of the expanded recycled water program and potential beginning of the nutrient removal program. The budgeted amount to cover this period is \$2.1 million; costs will be invoiced on a time and expense basis.

FINANCIAL IMPACT

Funds for these task orders are derived from Fund 20 – CIP Projects, and DNS Strategic Partners will charge time to the specific projects assigned. This is a time and expense contract and DNS will only be paid for actual work completed. Every CIP project has a budgeted amount for Project Management, and the funding for this Task Order will come from that allocated budget.

The cost of services for a five-year period is approximately 0.5% of the total estimated remaining CIP projects' budgets.

RECOMMENDATION

Move adoption of RESOLUTION APPROVING MASTER SERVICES AGREEMENT AND TASK ORDER SCOPE AND BUDGET FOR OPERATIONS-MAINTENANCE-ENGINEERING COORDINATION SERVICES IN AN AMOUNT OF \$2.1 MILLION AND AUTHORIZE MANAGER TO APPROVE UP TO TEN PERCENT CONTINGENCY FOR ADDITIONAL WORK ON AN AS-NEEDED BASIS – DNS STRATEGIC PARTNERS, LLC